

### Student Financial Aid 2023-24

Institution: Collin County Community College District (247834)

User ID: p247834c

#### Overview

#### IPEDS Student Financial Aid Component Overview - Academic Reporters

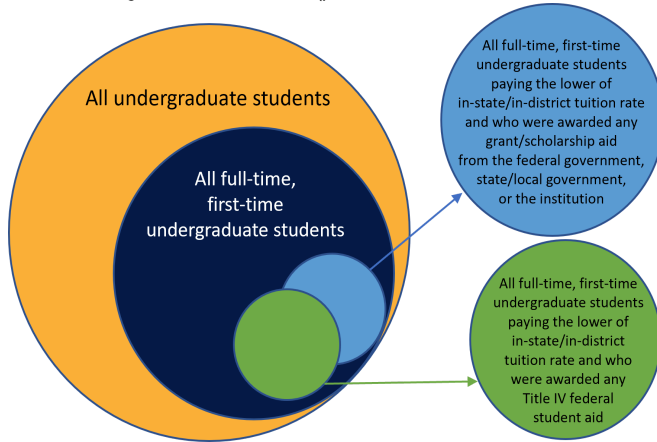
Welcome to the Student Financial Aid (SFA) survey component. The purpose of the SFA component is to collect information about financial aid provided to various groups of undergraduate students and military/veteran educational benefits for all students at your institution.

#### Data Reporting Reminders:

- Report data to accurately reflect the period corresponding with the IPEDS survey component, even if such reporting is seemingly inconsistent with prior-year reporting.
- Undergraduate Student Counts
 

You will be asked to report information for:

  - All undergraduate students
  - Full-time, first-time degree/certificate-seeking undergraduate students (FTFT)
  - FTFT undergraduate students who (paid the lower of in-state/in-district tuition rate for public institutions and) were awarded any grant/scholarship aid from the federal government, state/local government, or the institution
  - FTFT undergraduate students who (paid the lower of in-state/in-district tuition rate for public institutions and) were awarded any Title IV federal student aid



- COA Revisions
 

Revisions to Cost of Attendance (COA) used to calculate the net price of attendance can be made in this component. Consult the instructions and screens to make sure you are reporting the correct aid amounts for the correct groups of students.
- College Affordability and Transparency Lists
 

Net price amounts calculated in SFA will be used to populate the U.S. Department of Education's College Affordability and Transparency lists.
- Interactive Edits and Error Messages
 

SFA contains interactive edits that will check for blank fields, invalid values, or values that fall outside expected ranges. Some error messages will require you to confirm or explain the values that you entered. Some error messages are fatal and will require you to contact the IPEDS Help Desk at (877) 225-2568 for resolution.
- Context Boxes
 

You will find optional text boxes throughout SFA. Context boxes allow you to provide more information about the data you enter. Some of these context boxes may be made available to the public on College Navigator, so make sure that the information you enter can be understood easily by students, parents, and the public.

#### Changes to reporting:

The following changes were implemented for the 2023-24 data collection period:

- Removed the 'Groups terminology'
- Renumbered lines on screens and in instructions
- Reiterated instructions on what is reported in each part for specific students and reporting periods
- Rephrased "room and board" terminology in survey materials to "food and housing," including Glossary terms
- Added FAQ regarding inclusion of incarcerated students
- Revised FAQ regarding experimental site participants

#### Resources:

- To download the survey materials for this component: [Survey Materials](#)
- To access your prior year data submission for this component: [Reported Data](#)

If you have questions about completing this survey, please contact the IPEDS Help Desk at 1-877-225-2568.

Section 1: Part A - Establish Your Student Counts

**Part A - Establish Your Student Counts**

Instructions:

In the fields below, report the number of students enrolled in Fall 2022.

Reporting Reminders:

- Part A establishes student counts.
- The numbers on this screen are carried forward to other parts of the Student Financial Aid Survey component and checked for consistency with data reported in other survey components.

		YOUR CURRENT YEAR DATA	YOUR PRIOR YEAR DATA
		Fall 2022	Fall 2021
02	<b>i</b> All undergraduate students	35,085	33,689
03	All degree/certificate-seeking undergraduate students Of those on line 02, those who are <b>degree/certificate-seeking</b>	25,092	
04	Of those on line 02, those who are <b>non-degree/non-certificate-seeking</b> (Line 02 – Line 03)	9,993	
05	All full-time, first-time degree certificate-seeking undergraduate students Of those on line 03, those who are <b>full-time, first-time</b>	3,480	3,271
06	Of those on line 05, those awarded any: <ul style="list-style-type: none"> <li>• <u>Federal Work Study</u>,</li> <li>• <u>Loans to students</u>,</li> <li>• Grant or scholarship aid from the federal government, state/local government, the institution, or</li> <li>• Other sources known to the institution</li> </ul>	1,482	1,848
07	Of those on line 05, those awarded any: <ul style="list-style-type: none"> <li>• <u>loans to students</u> or</li> <li>• Grant or scholarship aid from the federal government, state/local government, or the institution</li> </ul>	1,288	1,848
08	Of those on line 05, those (paying the lower of in-state or in-district tuition rate for public institutions) who were awarded grant or scholarship aid from the federal government, state/local government, or the institution	1,196	1,683
09	Of those on line 05, those (paying the lower of in-state or in-district tuition rate for public institutions) who were awarded any <u>Title IV federal student aid</u>	1,243	1,091

Institution: Collin County Community College District (247834)

Section 1: Part B - Student Counts and Financial Aid Award Amounts

Part B - Enter Student Counts and Financial Aid Award Amounts

For this part, report:

For These Students	The Following Type(s) of Aid	Awarded in This Period
<ul style="list-style-type: none"> <li>All undergraduate students enrolled in Fall 2022 for the 2022-23 academic year as defined by the institution</li> </ul>	<ul style="list-style-type: none"> <li>Grant or scholarship aid from:                             <ul style="list-style-type: none"> <li>federal government</li> <li>state/local government</li> <li>the institution</li> <li>other sources known to the institution</li> </ul> </li> <li>Loans to students from:                             <ul style="list-style-type: none"> <li>the federal government</li> </ul> </li> </ul>	<ul style="list-style-type: none"> <li>Any time during academic year 2022-23</li> </ul>
Information from Part A		Fall 2022
All undergraduate students (This number is carried forward from Part A, Line 02.)		35,085
Degree/certificate-seeking undergraduate students (This number is carried forward from Part A, Line 03.)		25,092
Non-degree/non-certificate-seeking undergraduate students (This number is carried forward from Part A, Line 04.)		9,993

In the fields below, report the student counts and the total amount of aid awarded for each aid type and student category.

Aid Type		2022-23											
		All undergraduate students				All degree/certificate-seeking undergraduates				All non-degree/non-certificate-seeking undergraduates			
		Number students who were awarded aid	Percentage of students who were awarded aid	Total amount of aid awarded	Average amount of aid awarded (Col.3/Col.1)	Number students who were awarded aid	Percentage of students who were awarded aid	Total amount of aid awarded	Average amount of aid awarded (Col.7/Col.5)	Number students who were awarded aid (Col.1-Col.5)	Percentage of students who were awarded aid	Total amount of aid awarded (Col.3-Col.7)	Average amount of aid awarded
		Col. 1	Col. 2	Col. 3	Col. 4	Col. 5	Col. 6	Col. 7	Col. 8	Col. 9	Col. 10	Col. 11	Col. 12
01	Grant or scholarship aid from the federal government, state/local government, the institution, and other sources known to the institution (Do NOT include federal student loans)	7,641	22	40,096,286	5,248	7,636	30	40,092,363	5,250	5	0	3,923	785
02	Federal Pell Grants	5,692	16	24,932,756	4,380	5,692	23	24,932,756	4,380	0	0	0	
03	Federal loans to students	2,594	7	9,491,487	3,659	2,594	10	9,491,487	3,659	0	0	0	

You may use the box below to provide additional context for the data you have reported above. Context notes will be posted on the College Navigator website. Therefore, you should write all context notes using proper grammar (e.g., complete sentences with punctuation) and common language that can be easily understood by students and parents (e.g., spell out acronyms).

Non-applicable

Section 1: Part C, Page 1 - full-time, first-time degree/certificate-seeking undergraduate students

**Part C, Page 1 - Enter Information about full-time, first-time degree/certificate-seeking undergraduate students**

Reporting Reminders:

- In the fields below, report the number of full-time, first-time degree/certificate-seeking undergraduate students enrolled in Fall 2022 paying the lower of in-state or in-district tuition rate. If your institution does not offer different rates, report all students as paying in-state tuition rates.

Information from Part A		Fall 2022		
01	Full-time, first-time degree/certificate-seeking undergraduate students (This number is carried forward from Part A, Line 05)	3,480		
Full-time, first-time students:		YOUR CURRENT YEAR DATA		YOUR PRIOR YEAR DATA
		Fall 2022		Fall 2021
		Number of students	Percentage of students	Percentage of students
02	<u>paying in-district tuition rates</u>	<input type="text" value="2,470"/>	71	69
03	<u>paying in-state tuition rates</u>	<input type="text" value="730"/>	21	23
04	<u>paying out-of-state tuition rates</u>	<input type="text" value="280"/>	8	8
05	Unknown (calculated value) This value is calculated using the following formula: [Line 01-(Line 02 +Line 03 +Line 04)]	0	0	0

Section 1: Part C, Page 2 - full-time, first-time degree/certificate-seeking undergraduate students

Part C, Page 2 - Enter Information about full-time, first-time degree/certificate-seeking undergraduate students.

For this part, report:


For These Students	The Following Type(s) of Aid	Awarded in This Period
<ul style="list-style-type: none"> <li>Full-time, first-time degree/certificate-seeking undergraduate students enrolled in Fall 2022 for the 2022-23 academic year as defined by the institution</li> </ul>	<ul style="list-style-type: none"> <li>Grant or scholarship aid from:                             <ul style="list-style-type: none"> <li>federal government</li> <li>state/local government</li> <li>the institution</li> </ul> </li> <li>Loans to students from:                             <ul style="list-style-type: none"> <li>the federal government</li> <li>other sources, including private or other loans</li> </ul> </li> <li>Do <b>not</b> include:                             <ul style="list-style-type: none"> <li>grant or scholarship aid from private or other sources</li> <li>PLUS loans or loans made to anyone other than the student</li> </ul> </li> </ul>	<ul style="list-style-type: none"> <li>Any time during academic year 2022-23</li> </ul>

Information from Part A		Fall 2022
Full-time, first-time degree/certificate-seeking undergraduate students (This number is carried forward from Part A, Line 05)		3,480
(This number is carried forward from Part A, Line 06)	<ul style="list-style-type: none"> <li>Full-time, first-time degree/certificate-seeking undergraduate students awarded:                             <ul style="list-style-type: none"> <li>Federal Work Study</li> <li>Loans to students</li> <li>Grant or scholarship aid from the federal government, state/local government, or the institution</li> <li>Other sources known to the institution</li> </ul> </li> </ul>	1,482
(This number is carried forward from Part A, Line 07)	<ul style="list-style-type: none"> <li>Full-time, first-time degree/certificate-seeking undergraduate students awarded:                             <ul style="list-style-type: none"> <li>Loans to students</li> <li>Grant or scholarship aid from the federal government, state/local government, or the institution</li> </ul> </li> </ul>	1,288
(This number is carried forward from Part A, Line 08)	<ul style="list-style-type: none"> <li>Full-time, first-time degree/certificate-seeking undergraduate students who paying the lower of in-state or in-district tuition rate for public institutions were awarded:                             <ul style="list-style-type: none"> <li>Grant or scholarship aid from the federal government, state/local government, or the institution</li> </ul> </li> </ul>	1,196

In the fields below, report the number of full-time, first-time degree/certificate-seeking undergraduate students and the total amount of aid awarded for each type of aid. Enter unduplicated student counts within a each aid category (e.g., Federal Pell Grants). However, a student can appear in more than one aid category.

Aid Type		Full-time, first-time degree/certificate-seeking undergraduate students (Part A, Line 05)				
		CURRENT YEAR DATA				YOUR PRIOR YEAR DATA
		Fall 2022				Fall 2021
		Number of FTFT students awarded aid	Percentage of FTFT students awarded aid	Total amount of aid awarded to FTFT students	Average amount of aid awarded to FTFT students	Average amount of aid awarded to FTFT students
01	Grants or scholarships from the federal government, state/local government, or the institution	<input type="text" value="1,288"/>	37	7,654,016	5,943	5,569
02	<u>Federal grants</u> and scholarship aid	<input type="text" value="1,160"/>	33	6,776,569	5,842	5,204
03	Federal <u>Pell Grants</u>	<input type="text" value="1,160"/>	33	<input type="text" value="6,414,231"/>	5,530	5,267
04	<u>Other federal grants</u> and scholarship aid	<input type="text" value="278"/>	8	<input type="text" value="362,338"/>	<input checked="" type="checkbox"/> 1,303	2,158
05	<u>State/local government grant</u> or <u>scholarship aid</u> (includes <u>fellowships</u> /tuition waivers/exemptions)	<input type="text" value="313"/>	9	<input type="text" value="679,056"/>	2,170	1,920
06	<u>Institutional grant</u> or <u>scholarship aid</u> (includes <u>fellowships</u> /tuition waivers/exemptions)	<input type="text" value="93"/>	3	<input type="text" value="198,391"/>	2,133	1,575
07	<u>Loans to students</u>	<input type="text" value="427"/>	12	1,423,101	3,333	3,068
08	Federal loans to students	<input type="text" value="420"/>	12	<input type="text" value="1,388,127"/>	3,305	3,068

09	Other loans to students (including private loans)	7	0	34,974	4,996
----	--	---	---	--------	-------

 You may use the box below to provide additional context for the data you have reported above. Context notes will be posted on the College Navigator website. Therefore, you should write all context notes using proper grammar (e.g., complete sentences with punctuation) and common language that can be easily understood by students and parents (e.g., spell out acronyms).

Non-applicable ▼

Section 1: Comparison Chart

Comparison Chart

Reporting Reminders:

- Based on the information reported on the previous screens for all undergraduate students and full-time, first-time degree/certificate-seeking undergraduate students, this comparison chart seeks to help institutions check their reported data. Assuming the information reported is correct, the calculated fields for 'All Other Undergraduate students' should be the balance. Similarly, comparison chart values for all degree/certificate and all non-degree/ certificate undergraduates should match the total reported in columns 1-4 in Section 1, Part B. If the balance does not check with your institution's calculations, please correct your reported numbers before moving forward with the completion of the SFA survey component.
- Data for all degree/certificate seeking undergraduate students and full-time, first-time undergraduate students are published on College Navigator.

Note:

- Data for the 'all other degree/certificate undergraduate' students and all non-degree/certificate undergraduate students will appear in the IPEDS Data Center for data users, but not in College Navigator.

		Fall 2022	Academic Year 2022-23	Academic Year 2022-23
		Number of students	Federal Pell grants	Federal Student Loans
01	All degree/certificate seeking undergraduate students	25,092		
02	Number of students awarded aid		5,692	2,594
03	Percentage awarded aid		23	10
04	Total amount of aid awarded		24,932,756	9,491,487
05	Average amount of aid awarded		4,380	3,659
06	Full-time, first-time degree/certificate seeking undergraduate students	3,480		
07	Number of students awarded aid		1,160	420
08	Percentage awarded aid		33	12
09	Total amount of aid awarded		6,414,231	1,388,127
10	Average amount of aid awarded		5,530	3,305
11	All other degree/certificate seeking undergraduate students	21,612		
12	Number of students awarded aid		4,532	2,174
13	Percentage awarded aid		21	10
14	Total amount of aid awarded		18,518,525	8,103,360
15	Average amount of aid awarded		4,086	3,727
16	All non-degree/non-certificate-seeking undergraduate students	9,993		
17	Number of students awarded aid		0	0
18	Percentage awarded aid		0	0
19	Total amount of aid awarded		0	0
20	Average amount of aid awarded			

Section 1: Cost of Attendance

Cost of attendance for full-time, first-time undergraduate students

Reporting Reminders:

- These numbers are carried forward from Institutional Characteristics (IC) Survey and should only be changed if an error was made in the reporting.
- Please review the amounts below for accuracy and consistency with your institution's records. These data will be made available to the public on College Navigator. If your institution participates in any Title IV programs (Federal Pell Grant, Federal Direct Loan, etc.), all information must be reported.
- Estimates of expenses for books and supplies, food and housing, and other expenses are those from the **Cost of Attendance report** used by the financial aid office in determining financial need. Please talk to your IC Survey data reporter before changing these numbers to ensure the data is correct.

Charges for full academic year	2020-21	2021-22	2022-23
<b>Published <u>tuition</u> and <u>required fees</u>:</b>			
<u>In-district</u>			
Tuition	1,560	1,650	1,800
Required fees	64	64	64
Tuition + fees total	1,624	1,714	1,864
<u>In-state</u>			
Tuition	2,940	3,030	3,450
Required fees	64	64	64
Tuition + fees total	3,004	3,094	3,514
<u>Out-of-state</u>			
Tuition	4,950	5,040	5,550
Required fees	64	64	64
Tuition + fees total	5,014	5,104	5,614
<b>📘 <u>Books and supplies</u></b>			
	1,800	1,860	2,190
<b><u>On-campus:</u></b>			
<u>Food and housing</u>	9,528	9,084	9,084
<u>Other expenses</u>	6,074	6,040	6,310
Food and housing and other expenses	15,602	15,124	15,394
<b><u>Off-campus (not with family):</u></b>			
<u>Food and housing</u>	11,945	12,296	13,434
<u>Other expenses</u>	6,074	6,040	6,310
Food and housing and other expenses	18,019	18,336	19,744
<b>📘 <u>Off-campus (with family):</u></b>			
<u>Other expenses</u>	6,074	6,040	6,310



Section 1: Part D

**Part D - Enter information about full-time, first-time degree/certificate-seeking undergraduate students paying the lower of in-state or in-district tuition rate who were awarded grant or scholarship aid from the following sources: the federal government, state/local government, or the institution**

Reporting Reminders:

- The information you report in this part will be used in Part F to calculate average institutional net price.
- Do not include students who received HEERF grants only.
- For this part, report:

For These Students	The Following Type(s) of Aid	Awarded in This Period
<ul style="list-style-type: none"> <li>• Full-time, first-time degree/certificate-seeking undergraduate students enrolled in Fall 2022 for the 2022-23 academic year as defined by the institution paying the lower of in-state or in-district tuition rate for public institutions who were awarded grant or scholarship aid from the following sources: the federal government, state/local government, or the institution</li> <li>• Do <b>not</b> include students awarded only grant or scholarship aid from private or other sources, or students awarded only non-grant aid</li> </ul>	<ul style="list-style-type: none"> <li>• Grant or scholarship aid from:                             <ul style="list-style-type: none"> <li>◦ federal government</li> <li>◦ state/local government</li> <li>◦ the institution</li> </ul> </li> <li>• Do <b>not</b> include:                             <ul style="list-style-type: none"> <li>◦ grant or scholarship aid from private or other sources</li> <li>◦ federal student loans</li> <li>◦ parent PLUS loans</li> <li>◦ private loans</li> <li>◦ HEERF grants</li> <li>◦ Federal Work Study amounts</li> </ul> </li> </ul>	<ul style="list-style-type: none"> <li>• Any time during academic year 2022-23</li> </ul>

In the fields below, report the number of full-time, first-time degree/certificate-seeking undergraduate students paying the lower of in-state or in-district tuition rate awarded grant or scholarship aid from the following sources: the federal government, state/local government, or the institution with each type of living arrangement and the total amount of grant or scholarship aid from the federal government, state/local government, or the institution awarded to these students. Do not include HEERF grants.

Information from Part A:		YOUR PRIOR YEAR DATA 2020-21	YOUR PRIOR YEAR DATA 2021-22	YOUR CURRENT YEAR DATA 2022-23
01	Full-time, first-time degree/certificate-seeking undergraduate students paying the lower of in-state or in-district tuition rate for public institutions who were awarded grant or scholarship aid from the following sources: the federal government, state/local government, or the institution (This number is carried forward from Part A, Line 08)	1,051	<input checked="" type="checkbox"/> 1,683	1,196
Report the number of these students from Part A, Line 08 with the following living arrangements:		YOUR PRIOR YEAR DATA 2020-21	YOUR PRIOR YEAR DATA 2021-22	YOUR CURRENT YEAR DATA 2022-23
02	<u>On-campus</u>	0	<input checked="" type="checkbox"/> 103	97
03	<u>Off-campus (with family)</u>	745	<input checked="" type="checkbox"/> 1,175	846
04	<u>Off-campus (not with family)</u>	274	342	253
05	Unknown (calculated) This value is calculated using the following formula: Line 01 - (Line 02 +Line 03 +Line 04)	32	63	0
06	<b>Report the total amount of grant or scholarship aid from the federal government, state/local government, or the institution awarded to these students. Do not include HEERF grants.</b>	5,477,337	9,267,680	7,022,697
07	Average grant or scholarship aid from the federal government, state/local government, or the institution awarded to full-time, first-time degree/certificate undergraduate students (calculated value). This value is calculated using the following formula: Line 06/Line 01	5,212	5,507	5,872

You may use the box below to provide additional context for the data you have reported above. Context notes will be posted on the College Navigator website. Therefore, you should write all context notes using proper grammar (e.g., complete sentences with punctuation) and common language that can be easily understood by students and parents (e.g., spell out acronyms).

Non-applicable

Section 1: Part E

**Part E – Enter Information about full-time, first-time degree/certificate-seeking undergraduate students paying the lower of in-state or in-district tuition rate awarded any Title IV federal student aid, including federal grants or federal student loans.**

Reporting Reminders:

- The information you report in this part will be used in Part G to calculate average institutional net price by income level.
- Do not include students who received HEERF grants only.
- For this part, report:

For These Students	The Following Type(s) of Aid	Awarded in This Period
<ul style="list-style-type: none"> <li>• Full-time, first-time degree/certificate-seeking undergraduate students enrolled Fall 2022 for the 2022-23 academic year as defined by the institution paying the lower of in-state or in-district tuition rate for public institutions who were awarded any Title IV federal student aid</li> </ul>	<ul style="list-style-type: none"> <li>• Grant or scholarship aid from:                             <ul style="list-style-type: none"> <li>◦ federal government</li> <li>◦ state/local government</li> <li>◦ the institution</li> </ul> </li> <li>• Do <b>not</b> include:                             <ul style="list-style-type: none"> <li>◦ grant or scholarship aid from private or other sources</li> <li>◦ federal student loans</li> <li>◦ parent PLUS loans</li> <li>◦ private loans</li> <li>◦ HEERF grants</li> <li>◦ Federal Work Study amounts</li> </ul> </li> </ul>	<ul style="list-style-type: none"> <li>• Any time during academic year 2022-23</li> </ul>

- In the fields below, report the number of full-time, first-time degree/certificate-seeking undergraduate students awarded any Title IV students with each type of living arrangement and the total amount of grant or scholarship aid from the federal government, state/local government, or the institution awarded to these students by income level.

Information from Part A:		2020-21	2021-22	2022-23
01	Full-time, first-time degree/certificate-seeking undergraduate students paying the lower of in-state or in-district tuition rate for public institutions who were awarded any Title IV federal student aid (This number is carried forward from Part A, Line 09) Report the number of these students with the following living arrangements:	1,089	1,091	1,243
Report the number of these students from Part A, Line 09 with the following living arrangements:		YOUR PRIOR YEAR DATA	YOUR PRIOR YEAR DATA	YOUR CURRENT YEAR DATA
		2020-21	2021-22	2022-23
02	<u>On-campus</u>	0	<input checked="" type="checkbox"/> 82	95
03	<u>Off-campus (with family)</u>	797	752	838
04	<u>Off-campus (not with family)</u>	292	257	310
05	Unknown (calculated) This value is calculated using the formula: [Line 01 - (Line 02 +Line 03 + Line 04)]	0	0	0


Full-Time, First-Time Degree/Certificate Undergraduates Awarded Title IV Aid

2020-21				
Income level	Number of students awarded any Title IV aid	Of those in Column 1, the <b>number</b> awarded any grant or scholarship aid from the following sources: the federal government, state/local government, or the institution	For those in Column 1, the <b>total amount</b> of grant or scholarship aid awarded from the following sources: the federal government, state/local government, or the institution	<b>i</b> Average amount of federal, state/local, and institutional grant or scholarship aid awarded to students in Column 1
	Col. 1	Col. 2	Col. 3	Col. 4
01 \$0-30,000	494	489	3,217,000	6,512
02 \$30,001-48,000	245	236	1,378,698	5,627
03 \$48,001-75,000	187	151	575,294	3,076
04 \$75,001-110,000	90	15	59,420	660
05 \$110,001 and more	73	10	4,299	59
06 Total all income levels	1,089	901	5,234,711	4,807

2021-22				
Income level	Number of students awarded any Title IV aid	Of those in Column 1, the <b>number</b> awarded any grant or scholarship aid from the following sources: the federal government, state/local government, or the institution	For those in Column 1, the <b>total amount</b> of grant or scholarship aid awarded from the following sources: the federal government, state/local government, or the institution	<b>i</b> Average amount of federal, state/local, and institutional grant or scholarship aid awarded to students in Column 1

Income level		Col. 1	Col. 2	Col. 3	Col. 4
01	\$0-30,000	466	464	3,119,756	6,695
02	\$30,001-48,000	264	262	1,561,408	5,914
03	\$48,001-75,000	209	182	774,599	3,706
04	\$75,001-110,000	84	23	74,617	888
05	\$110,001 and more	68	1	2,500	37
06	Total all income levels	1,091	932	5,532,880	5,071

2022-23					
Income level		Number of students awarded any Title IV aid	Of those in Column 1, the <b>number</b> awarded any grant or scholarship aid from the following sources: the federal government, state/local government, or the institution	For those in Column 1, the <b>total amount</b> of grant or scholarship aid awarded from the following sources: the federal government, state/local government, or the institution	<b>i</b> Average amount of federal, state/local, and institutional grant or scholarship aid awarded to students in Column 1
Income level		Col. 1	Col. 2	Col. 3	Col. 4
01	\$0-30,000	540	536	3,860,365	7,149
02	\$30,001-48,000	292	281	1,774,102	6,076
03	\$48,001-75,000	242	215	958,371	3,960
04	\$75,001-110,000	88	35	126,881	1,442
05	\$110,001 and more	81	4	21,627	267
06	Total all income levels	1,243	1,071	6,741,346	5,423

 You may use the box below to provide additional context for the data you have reported above. Context notes will be posted on the College Navigator website. Therefore, you should write all context notes using proper grammar (e.g., complete sentences with punctuation) and common language that can be easily understood by students and parents (e.g., spell out acronyms).

Non-applicable

Section 1: Part F

**Part F – Net Price Calculation for Full-time, first-time degree/certificate-seeking undergraduate students awarded grant or scholarship aid from the federal government, state/local government, or the institution**

Note:

- The following net price calculation is based on information that your institution reported in the Institutional Characteristics and Student Financial Aid components. For more information about the data your institution reported in the Institutional Characteristics component, please contact your institution's IPEDS Keyholder.

Cost of attendance components		YOUR PRIOR YEAR DATA	YOUR PRIOR YEAR DATA	YOUR CURRENT YEAR DATA
		2020-21	2021-22	2022-23
01	Published <u>tuition</u> and <u>required fees</u> (lower of in-state or in-district tuition rate for public institutions)	1,624	1,714	1,864
02	<u>Books and supplies</u>	1,800	1,860	2,190
03	<u>Food and housing</u> and <u>other expenses</u> by living arrangement			
	03a <u>On-campus</u>	15,602	15,124	15,394
	03b <u>Off-campus (with family)</u>	6,074	6,040	6,310
	03c <u>Off-campus (not with family)</u>	18,019	18,336	19,744
04	Number of these students by living arrangement	YOUR PRIOR YEAR DATA	YOUR PRIOR YEAR DATA	YOUR CURRENT YEAR DATA
		2020-21	2021-22	2022-23
	04a <u>On-campus</u>	0	103	97
	04b <u>Off-campus (with family)</u>	745	1,175	846
	04c <u>Off-campus (not with family)</u>	274	342	253
	04d Unknown	32	63	0
05	Weighted average for food and housing and other expenses by number of students for each living arrangement (excluding unknown values) See instructions for the formula for this calculation	9,286	9,213	9,889
06	Total cost of attendance This value is calculated using the following formula: [F01+F02+F05]	12,710	12,787	13,943
07	Average amount of grant or scholarship aid awarded to these students from the following sources: the federal government, state/local government, and the institution	5,212	5,507	5,872
08	Average institutional <u>net price</u> for these students This value is calculated using the following formula: [F06-F07]	7,498	7,280	8,071

As required by the *Higher Education Act of 1965, as amended*, these amounts will be posted on the U.S. Department of Education's College Navigator website and used in the U.S. Department of Education's College Affordability and Transparency Lists.

You may use the box below to provide additional context for the data you have reported above. Context notes will be posted on the College Navigator website. Therefore, you should write all context notes using proper grammar (e.g., complete sentences with punctuation) and common language that can be easily understood by students and parents (e.g., spell out acronyms).

Non-applicable ▼

Section 1: Part G

**Part G – Net Price Calculation for Full-time, first-time degree/certificate-seeking undergraduate students awarded any Title IV federal student aid.**

Note:

- The following net price calculation is based on information that your institution reported in the Institutional Characteristics and Student Financial Aid components. For more information about the data your institution reported in the Institutional Characteristics survey component, please contact your institution's IPEDS Keyholder.

Cost of attendance of components		YOUR PRIOR YEAR DATA	YOUR PRIOR YEAR DATA	YOUR CURRENT YEAR DATA
		2020-21	2021-22	2022-23
01	Published <u>tuition</u> and <u>required fees</u> (lower of in-state or in-district tuition rate for public institutions)	1,624	1,714	1,864
02	<u>Books and supplies</u>	1,800	1,860	2,190
03	<u>Food</u> and <u>housing</u> and <u>other expenses</u> by living arrangement			
	03a <u>On-campus</u>	15,602	15,124	15,394
	03b <u>Off-campus (with family)</u>	6,074	6,040	6,310
	03c <u>Off-campus (not with family)</u>	18,019	18,336	19,744
04	Number of these students by living arrangement			
	04a <u>On-campus</u>	0	82	95
	04b <u>Off-campus (with family)</u>	797	752	838
	04c <u>Off-campus (not with family)</u>	292	257	310
	04d Unknown	0	0	0
05	Weighted average for food and housing and other expenses by number of students for each living arrangement (excluding unknown values) See instructions for the formula for this calculation	9,277	9,619	10,355
06	Total cost of attendance by income level This value is calculated using the following formula: [G01+G02+G05]	12,701	13,193	14,409
07	Average amount of grant or scholarship aid awarded to these students from the following sources: the federal government, state/local government, and the institution			
	07a \$0-30,000	6,512	6,695	7,149
	07b \$30,001-48,000	5,627	5,914	6,076
	07c \$48,001-75,000	3,076	3,706	3,960
	07d \$75,001-110,000	660	888	1,442
	07e \$110,001 and more	59	37	267
	07f Total all income levels	4,807	5,071	5,423
08	Average institutional <u>net price</u> for full-time, first-time degree/certificate-seeking undergraduate students (paying the lower of in-state or in-district tuition rate for public institutions) who were awarded any Title IV federal student aid by income level. This value is calculated using the following formula: [G06-G07]			
	08a \$0-30,000	6,189	6,498	7,260
	08b \$30,001-48,000	7,074	7,279	8,333
	08c \$48,001-75,000	9,625	9,487	10,449
	08d \$75,001-110,000	12,041	12,305	12,967
	08e \$110,001 and more	12,642	13,156	14,142
	08f Total all income levels	7,894	8,122	8,986

As required by the *Higher Education Act of 1965, as amended*, these amounts will be posted on the U.S. Department of Education's College Navigator website.

You may use the box below to provide additional context for the data you have reported above. Context notes will be posted on the College Navigator website. Therefore, you should write all context notes using proper grammar (e.g., complete sentences with punctuation) and common language that can be easily understood by students and parents (e.g., spell out acronyms).

Non-applicable



Institution: Collin County Community College District (247834)

User ID: p247834c

Section 2: Military Servicemembers and Veteran's Benefits - Undergraduate Students

Section 2: Military Servicemembers and Veteran's Benefits - Undergraduate Students

Important Note:

- Report for **Post-9/11 GI Bill Benefits**: July 1, 2022 - June 30, 2023.
- Report for **Department of Defense Tuition Assistance Program**: October 1, 2022 - September 30, 2023

Reporting Reminders:

- Report program student counts and disbursed amounts known to the institution for the Veteran's Affairs and Department of Defense programs listed.
- Report unduplicated student counts within a category (e.g., Post 9/11 GI Bill Benefits), however, a student can appear in both categories (i.e., a student can be counted as a Post 9/11 GI Bill Benefits recipient and a Department of Defense Tuition Assistance recipient).
- Student recipients can also include eligible dependents.
- Consult with your campus certifying official, who may not be in the student financial aid office.
- For Post-9/11 GI Bill Benefits, do not include the matching institutional aid provided through the Yellow Ribbon Program if your school participated.
- Do not leave a cell blank. Enter zero (0) if your institution did not have beneficiaries for the financial assistance program or program level.

Type of benefit/assistance	YOUR CURRENT YEAR DATA			YOUR PRIOR YEAR DATA
	2022-23			2021-22
	Number of students receiving benefits/assistance	Total dollar amount of benefits/assistance disbursed through the institution	Average dollar amount of benefits/assistance disbursed through the institution	Average dollar amount of benefits/assistance disbursed through the institution
	(1)	(2)	(3)	
Undergraduate students				
<u>Post-9/11 GI Bill Benefits</u>	654	955,471	1,461	1,358
<u>Department of Defense Tuition Assistance Program</u>	20	10,260	513	489
<b>Total</b>	<b>674</b>	<b>965,731</b>	<b>1,433</b>	<b>1,334</b>

Prepared by

Prepared by

Reporting Reminders:

- The name of the preparer is being collected so that we can follow up with the appropriate person in the event that there are questions concerning the data.
- The Keyholder will be copied on all email correspondence to other preparers.
- The time it took to prepare this component is being collected so that we can continue to improve our estimate of the reporting burden associated with IPEDS.
- Please include in your estimate the time it took for you to review instructions, query and search data sources, complete and review the component, and submit the data through the Data Collection System.
- Thank you for your assistance.

This survey component was prepared by:

<input type="radio"/>	Keyholder	<input checked="" type="radio"/>	SFA Contact	<input type="radio"/>	HR Contact
<input type="radio"/>	Finance Contact	<input type="radio"/>	Academic Library Contact	<input type="radio"/>	Other

Name:

Email:

How many staff from your institution only were involved in the data collection and reporting process of this survey component?

Number of Staff (including yourself)

How many hours did you and others from your institution only spend on each of the steps below when responding to this survey component?  
*Exclude the hours spent collecting data for state and other reporting purposes.*

Staff member	Collecting Data Needed	Revising Data to Match IPEDS Requirements	Entering Data	Revising and Locking Data
Your office	<input type="text" value="12.00"/> hours	<input type="text" value="1.00"/> hours	<input type="text" value="7.00"/> hours	<input type="text" value="1.00"/> hours
Other offices	<input type="text"/> hours	<input type="text"/> hours	<input type="text"/> hours	<input type="text" value="9.00"/> hours



Summary

Student Financial Aid Component Summary

The purpose of this summary is to provide you an opportunity to view some of the data that, when accepted through the IPEDS quality control process, will appear on the [College Navigator](#) website and/or your institution's Data Feedback Report (DFR). In addition, all data reported in IPEDS survey components become publicly available through the [IPEDS Use the Data](#) and appear as aggregated statistics in various Department of Education reports. [College Navigator](#) is updated approximately three months after the data collection period closes and DFRs will be available through the [IPEDS Use the Data](#) and sent to your institution's CEO at the end of 2024.

Please review your data for accuracy. If you have questions about the data displayed below or after reviewing the data reported on the survey screens, please contact the IPEDS Help Desk at: 1-877-225-2568 or [ipedshelp@rti.org](mailto:ipedshelp@rti.org).

GENERAL INFORMATION	
Reporter Type	Academic
Calendar System	Semester
Award Levels Offered	Postsecondary awards, certificates, or diplomas of less than 300 clock hours... Postsecondary awards, certificates, or diplomas of 300-899 clock hours... Postsecondary awards, certificates, or diplomas of at least 900 clock hours but less than 1,800 clock hours... Associate's degree Bachelor's degree Full-time Undergraduate
Levels of Enrollment Offered	Full-time First-time, degree/certificate-seeking Undergraduate Part-time Undergraduate Part-time First-time, degree/certificate-seeking Undergraduate
System	No system

Financial Aid Information Summary				
		Fall 2022	Academic Year 2022-23	Academic Year 2022-23
		Number of students	Federal Pell grants	Federal Student Loans
01	All degree/certificate seeking undergraduate students	25,092		
02	Number of students awarded aid		5,692	2,594
03	Percentage awarded aid		23	10
04	Total amount of aid awarded		24,932,756	9,491,487
05	Average amount of aid awarded		4,380	3,659
06	Full-time, first-time degree/certificate seeking undergraduate students	3,480		
07	Number of students awarded aid		1,160	420
08	Percentage awarded aid		33	12
09	Total amount of aid awarded		6,414,231	1,388,127
10	Average amount of aid awarded		5,530	3,305
11	All other degree/certificate seeking undergraduate students	21,612		
12	Number of students awarded aid		4,532	2,174
13	Percentage awarded aid		21	10
14	Total amount of aid awarded		18,518,525	8,103,360
15	Average amount of aid awarded		4,086	3,727
16	All non-degree/non-certificate-seeking undergraduate students	9,993		
17	Number of students awarded aid		0	0
18	Percentage awarded aid		0	0
19	Total amount of aid awarded		0	0
20	Average amount of aid awarded			

Pricing Information			
Cost of attendance for full-time, first-time undergraduate students			
Charges for full academic year	2020-21	2021-22	2022-23
Published <a href="#">In-state</a> Tuition + fees total	3,004	3,094	3,514

Published <u>Out-of-state</u> Tuition + fees total	5,014	5,104	5,614
<u>Books and supplies</u>	1,800	1,860	2,190
<u>On-campus: Food and housing</u>	9,528	9,084	9,084
<u>On-campus: Other expenses</u>	6,074	6,040	6,310
<u>Off-campus (not with family): Food and housing</u>	11,945	12,296	13,434
<u>Off-campus (not with family): Other expenses</u>	6,074	6,040	6,310
<u>Off-campus (with family): Other expenses</u>	6,074	6,040	6,310

Average Net Price			
	2020-21	2021-22	2022-23
Average institutional net price for Full-time, first-time degree/certificate-seeking undergraduate students paying the lower of in-state or in-district tuition rate for public institutions who were awarded grant or scholarship aid from the federal government, state/local government, or the institution	7,498	7,280	8,071
Average institutional net price for full-time, first-time degree/certificate-seeking undergraduate students paying the lower of in-state or in-district tuition rate for public institutions who were awarded any Title IV federal student aid by income level.			
\$0-30,000	6,189	6,498	7,260
\$30,001-48,000	7,074	7,279	8,333
\$48,001-75,000	9,625	9,487	10,449
\$75,001-110,000	12,041	12,305	12,967
\$110,001 and more	12,642	13,156	14,142
Total all income levels	7,894	8,122	8,986

Military Service Members and Veteran's Benefits		
Type of benefit/assistance	Number of students receiving benefits/assistance	Total dollar amount of benefits/assistance disbursed through the institution
<u>Post-9/11 GI Bill Benefits</u>		
Undergraduate students	654	955,471
Graduate students		
Total	654	955,471
<u>Department of Defense Tuition Assistance Program</u>		
Undergraduate students	20	10,260
Graduate students		
Total	20	10,260

Edit Report

Student Financial Aid

Source	Description	Severity	Resolved	Options
<b>Screen: Page 2 - Full-time, first-time degree/certificate-seeking undergraduate students</b>				
Screen Entry	The average amount of this type of aid awarded to FTFT Undergraduate students is outside the expected range of between 1,476 and 2,840 when compared with the prior year value. Please check the number of students and the total amount of aid awarded to these students, and correct or explain the discrepant values. (Error #7147)	Explanation	Yes	
Reason	This decrease in other federal grants and scholarships was due to a decrease in Collin's SEOG funding level.			
<b>Screen: Full-time, first-time degree/certificate-seeking undergraduate students</b>				
Screen Entry	The number entered is outside the expected range of between 736 and 1,366 when compared with the prior year value. Please correct your data or explain. (Error #7169)	Explanation	Yes	
Reason	This appears to stem from an increase in the number of first-time freshmen who elected to enroll at Collin during the COVID pandemic for the 2021-2022 academic year. In the 2022-2023 academic year, Collin experienced a sharp decrease in the number of first-time students who enrolled as it appears they opted to attend universities as COVID subsided.			
Screen Entry	The number entered is outside the expected range of between 522 and 968 when compared with the prior year value. Please correct your data or explain. (Error #7169) <b>This edit and explanation were retained from the prior year (for reference) and do not need to be re-explained in the current year edit report.</b>	Explanation	Yes	
Reason	Due to the COVID pandemic, many high school seniors opted to stay at home rather than enroll at universities outside the College District. Thus, Collin experienced an increase in local first-time students enrolled.			
Screen Entry	You reported zero for this value last year. Please confirm that the data reported for this year are correct. (Error #7177) <b>This edit was retained from the prior year (for reference).</b>	Confirmation	Yes	
Screen Entry	You reported zero for this value last year. Please confirm that the data reported for this year are correct. (Error #7177) <b>This edit was retained from the prior year (for reference).</b>	Confirmation	Yes	