

IPEDS 2023-24

Data Collection System

IPEDS HELP DESK (877) 225-2568 | ipedshelp@rti.org
OMB NO. 1850-0582 v.31 : Approval Expires 8/31/2025
User ID: P2478341

12-month Enrollment 2023-24

Institution: Collin County Community College District (247834)

User ID: P2478341

Overview

12-month Enrollment Overview

The 12-month Enrollment survey component collects unduplicated student enrollment counts and instructional activity data for an entire 12-month period. Using the instructional activity data reported, a full-time equivalent (FTE) student enrollment at the undergraduate and graduate level is estimated (4-year institutions only). Institutions with Doctor's - professional practice students will also report the FTE enrollment of those students (4-year institutions only). NCES uses the FTE enrollment to produce indicators such as expenses by function per FTE as reported in the IPEDS Data Feedback Report.

Data Reporting Reminder:

- All institutions must use the July 1 - June 30 reporting period.
- Report data to accurately reflect the time period corresponding with the IPEDS survey component, even if such reporting is seemingly inconsistent with prior-year reporting.

Changes in reporting

The following changes were implemented for the 2023-24 data collection period:

- Rephrased "remedial education" terminology in survey materials to "developmental education," including Glossary terms
- Rephrased "dual enrolled students" terminology in survey materials to "high school students enrolled in college courses for credit"
- Added new Part C to collect counts of high school students enrolled in college courses for credit
- Revised survey materials related to Gender Unknown or Another Gender enrollment reporting in Part A, including non-reporting for small cell size
- Added FAQ regarding including incarcerated students in for-credit enrollment reporting
- Revised FAQ regarding enrollment reporting for degree-seeking students who were previously enrolled as non-degree-seeking
- Revised FAQ with an additional note about verification of F-1 visa status for undocumented and DACA students
- Added a note to Instructions regarding distance education enrollment reporting to ensure consistency with Fall Enrollment (EF) reporting
- Revised text and organization of Instructions regarding instructional activity and full-time equivalent enrollment (Note: no changes were made to methodology or reporting guidelines)
- Revised FAQ for clarity regarding reporting the estimate of full-time equivalent (FTE) students
- Added FAQ regarding experimental site participants

Resources:

- To download the survey materials for this component: [Survey Materials](#)
- To access your prior year data submission for this component: [Reported Data](#)

If you have questions about completing this survey, please contact the IPEDS Help Desk at 1-877-225-2568.

Institution: Collin County Community College District (247834)


User ID: P2478341

Undergraduate Instructional Activity Type

Which instructional activity units will you use to report undergraduate instructional activity?

- Undergraduate instructional activity data in Part B may be reported in units of clock hours or credit hours.
- Please note that any graduate level instructional activity must be reported in credit hours. (4-year institutions only)

- Clock hours
- Credit hours
- Both clock and credit hours (some undergraduate programs measured in clock hours and some measured in credit hours)

 You may use the box below to provide additional context for the data you have reported above. Context notes will be posted on the College Navigator website. Therefore, you should write all context notes using proper grammar (e.g., complete sentences with punctuation) and common language that can be easily understood by students and parents (e.g., spell out acronyms).

Institution: Collin County Community College District (247834)

User ID: P2478341

Part A - Unduplicated Count for Full-time Undergraduate Students

12-month Unduplicated Count by Race/Ethnicity and Gender - Full-time Undergraduate Students

July 1, 2022 – June 30, 2023

Reporting Reminders:

- The 12-month unduplicated count must be equal or greater than the corresponding prior year fall enrollment.
- Report Hispanic/Latino individuals of any race as Hispanic/Latino
- Report race for non-Hispanic/Latino individuals only
- Even though Teacher Preparation certificate programs may require a bachelor's degree for admission, they are considered subbaccalaureate undergraduate programs, and students in these programs are undergraduate students.

Men

Students enrolled for <u>credit</u>	Degree/certificate-seeking			Total degree/certificate-seeking	Non-degree/ non-certificate-seeking	Total, Full-time undergraduate students
	First-time	Non-first-time				
		Transfer-in	Continuing/Returning			
U.S. Nonresident	52	45	123	220	2	222
Hispanic/Latino	441	126	810	1,377	47	1,424
American Indian or Alaska Native	7	5	11	23	1	24
Asian	242	65	563	870	54	924
Black or African American	214	98	508	820	21	841
Native Hawaiian or Other Pacific Islander	2	1	6	9	0	9
White	830	304	1,772	2,906	135	3,041
Two or more races	82	31	204	317	7	324
Race and ethnicity unknown	36	17	78	131	15	146
Total men	1,906	692	4,075	6,673	282	6,955
Total men prior year	1,948	602	3,584	6,134	301	6,435

Women

Students enrolled for <u>credit</u>	Degree/certificate-seeking			Total degree/certificate-seeking	Non-degree/ non-certificate-seeking	Total, Full-time undergraduate students
	First-time	Non-first-time				
		Transfer-in	Continuing/Returning			
U.S. Nonresident	69	38	135	242	1	243
Hispanic/Latino	422	138	957	1,517	70	1,587
American Indian or Alaska Native	4	1	11	16	1	17
Asian	187	79	440	706	76	782
Black or African American	252	162	563	977	25	1,002
Native Hawaiian or Other Pacific Islander	1	1	3	5	1	6
White	559	207	1,387	2,153	157	2,310
Two or more races	72	32	227	331	19	350
Race and ethnicity unknown	45	16	71	132	16	148
Total women	1,611	674	3,794	6,079	366	6,445
Total women prior year	1,564	683	3,614	5,861	354	6,215

Grand total (2022-23)	3,517	1,366	7,869	12,752	648	13,400
Prior year data:						
Grand total (men+women) prior year	3,512	1,285	7,198	11,995	655	12,650
Total Full-time undergraduate enrollment Fall 2022 <i>NOTE: Grand total (2022-23) calculated above is expected to be greater than total Full-time undergraduate enrollment Fall 2022.</i>	3,484	665	6,612	10,761	600	11,361

Institution: Collin County Community College District (247834)

User ID: P2478341

Part A - Unduplicated Count for Part-time Undergraduate Students

12-month Unduplicated Count by Race/Ethnicity and Gender - Part-time Undergraduate Students

July 1, 2022 – June 30, 2023

Reporting Reminders:

- The 12-month unduplicated count must be equal or greater than the corresponding prior year fall enrollment.
- Report Hispanic/Latino individuals of any race as Hispanic/Latino
- Report race for non-Hispanic/Latino individuals only
- Even though Teacher Preparation certificate programs may require a bachelor's degree for admission, they are considered subbaccalaureate undergraduate programs, and students in these programs are undergraduate students.

Men

Students enrolled for <u>credit</u>	Degree/certificate-seeking			Total degree/certificate-seeking	Non-degree/ non-certificate-seeking	Total, Part-time undergraduate students
	First-time	Non-first-time				
		Transfer-in	Continuing/Returning			
U.S. Nonresident	21	21	101	143	26	169
Hispanic/Latino	378	270	1,586	2,234	702	2,936
American Indian or Alaska Native	11	10	20	41	26	67
Asian	275	374	1,161	1,810	1,066	2,876
Black or African American	197	204	913	1,314	317	1,631
Native Hawaiian or Other Pacific Islander	0	2	7	9	2	11
White	592	701	3,259	4,552	2,422	6,974
Two or more races	64	82	344	490	218	708
Race and ethnicity unknown	55	55	122	232	219	451
Total men	1,593	1,719	7,513	10,825	4,998	15,823
Total men prior year	1,547	1,635	7,098	10,280	4,533	14,813

Women

Students enrolled for <u>credit</u>	Degree/certificate-seeking			Total degree/certificate-seeking	Non-degree/ non-certificate-seeking	Total, Part-time undergraduate students
	First-time	Non-first-time				
		Transfer-in	Continuing/Returning			
U.S. Nonresident	24	20	150	194	31	225
Hispanic/Latino	401	424	2,514	3,339	1,317	4,656
American Indian or Alaska Native	6	5	38	49	29	78
Asian	270	385	1,338	1,993	1,402	3,395
Black or African American	237	415	1,506	2,158	636	2,794
Native Hawaiian or Other Pacific Islander	0	3	14	17	10	27
White	595	840	3,965	5,400	3,312	8,712
Two or more races	63	105	545	713	314	1,027
Race and ethnicity unknown	42	62	153	257	291	548
Total women	1,638	2,259	10,223	14,120	7,342	21,462
Total women prior year	1,744	2,356	10,131	14,231	6,894	21,125

Grand total (2022-23)	3,231	3,978	17,736	24,945	12,340	37,285
Prior year data:						
Grand total (men+women) prior year	3,291	3,991	17,229	24,511	11,427	35,938
Total Part-time undergraduate enrollment Fall 2022 <i>NOTE: Grand total (2022-23) calculated above is expected to be greater than total Part-time undergraduate enrollment Fall 2022.</i>	2,168	1,093	11,089	14,350	9,366	23,716

Institution: Collin County Community College District (247834)

User ID: P2478341

Part A - Unduplicated Count for Undergraduate Students

12-month Unduplicated Count by Race/Ethnicity and Gender - Undergraduate Student Total

July 1, 2022 – June 30, 2023

Men

Students enrolled for credit	Total full-time undergraduate students	Total part-time undergraduate students	Grand total, all undergraduate students
<u>U.S. Nonresident</u>	222	169	391
<u>Hispanic/Latino</u>	1,424	2,936	4,360
<u>American Indian or Alaska Native</u>	24	67	91
<u>Asian</u>	924	2,876	3,800
<u>Black or African American</u>	841	1,631	2,472
<u>Native Hawaiian or Other Pacific Islander</u>	9	11	20
<u>White</u>	3,041	6,974	10,015
Two or more races	324	708	1,032
<u>Race and ethnicity unknown</u>	146	451	597
Total men	6,955	15,823	22,778

Women

Students enrolled for credit	Total full-time undergraduate students	Total part-time undergraduate students	Grand total, all undergraduate students
<u>U.S. Nonresident</u>	243	225	468
<u>Hispanic/Latino</u>	1,587	4,656	6,243
<u>American Indian or Alaska Native</u>	17	78	95
<u>Asian</u>	782	3,395	4,177
<u>Black or African American</u>	1,002	2,794	3,796
<u>Native Hawaiian or Other Pacific Islander</u>	6	27	33
<u>White</u>	2,310	8,712	11,022
Two or more races	350	1,027	1,377
<u>Race and ethnicity unknown</u>	148	548	696
Total women	6,445	21,462	27,907
Grand Total (men+women)	13,400	37,285	50,685

Institution: Collin County Community College District (247834)

User ID: P2478341

Part A - Gender Unknown or Another Gender than Provided Categories

12-month Unduplicated Count by Gender Unknown or Another Gender than Provided Categories

- The 'gender unknown' category is to report students for whom the institution does not know a gender.
- Institutions should not ask students that do not select a binary gender to allocate themselves to a binary gender category; it is up to the institution to allocate unknown students and students that indicate another gender into the binary categories throughout the forms where required. One method commonly used by institutions is to allocate these students to the binary categories required in other parts of the form using the proportion of men to women reported.

Is your institution able to report **another gender** for the 2023-24 data collection?


If you indicate 'No, my institution does not collect data on another gender,' leave the cells in the rows for '**Another gender**' blank (i.e., do not report 0). If you indicate 'No, some cells will have a value of less than 5 students,' your institution collects data on another gender, but some cells have a value of less than 5 students, do not report the data and leave the cells in the rows for 'Another gender' blank. If you indicate 'Yes,' but no students identified as another gender, please enter '0'.

Undergraduate students:

- Yes
- No, some cells will have a value of less than 5 students (do not report)
- No, my institution does not collect data on another gender

Of the total students reported, how many students did you allocate to a binary gender category (Men/Women) because their gender was unknown or another gender than the provided categories?

	Number of students	
	Undergraduate students	
	Current Year	Prior year
Grand total	50,685	48,588
Gender unknown (i.e., gender information is not known or not collected).	<input type="text" value="15"/>	8
Another gender (i.e., gender information is known but does not fall into either of the mutually exclusive binary categories provided [Men/Women]).	<input type="text"/>	
Total of Gender unknown + Another gender	15	8
Total of Students for whom gender is known and falls into one of the mutually exclusive binary categories provided [Men/Women]	50,670	48,580

 You may use the box below to provide additional context for the data you have reported above. Context notes will be posted on the College Navigator website. Therefore, you should write all context notes using proper grammar (e.g., complete sentences with punctuation) and common language that can be easily understood by students and parents (e.g., spell out acronyms).

Institution: Collin County Community College District (247834)


User ID: P2478341

Part A – 12-month Enrollment by Distance Education Status

12-month Unduplicated Count - Distance Education Status

July 1, 2022 – June 30, 2023

	Undergraduate Students	
	Degree/certificate-seeking	Non-degree/non-certificate-seeking
Students <i>enrolled exclusively</i> in distance education courses	11,080	2,371
Students <i>enrolled in at least one but not all</i> distance education courses	14,627	2,607
Students <i>not enrolled in any</i> distance education courses	11,990	8,010
Total (Carried forward from part A)	37,697	12,988

 You may use the box below to provide additional context for the data you have reported above. Context notes will be posted on the College Navigator website. Therefore, you should write all context notes using proper grammar (e.g., complete sentences with punctuation) and common language that can be easily understood by students and parents (e.g., spell out acronyms).

Institution: Collin County Community College District (247834)

User ID: P2478341

Part B - Instructional Activity

12-month Instructional Activity

July 1, 2022 - June 30, 2023

Instructional Activity Reporting Reminder:

- Instructional activity is used to **calculate** an IPEDS FTE based on the institution's reported calendar system.

FTE Reporting Reminder:

- Institutions need not report their own calculations of undergraduate FTE unless IPEDS FTE calculations would be misleading for comparison purposes among all IPEDS reporting institutions.

Instructional Activity

	2022-23 total activity	Prior year data
Undergraduate level:		
Credit hour activity	689,675	655,378


Full-Time Equivalent (FTE) of Students

Calendar system (as reported on the prior year IC Header survey component):	Semester
---	----------

If the IPEDS **calculated** FTE estimates below are not reasonable, **AND** you have reported the correct instructional activity hours above, enter your best FTE estimate in the "Institution reported FTE" column below and save the page. This option should be used **ONLY** if the calculated estimate is not reasonable for your institution and IPEDS comparisons.

Please provide your best estimate of undergraduate FTE for the 12-month reporting period **only if the calculated FTE estimate below is not reasonable for IPEDS comparison purposes**. Please provide an explanation in the context box if the option is used due to Coronavirus Pandemic.

	Calculated FTE 2022-23	Institution reported FTE 2022-23	Prior year FTE 2021-22
Undergraduate student FTE	22,989	22,989	21,846

 Context notes will be posted on the College Navigator website. Therefore, you should write all context notes using proper grammar (e.g., complete sentences with punctuation) and common language that can be easily understood by students and parents (e.g., spell out acronyms).

Institution: Collin County Community College District (247834)

User ID: P2478341

Part C – Unduplicated Count of Dual Enrolled Students

12-month Unduplicated count of dual enrolled students

July 1, 2022 – June 30, 2023

- The number of high school students enrolled in college courses for credit was reported in Part A as part of the non-degree/non-certificate-seeking unduplicated enrollment.
 - The number of high school students enrolled in college courses for credit reported in Part C will have some duplication with the non-degree/non-certificate-seeking enrollment students reported in Part A.
 - The number of high school students enrolled in college courses for credit reported in Part C should be less than the number of non-degree/non-certificate-seeking students reported in Part A unless all these students at your institution are high school students enrolled in college courses for credit.
- Report Hispanic/Latino individuals of any race as Hispanic/Latino
- Report race for non-Hispanic/Latino individuals only

In Part A, your institution reported the following number of students in the non-degree/non-certificate-seeking unduplicated headcount.	12,988
---	--------

	High school students enrolled in college courses for credit		
	Men	Women	Total
<u>U.S. Nonresident</u>	11	14	25
<u>Hispanic/Latino</u>	568	1,105	1,673
<u>American Indian or Alaska Native</u>	23	24	47
<u>Asian</u>	738	1,003	1,741
<u>Black or African American</u>	255	531	786
<u>Native Hawaiian or Other Pacific Islander</u>	0	9	9
<u>White</u>	1,953	2,796	4,749
<u>Two or more races</u>	178	267	445
<u>Race and ethnicity unknown</u>	201	262	463
Total	3,927	6,011	9,938

Institution: Collin County Community College District (247834)

User ID: P2478341

Prepared by

Prepared by

Reporting Reminders:

- The name of the preparer is being collected so that we can follow up with the appropriate person in the event that there are questions concerning the data.
- The Keyholder will be copied on all email correspondence to other preparers.
- The time it took to prepare this component is being collected so that we can continue to improve our estimate of the reporting burden associated with IPEDS.
- Please include in your estimate the time it took for you to review instructions, query and search data sources, complete and review the component, and submit the data through the Data Collection System.
- Thank you for your assistance.

This survey component was prepared by:

<input type="radio"/>	Keyholder	<input type="radio"/>	SFA Contact	<input type="radio"/>	HR Contact
<input type="radio"/>	Finance Contact	<input type="radio"/>	Academic Library Contact	<input checked="" type="radio"/>	Other

Name:

Email:

How many staff from your institution only were involved in the data collection and reporting process of this survey component?

Number of Staff (including yourself)

How many hours did you and others from your institution only spend on each of the steps below when responding to this survey component?
Exclude the hours spent collecting data for state and other reporting purposes.

Staff member	Collecting Data Needed	Revising Data to Match IPEDS Requirements	Entering Data	Revising and Locking Data
Your office	<input type="text" value="4.00"/> hours	<input type="text" value="7.00"/> hours	<input type="text" value="4.00"/> hours	<input type="text" value="4.00"/> hours
Other offices	<input type="text"/> hours	<input type="text" value="4.00"/> hours	<input type="text"/> hours	<input type="text"/> hours

Institution: Collin County Community College District (247834)

User ID: P2478341

Summary

12-Month Enrollment Component Summary

The purpose of this summary is to provide you an opportunity to view some of the data that, when accepted through the IPEDS quality control process, will appear on the [College Navigator](#) website and/or your institution's Data Feedback Report (DFR). In addition, all data reported in IPEDS survey components become publicly available through the [IPEDS Use the Data](#) and appear as aggregated statistics in various Department of Education reports. [College Navigator](#) is updated approximately three months after the data collection period closes and DFRs will be available through the [IPEDS Use the Data](#) and sent to your institution's CEO at the end of 2024.

Please review your data for accuracy. If you have questions about the data displayed below or after reviewing the data reported on the survey screens, please contact the IPEDS Help Desk at: 1-877-225-2568 or ipedshelp@rti.org.

12-Month Unduplicated Headcount and Full-Time Equivalent Students		
Total 12-month unduplicated headcount enrollment		
	Undergraduate student unduplicated headcount enrollment	50,685
Total 12-month full-time equivalent (FTE) student enrollment		
	Undergraduate student FTE enrollment	22,989

Total 12-month Undergraduate Student Characteristics		
	Percent of undergraduate students who are female	55 %
	Percent of undergraduate students who are full-time	26 %
	Percent of undergraduate students who are enrolled exclusively in distance education courses	27 %
Percent of undergraduate students by U.S. resident status and race/ethnicity: Note: Race/ethnicity is not collected for U.S. Nonresidents.		
	U.S. Resident	98 %
	American Indian or Alaska Native	0 %
	Asian	16 %
	Black or African American	12 %
	Hispanic/Latino	21 %
	Native Hawaiian or Pacific Islander	0 %
	White	42 %
	Two or More Races	5 %
	Race and ethnicity unknown	3 %
	U.S. Nonresident	2 %

Institution: Collin County Community College District (247834)

User ID: P2478341

[Edit Report](#)

12-month Enrollment

There are no errors for the selected survey and institution.