

IPEDS 2022-23 Data Collection System

IPEDS HELP DESK (877) 225-2568 | ipedshelp@rti.org
OMB NO. 1850-0582 v.30 : Approval Expires 8/31/2025
User ID: p247834c

Fall Enrollment 2022-23

Institution: Collin County Community College District (247834)

User ID: p247834c

Overview

Fall Enrollment Overview

The Fall Enrollment component collects student enrollment counts by level of student, enrollment status, gender and race/ethnicity. In addition, first-time students' fall-to-fall retention rates and the student-to-faculty ratio are collected. Enrollment by age is required in odd-numbered years, and enrollment by residence of first-time undergraduates is required in even-numbered years.

Institutions operating on a traditional academic year calendar (semester, trimester, quarter, or 4-1-4) report Fall enrollment as of the institution's official fall reporting date or October 15. Institutions operating on a calendar that differs by program or that enrolls students on a continuous basis (referred to as program reporters) report Fall enrollment as students enrolled any time during the period August 1 and October 31.

Data reporting reminders:

- Report data to accurately reflect the time period corresponding with the IPEDS survey component, even if such reporting is seemingly inconsistent with prior year reporting.
- Part B, Enrollment of students by age, is optional this year.
- Part C, Residence of first-time degree/certificate-seeking undergraduates, is required this year.
- For reporting students studying in consortium agreements, please refer to the Resource page at <https://nces.ed.gov/ipeds/report-your-data/data-tip-sheet-reporting-data-consortium-institutions>.

Changes in reporting:

The following changes were implemented for the 2022-23 data collection period:

- The "Nonresident alien" terminology has been changed to "U.S. Nonresident" but should include the same category of students.
- A question about gender has been added after Part A – Fall Enrollment Summary to collect information about students for whom gender does not fit the binary gender (Men/Women) categories provided. **Institutions should still allocate those students to the Men/Women categories in other screens of the survey component at this time.** New FAQs have been added to help institutions with this reporting.
- References to summer term were changed to summer session.
- FAQ #8 on consistent reporting of EF, E12, and OM has been updated for clarification.

Resources:

- To download the survey materials for this component: [Survey Materials](#)
- To access your prior year data submission for this component: [Reported Data](#)

If you have questions about completing this survey, please contact the **IPEDS Help Desk at 1-877-225-2568**.

Institution: Collin County Community College District (247834)

User ID: p247834c

Part Selection

Completion of Part B (Enrollment of Students by Age) is optional this year.

Do you wish to complete Part B this year?

If you select 'Yes', you will be expected to complete the Part B screens.

If you select 'No', you will skip Part B.

- No, I will not complete Part B
- Yes, I will complete Part B

Institution: Collin County Community College District (247834)

User ID: p247834c

Fall Enrollment - CIP CODE Selection


Indicate which of the following fields of study are offered by your institution. In addition to reporting total undergraduate and graduate fall enrollments every year, in even-numbered years you are to report the subset of enrollments that fall within each of the CIP codes listed below.

Fields for which enrollment was reported for Fall 2020 have already been checked; please make sure all listed fields that are offered by your institution are checked.

Note: CIP codes listed below may not reflect all fields of study offered by your institution, therefore the subset of enrollments by CIP codes selected may not sum to your institution's total fall enrollment.

UNDERGRADUATE AND GRADUATE FIELDS	
<input checked="" type="checkbox"/>	13.0000 – Education
<input checked="" type="checkbox"/>	14.0000 – Engineering
<input type="checkbox"/>	26.0000 – Biological and Biomedical Sciences
<input type="checkbox"/>	27.0000 – Mathematics
<input type="checkbox"/>	40.0000 – Physical Sciences
<input checked="" type="checkbox"/>	52.0000 – Business, Management, Marketing, and Related Support Services
<input type="checkbox"/>	None of the above

Yes, I confirm that I reviewed the fields of study are offered by my institution above.

 You may use the box below to provide additional context for the data you have reported above. Context notes will be posted on the College Navigator website. Therefore, you should write all context notes using proper grammar (e.g., complete sentences with punctuation) and common language that can be easily understood by students and parents (e.g., spell out acronyms).

Part A - Fall Enrollment for Full-Time Undergraduate Students

Enrollment as of the institution's **official fall reporting date** or as of **October 15, 2022**

Full-time Undergraduate Students

Reporting Reminders:

- Report Hispanic/Latino individuals of any race as Hispanic/Latino
- Report race for non-Hispanic/Latino individuals only
- Even though Teacher Preparation certificate programs may require a bachelor's degree for admission, they are considered subbaccalaureate undergraduate programs, and students in these programs are undergraduate students.

Men

Enrolled for <u>credit</u>	Degree/certificate-seeking			Total degree/certificate-seeking	Non-degree/ non-certificate-seeking	Total, <u>Full-time</u> <u>undergraduate</u> students
	First-time	Non-first-time				
		Transfer-in	Continuing/ Returning			
U.S. Nonresident	18	2	149	169	4	173
Hispanic/Latino	450	58	662	1,170	43	1,213
American Indian or Alaska Native	6	2	8	16	1	17
Asian	259	28	470	757	47	804
Black or African American	212	47	400	659	17	676
Native Hawaiian or Other Pacific Islander	2	0	6	8		8
White	812	156	1,496	2,464	133	2,597
Two or more races	72	14	165	251	10	261
Race and ethnicity unknown	34	8	70	112	15	127
Total men	1,865	315	3,426	5,606	270	5,876
Total men prior year	1,810	286	3,085	5,181	275	5,456

Women

Enrolled for <u>credit</u>	Degree/certificate-seeking			Total degree/certificate-seeking	Non-degree/ non-certificate-seeking	Total, <u>Full-time</u> <u>undergraduate</u> students
	First-time	Non-first-time				
		Transfer-in	Continuing/ Returning			
U.S. Nonresident	21	1	154	176	8	184
Hispanic/Latino	470	70	786	1,326	65	1,391
American Indian or Alaska Native	2		8	10	1	11
Asian	202	37	376	615	58	673
Black or African American	244	92	438	774	21	795
Native Hawaiian or Other Pacific Islander			2	2	1	3
White	558	116	1,180	1,854	144	1,998
Two or more races	78	24	176	278	18	296
Race and ethnicity unknown	44	10	66	120	14	134
Total women	1,619	350	3,186	5,155	330	5,485
Total women prior year	1,463	352	3,147	4,962	329	5,291

Grand total (men+women)	3,484	665	6,612	10,761	600	11,361
Grand total (men+women) prior year	3,273	638	6,232	10,143	604	10,747

Institution: Collin County Community College District (247834)

User ID: p247834c

Part A - Fall Enrollment for Full-Time Undergraduate Students: CIP CODE:13.0000

Enrollment as of the institution's official fall reporting date or as of **October 15, 2022**

CIP CODE: 13.0000 -- Education

Full-time undergraduate students

- Report Hispanic/Latino individuals of any race as Hispanic/Latino
- Report race for non-Hispanic/Latino individuals only

Men

Enrolled for <u>credit</u>	Degree/certificate-seeking			Total degree/certificate-seeking	Non-degree/ non-certificate-seeking	Total, <u>Full-time</u> <u>undergraduate</u> students
	<u>First-time</u>	<u>Non-first-time</u>				
		<u>Transfer-in</u>	<u>Continuing/ Returning</u>			
<u>U.S. Nonresident</u>	<input type="text" value=""/>	<input type="text" value=""/>	<input type="text" value="1"/>	1	<input type="text" value="0"/>	1
<u>Hispanic/Latino</u>	<input type="text" value="8"/>	<input type="text" value="1"/>	<input type="text" value="17"/>	26	<input type="text" value=""/>	26
<u>American Indian or Alaska Native</u>	<input type="text" value=""/>	<input type="text" value=""/>	<input type="text" value=""/>	0	<input type="text" value=""/>	0
<u>Asian</u>	<input type="text" value="1"/>	<input type="text" value=""/>	<input type="text" value="4"/>	5	<input type="text" value=""/>	5
<u>Black or African American</u>	<input type="text" value="4"/>	<input type="text" value="3"/>	<input type="text" value="4"/>	11	<input type="text" value=""/>	11
<u>Native Hawaiian or Other Pacific Islander</u>	<input type="text" value=""/>	<input type="text" value=""/>	<input type="text" value=""/>	0	<input type="text" value=""/>	0
<u>White</u>	<input type="text" value="11"/>	<input type="text" value=""/>	<input type="text" value="19"/>	30	<input type="text" value="3"/>	33
Two or more races	<input type="text" value=""/>	<input type="text" value=""/>	<input type="text" value="3"/>	3	<input type="text" value=""/>	3
<u>Race and ethnicity unknown</u>	<input type="text" value=""/>	<input type="text" value=""/>	<input type="text" value="1"/>	1	<input type="text" value=""/>	1
Total men	24	4	49	77	3	80

Women

Enrolled for <u>credit</u>	Degree/certificate-seeking			Total degree/certificate-seeking	Non-degree/ non-certificate-seeking	Total, <u>Full-time</u> <u>undergraduate</u> students
	<u>First-time</u>	<u>Non-first-time</u>				
		<u>Transfer-in</u>	<u>Continuing/ Returning</u>			
<u>U.S. Nonresident</u>	<input type="text" value="1"/>	<input type="text" value=""/>	<input type="text" value="8"/>	9	<input type="text" value=""/>	9
<u>Hispanic/Latino</u>	<input type="text" value="24"/>	<input type="text" value="4"/>	<input type="text" value="46"/>	74	<input type="text" value="1"/>	75
<u>American Indian or Alaska Native</u>	<input type="text" value=""/>	<input type="text" value=""/>	<input type="text" value=""/>	0	<input type="text" value=""/>	0
<u>Asian</u>	<input type="text" value="4"/>	<input type="text" value=""/>	<input type="text" value="8"/>	12	<input type="text" value="2"/>	14
<u>Black or African American</u>	<input type="text" value="1"/>	<input type="text" value="3"/>	<input type="text" value="14"/>	18	<input type="text" value=""/>	18
<u>Native Hawaiian or Other Pacific Islander</u>	<input type="text" value=""/>	<input type="text" value=""/>	<input type="text" value=""/>	0	<input type="text" value=""/>	0
<u>White</u>	<input type="text" value="38"/>	<input type="text" value="10"/>	<input type="text" value="64"/>	112	<input type="text" value="4"/>	116
Two or more races	<input type="text" value="6"/>	<input type="text" value="2"/>	<input type="text" value="5"/>	13	<input type="text" value=""/>	13
<u>Race and ethnicity unknown</u>	<input type="text" value="3"/>	<input type="text" value=""/>	<input type="text" value="2"/>	5	<input type="text" value=""/>	5
Total women	77	19	147	243	7	250
Grand total (men+women)	101	23	196	320	10	330
Grand total (men+women) 2020-21	108	16	228	352	6	358

Institution: Collin County Community College District (247834)

User ID: p247834c

Part A - Fall Enrollment for Full-Time Undergraduate Students: CIP CODE:14.0000

Enrollment as of the institution's **official fall reporting date** or as of **October 15, 2022**

CIP CODE: 14.0000 -- Engineering

Full-time undergraduate students

- Report Hispanic/Latino individuals of any race as Hispanic/Latino
- Report race for non-Hispanic/Latino individuals only

Men

Enrolled for <u>credit</u>	Degree/certificate-seeking			Total degree/certificate-seeking	Non-degree/ non-certificate-seeking	Total, Full-time <u>undergraduate</u> students
	First-time	Non-first-time				
		Transfer-in	Continuing/ Returning			
U.S. Nonresident	1	1	8	10		10
Hispanic/Latino	22	2	41	65	1	66
American Indian or Alaska Native			1	1		1
Asian	15	1	19	35		35
Black or African American	7	4	15	26	1	27
Native Hawaiian or Other Pacific Islander			1	1		1
White	27	9	44	80	2	82
Two or more races	5	2	3	10		10
Race and ethnicity unknown	3		4	7		7
Total men	80	19	136	235	4	239

Women

Enrolled for <u>credit</u>	Degree/certificate-seeking			Total degree/certificate-seeking	Non-degree/ non-certificate-seeking	Total, Full-time <u>undergraduate</u> students
	First-time	Non-first-time				
		Transfer-in	Continuing/ Returning			
U.S. Nonresident				0		0
Hispanic/Latino	3	1	5	9		9
American Indian or Alaska Native				0		0
Asian	2	1	3	6		6
Black or African American	1		2	3		3
Native Hawaiian or Other Pacific Islander				0		0
White	4	1	1	6	1	7
Two or more races	1		1	2		2
Race and ethnicity unknown	1		2	3		3
Total women	12	3	14	29	1	30
Grand total (men+women)	92	22	150	264	5	269
Grand total (men+women) 2020-21	182	22	212	416	28	444

Institution: Collin County Community College District (247834)

User ID: p247834c

Part A - Fall Enrollment for Full-Time Undergraduate Students: CIP CODE:52.0000

Enrollment as of the institution's official fall reporting date or as of October 15, 2022

CIP CODE: 52.0000 -- Business, Management, Marketing and Related Support Services

Full-time undergraduate students

- Report Hispanic/Latino individuals of any race as Hispanic/Latino
- Report race for non-Hispanic/Latino individuals only

Men

Enrolled for <u>credit</u>	Degree/certificate-seeking			Total degree/certificate-seeking	Non-degree/ non-certificate-seeking	Total, <u>Full-time</u> <u>undergraduate</u> students
	<u>First-time</u>	<u>Non-first-time</u>				
		<u>Transfer-in</u>	<u>Continuing/ Returning</u>			
<u>U.S. Nonresident</u>	1		37	38		38
<u>Hispanic/Latino</u>	105	8	129	242		242
<u>American Indian or Alaska Native</u>	1		1	2		2
<u>Asian</u>	49	5	98	152	7	159
<u>Black or African American</u>	42	7	77	126	2	128
<u>Native Hawaiian or Other Pacific Islander</u>			2	2		2
<u>White</u>	193	33	324	550	16	566
Two or more races	15	2	41	58	1	59
<u>Race/ethnicity unknown</u>	9	3	17	29	2	31
Total men	415	58	726	1,199	28	1,227

Women

Enrolled for <u>credit</u>	Degree/certificate-seeking			Total degree/certificate-seeking	Non-degree/ non-certificate-seeking	Total, <u>Full-time</u> <u>undergraduate</u> students
	<u>First-time</u>	<u>Non-first-time</u>				
		<u>Transfer-in</u>	<u>Continuing/ Returning</u>			
<u>U.S. Nonresident</u>	5		23	28		28
<u>Hispanic/Latino</u>	87	9	139	235	5	240
<u>American Indian or Alaska Native</u>			1	1		1
<u>Asian</u>	32	4	72	108	7	115
<u>Black or African American</u>	38	12	66	116	3	119
<u>Native Hawaiian or Other Pacific Islander</u>				0		0
<u>White</u>	81	20	187	288	10	298
Two or more races	13	4	25	42	2	44
<u>Race/ethnicity unknown</u>	7	1	12	20	3	23
Total women	263	50	525	838	30	868
Grand total (men+women)	678	108	1,251	2,037	58	2,095
Grand total (men+women) 2020-21	717	134	1,366	2,217	80	2,297

Institution: Collin County Community College District (247834)

User ID: p247834c

Part A - Fall Enrollment for Part-time Undergraduate Students

Enrollment as of the institution's **official fall reporting date** or as of **October 15, 2022**Part-time Undergraduate Students

Reporting Reminders:

- Report Hispanic/Latino individuals of any race as Hispanic/Latino
- Report race for non-Hispanic/Latino individuals only
- Even though Teacher Preparation certificate programs may require a bachelor's degree for admission, they are considered subbaccalaureate undergraduate programs, and students in these programs are undergraduate students.

Men

Enrolled for <u>credit</u>	<u>Degree/certificate-seeking</u>			Total degree/certificate-seeking	Non-degree/ non-certificate-seeking	Total, <u>part-time</u> <u>undergraduate</u> students
	<u>First-time</u>	<u>Non-first-time</u>				
		<u>Transfer-in</u>	<u>Continuing/ Returning</u>			
<u>U.S. Nonresident</u>	13	2	69	84	14	98
<u>Hispanic/Latino</u>	282	95	1,042	1,419	552	1,971
<u>American Indian or Alaska Native</u>	5	2	14	21	23	44
<u>Asian</u>	123	78	625	826	675	1,501
<u>Black or African American</u>	137	53	564	754	243	997
<u>Native Hawaiian or Other Pacific Islander</u>	1	1	5	7	1	8
<u>White</u>	396	171	2,064	2,631	1,931	4,562
Two or more races	40	20	211	271	168	439
<u>Race and ethnicity unknown</u>	18	12	81	111	177	288
Total men	1,015	434	4,675	6,124	3,784	9,908
Total men prior year	915	381	4,524	5,820	3,486	9,306

Women

Enrolled for <u>credit</u>	<u>Degree/certificate-seeking</u>			Total degree/certificate-seeking	Non-degree/ non-certificate-seeking	Total, <u>part-time</u> <u>undergraduate</u> students
	<u>First-time</u>	<u>Non-first-time</u>				
		<u>Transfer-in</u>	<u>Continuing/ Returning</u>			
<u>U.S. Nonresident</u>	20	7	116	143	18	161
<u>Hispanic/Latino</u>	343	138	1,681	2,162	1,021	3,183
<u>American Indian or Alaska Native</u>	3	1	27	31	21	52
<u>Asian</u>	117	76	723	916	875	1,791
<u>Black or African American</u>	168	140	915	1,223	491	1,714
<u>Native Hawaiian or Other Pacific Islander</u>	1	2	8	11	8	19
<u>White</u>	425	251	2,519	3,195	2,672	5,867
Two or more races	57	29	313	399	247	646
<u>Race and ethnicity unknown</u>	19	15	112	146	229	375
Total women	1,153	659	6,414	8,226	5,582	13,808
Total women prior year	1,070	639	6,487	8,196	5,437	13,633

Grand total (men+women)	2,168	1,093	11,089	14,350	9,366	23,716
Grand total (men+women) prior year	1,985	1,020	11,011	14,016	8,923	22,939

Institution: Collin County Community College District (247834)

User ID: p247834c

Part A - Fall Enrollment for Part-time Undergraduate Students: CIP CODE:13.0000

Enrollment as of the institution's official fall reporting date or as of **October 15, 2022**

CIP CODE: 13.0000 -- Education

Part-time undergraduate students

- Report Hispanic/Latino individuals of any race as Hispanic/Latino
- Report race for non-Hispanic/Latino individuals only

Men

Enrolled for <u>credit</u>	Degree/certificate-seeking			Total degree/certificate-seeking	Non-degree/ non-certificate-seeking	Total, <u>part-time</u> <u>undergraduate</u> students
	<u>First-time</u>	<u>Non-first-time</u>				
		<u>Transfer-in</u>	<u>Continuing/ Returning</u>			
<u>U.S. Nonresident</u>	<input type="text"/>	<input type="text"/>	<input type="text" value="2"/>	2	<input type="text"/>	2
<u>Hispanic/Latino</u>	<input type="text" value="1"/>	<input type="text" value="3"/>	<input type="text" value="17"/>	21	<input type="text" value="24"/>	45
<u>American Indian or Alaska Native</u>	<input type="text"/>	<input type="text"/>	<input type="text"/>	0	<input type="text" value="2"/>	2
<u>Asian</u>	<input type="text" value="1"/>	<input type="text"/>	<input type="text"/>	1	<input type="text" value="29"/>	30
<u>Black or African American</u>	<input type="text" value="1"/>	<input type="text" value="1"/>	<input type="text" value="2"/>	4	<input type="text" value="15"/>	19
<u>Native Hawaiian or Other Pacific Islander</u>	<input type="text"/>	<input type="text"/>	<input type="text"/>	0	<input type="text"/>	0
<u>White</u>	<input type="text" value="5"/>	<input type="text" value="3"/>	<input type="text" value="29"/>	37	<input type="text" value="71"/>	108
Two or more races	<input type="text"/>	<input type="text"/>	<input type="text" value="3"/>	3	<input type="text" value="7"/>	10
<u>Race/ethnicity unknown</u>	<input type="text"/>	<input type="text"/>	<input type="text"/>	0	<input type="text" value="12"/>	12
Total men	8	7	53	68	160	228

Women

Enrolled for <u>credit</u>	Degree/certificate-seeking			Total degree/certificate-seeking	Non-degree/ non-certificate-seeking	Total, <u>part-time</u> <u>undergraduate</u> students
	<u>First-time</u>	<u>Non-first-time</u>				
		<u>Transfer-in</u>	<u>Continuing/ Returning</u>			
<u>U.S. Nonresident</u>	<input type="text"/>	<input type="text"/>	<input type="text" value="11"/>	11	<input type="text"/>	11
<u>Hispanic/Latino</u>	<input type="text" value="21"/>	<input type="text" value="5"/>	<input type="text" value="102"/>	128	<input type="text" value="48"/>	176
<u>American Indian or Alaska Native</u>	<input type="text"/>	<input type="text"/>	<input type="text" value="3"/>	3	<input type="text"/>	3
<u>Asian</u>	<input type="text" value="3"/>	<input type="text" value="1"/>	<input type="text" value="14"/>	18	<input type="text" value="23"/>	41
<u>Black or African American</u>	<input type="text" value="4"/>	<input type="text" value="2"/>	<input type="text" value="17"/>	23	<input type="text" value="11"/>	34
<u>Native Hawaiian or Other Pacific Islander</u>	<input type="text"/>	<input type="text"/>	<input type="text"/>	0	<input type="text" value="1"/>	1
<u>White</u>	<input type="text" value="18"/>	<input type="text" value="10"/>	<input type="text" value="124"/>	152	<input type="text" value="133"/>	285
Two or more races	<input type="text" value="4"/>	<input type="text"/>	<input type="text" value="11"/>	15	<input type="text" value="9"/>	24
<u>Race/ethnicity unknown</u>	<input type="text" value="1"/>	<input type="text"/>	<input type="text" value="1"/>	2	<input type="text" value="11"/>	13
Total women	51	18	283	352	236	588
Grand total (men+women)	59	25	336	420	396	816
Grand total (men+women) 2020-21	66	22	427	515	135	650

Institution: Collin County Community College District (247834)

User ID: p247834c

Part A - Fall Enrollment for Part-time Undergraduate Students: CIP CODE:14.0000

Enrollment as of the institution's **official fall reporting date** or as of **October 15, 2022**

CIP CODE: 14.0000 -- Engineering

Part-time undergraduate students

- Report Hispanic/Latino individuals of any race as Hispanic/Latino
- Report race for non-Hispanic/Latino individuals only

Men

Enrolled for <u>credit</u>	Degree/certificate-seeking			Total degree/certificate-seeking	Non-degree/ non-certificate-seeking	Total, <u>part-time</u> <u>undergraduate</u> students
	<u>First-time</u>	<u>Non-first-time</u>				
		<u>Transfer-in</u>	<u>Continuing/ Returning</u>			
<u>U.S. Nonresident</u>	1		4	5		5
<u>Hispanic/Latino</u>	10	5	60	75	22	97
<u>American Indian or Alaska Native</u>	1			1	2	3
<u>Asian</u>	6	2	38	46	24	70
<u>Black or African American</u>	6	4	25	35	11	46
<u>Native Hawaiian or Other Pacific Islander</u>			1	1		1
<u>White</u>	13	6	112	131	76	207
Two or more races	3	2	6	11	5	16
<u>Race and ethnicity unknown</u>	1		4	5	7	12
Total men	41	19	250	310	147	457

Women

Enrolled for <u>credit</u>	Degree/certificate-seeking			Total degree/certificate-seeking	Non-degree/ non-certificate-seeking	Total, <u>part-time</u> <u>undergraduate</u> students
	<u>First-time</u>	<u>Non-first-time</u>				
		<u>Transfer-in</u>	<u>Continuing/ Returning</u>			
<u>U.S. Nonresident</u>	1			1		1
<u>Hispanic/Latino</u>	2	1	11	14	5	19
<u>American Indian or Alaska Native</u>				0		0
<u>Asian</u>	1		4	5	10	15
<u>Black or African American</u>	1	1	3	5	4	9
<u>Native Hawaiian or Other Pacific Islander</u>				0		0
<u>White</u>	1	3	15	19	20	39
Two or more races			4	4	2	6
<u>Race and ethnicity unknown</u>			1	1	4	5
Total women	6	5	38	49	45	94
Grand total (men+women)	47	24	288	359	192	551
Grand total (men+women) 2020-21	70	23	354	447	404	851

Institution: Collin County Community College District (247834)

User ID: p247834c

Part A - Fall Enrollment for Part-time Undergraduate Students: CIP CODE:52.0000

Enrollment as of the institution's **official fall reporting date** or as of **October 15, 2022**

CIP CODE: 52.0000 -- Business, Management, Marketing and Related Support Services

Part-time undergraduate students

- Report Hispanic/Latino individuals of any race as Hispanic/Latino
- Report race for non-Hispanic/Latino individuals only

Men

Enrolled for <u>credit</u>	Degree/certificate-seeking			Total degree/certificate-seeking	Non-degree/ non-certificate-seeking	Total, <u>part-time</u> <u>undergraduate</u> students
	<u>First-time</u>	<u>Non-first-time</u>				
		<u>Transfer-in</u>	<u>Continuing/ Returning</u>			
<u>U.S. Nonresident</u>	3		13	16		16
<u>Hispanic/Latino</u>	59	13	201	273	73	346
<u>American Indian or Alaska Native</u>			1	1	1	2
<u>Asian</u>	18	15	112	145	60	205
<u>Black or African American</u>	30	7	85	122	26	148
<u>Native Hawaiian or Other Pacific Islander</u>			3	3		3
<u>White</u>	77	30	363	470	328	798
Two or more races	6	4	38	48	18	66
<u>Race and ethnicity unknown</u>	2	1	17	20	26	46
Total men	195	70	833	1,098	532	1,630

Women

Enrolled for <u>credit</u>	Degree/certificate-seeking			Total degree/certificate-seeking	Non-degree/ non-certificate-seeking	Total, <u>part-time</u> <u>undergraduate</u> students
	<u>First-time</u>	<u>Non-first-time</u>				
		<u>Transfer-in</u>	<u>Continuing/ Returning</u>			
<u>U.S. Nonresident</u>	3	1	18	22	2	24
<u>Hispanic/Latino</u>	34	14	213	261	70	331
<u>American Indian or Alaska Native</u>	1		2	3	1	4
<u>Asian</u>	10	8	94	112	86	198
<u>Black or African American</u>	19	16	111	146	37	183
<u>Native Hawaiian or Other Pacific Islander</u>	1	1	2	4		4
<u>White</u>	48	24	301	373	290	663
Two or more races	5	4	37	46	30	76
<u>Race and ethnicity unknown</u>	3	1	13	17	16	33
Total women	124	69	791	984	532	1,516
Grand total (men+women)	319	139	1,624	2,082	1,064	3,146
Grand total (men+women) 2020-21	391	159	1,805	2,355	1,478	3,833

Institution: Collin County Community College District (247834)

User ID: p247834c

Part A - Fall Enrollment for Undergraduate Students Total

Enrollment as of the institution's official fall reporting date or as of October 15, 2022Undergraduate Students**Men**

Students enrolled for credit	Total full-time undergraduate students	Total part-time undergraduate students	Grand total, all undergraduate students
<u>U.S. Nonresident</u>	173	98	271
<u>Hispanic/Latino</u>	1,213	1,971	3,184
<u>American Indian or Alaska Native</u>	17	44	61
<u>Asian</u>	804	1,501	2,305
<u>Black or African American</u>	676	997	1,673
<u>Native Hawaiian or Other Pacific Islander</u>	8	8	16
<u>White</u>	2,597	4,562	7,159
Two or more races	261	439	700
<u>Race and ethnicity unknown</u>	127	288	415
Total men	5,876	9,908	15,784

Women

Students enrolled for credit	Total full-time students	Total part-time students	Grand total, all students
<u>U.S. Nonresident</u>	184	161	345
<u>Hispanic/Latino</u>	1,391	3,183	4,574
<u>American Indian or Alaska Native</u>	11	52	63
<u>Asian</u>	673	1,791	2,464
<u>Black or African American</u>	795	1,714	2,509
<u>Native Hawaiian or Other Pacific Islander</u>	3	19	22
<u>White</u>	1,998	5,867	7,865
Two or more races	296	646	942
<u>Race and ethnicity unknown</u>	134	375	509
Total women	5,485	13,808	19,293

Grand Total (men+women)	11,361	23,716	35,077
--------------------------------	---------------	---------------	---------------

Institution: Collin County Community College District (247834)

User ID: p247834c

Part A - Fall Enrollment - Summary - Grand Totals

Fall Enrollment Summary

Men

Students enrolled for credit	Total full-time students	Total part-time students	Grand total, all students
<u>U.S. Nonresident</u>	173	98	271
<u>Hispanic/Latino</u>	1,213	1,971	3,184
<u>American Indian or Alaska Native</u>	17	44	61
<u>Asian</u>	804	1,501	2,305
<u>Black or African American</u>	676	997	1,673
<u>Native Hawaiian or Other Pacific Islander</u>	8	8	16
<u>White</u>	2,597	4,562	7,159
Two or more races	261	439	700
<u>Race and ethnicity unknown</u>	127	288	415
Total men	5,876	9,908	15,784

Women

Students enrolled for credit	Total full-time students	Total part-time students	Grand total, all students
<u>U.S. Nonresident</u>	184	161	345
<u>Hispanic/Latino</u>	1,391	3,183	4,574
<u>American Indian or Alaska Native</u>	11	52	63
<u>Asian</u>	673	1,791	2,464
<u>Black or African American</u>	795	1,714	2,509
<u>Native Hawaiian or Other Pacific Islander</u>	3	19	22
<u>White</u>	1,998	5,867	7,865
Two or more races	296	646	942
<u>Race and ethnicity unknown</u>	134	375	509
Total women	5,485	13,808	19,293
Grand Total (men+women)	11,361	23,716	35,077

Institution: Collin County Community College District (247834)

User ID: p247834c

Part A - Fall Enrollment - Summary: CIP CODE:13.0000

Fall Enrollment Totals

CIP CODE: 13.0000 -- Education

Men

Students enrolled for credit	Total full-time students	Total part-time students	Grand total, all students
<u>U.S. Nonresident</u>	1	2	3
<u>Hispanic/Latino</u>	26	45	71
<u>American Indian or Alaska Native</u>	0	2	2
<u>Asian</u>	5	30	35
<u>Black or African American</u>	11	19	30
<u>Native Hawaiian or Other Pacific Islander</u>	0	0	0
<u>White</u>	33	108	141
Two or more races	3	10	13
<u>Race and ethnicity unknown</u>	1	12	13
Total men	80	228	308

Women

Students enrolled for credit	Total full-time students	Total part-time students	Grand total, all students
<u>U.S. Nonresident</u>	9	11	20
<u>Hispanic/Latino</u>	75	176	251
<u>American Indian or Alaska Native</u>	0	3	3
<u>Asian</u>	14	41	55
<u>Black or African American</u>	18	34	52
<u>Native Hawaiian or Other Pacific Islander</u>	0	1	1
<u>White</u>	116	285	401
Two or more races	13	24	37
<u>Race and ethnicity unknown</u>	5	13	18
Total women	250	588	838

Grand Total (men+women)	330	816	1,146
--------------------------------	------------	------------	--------------

Institution: Collin County Community College District (247834)

User ID: p247834c

Part A - Fall Enrollment - Summary: CIP CODE:14.0000

Fall Enrollment Totals

CIP CODE: 14.0000 -- Engineering

Men

Students enrolled for credit	Total full-time students	Total part-time students	Grand total, all students
<u>U.S. Nonresident</u>	10	5	15
<u>Hispanic/Latino</u>	66	97	163
<u>American Indian or Alaska Native</u>	1	3	4
<u>Asian</u>	35	70	105
<u>Black or African American</u>	27	46	73
<u>Native Hawaiian or Other Pacific Islander</u>	1	1	2
<u>White</u>	82	207	289
Two or more races	10	16	26
<u>Race and ethnicity unknown</u>	7	12	19
Total men	239	457	696

Women

Students enrolled for credit	Total full-time students	Total part-time students	Grand total, all students
<u>U.S. Nonresident</u>	0	1	1
<u>Hispanic/Latino</u>	9	19	28
<u>American Indian or Alaska Native</u>	0	0	0
<u>Asian</u>	6	15	21
<u>Black or African American</u>	3	9	12
<u>Native Hawaiian or Other Pacific Islander</u>	0	0	0
<u>White</u>	7	39	46
Two or more races	2	6	8
<u>Race and ethnicity unknown</u>	3	5	8
Total women	30	94	124

Grand Total (men+women)	269	551	820
--------------------------------	------------	------------	------------

Institution: Collin County Community College District (247834)

User ID: p247834c

Part A - Fall Enrollment - Summary: CIP CODE:52.0000

Fall Enrollment Totals

CIP CODE: 52.0000 -- Business, Management, Marketing and Related Support Services

Men

Students enrolled for credit	Total full-time students	Total part-time students	Grand total, all students
<u>U.S. Nonresident</u>	38	16	54
<u>Hispanic/Latino</u>	242	346	588
<u>American Indian or Alaska Native</u>	2	2	4
<u>Asian</u>	159	205	364
<u>Black or African American</u>	128	148	276
<u>Native Hawaiian or Other Pacific Islander</u>	2	3	5
<u>White</u>	566	798	1,364
Two or more races	59	66	125
<u>Race and ethnicity unknown</u>	31	46	77
Total men	1,227	1,630	2,857

Women

Students enrolled for credit	Total full-time students	Total part-time students	Grand total, all students
<u>U.S. Nonresident</u>	28	24	52
<u>Hispanic/Latino</u>	240	331	571
<u>American Indian or Alaska Native</u>	1	4	5
<u>Asian</u>	115	198	313
<u>Black or African American</u>	119	183	302
<u>Native Hawaiian or Other Pacific Islander</u>	0	4	4
<u>White</u>	298	663	961
Two or more races	44	76	120
<u>Race and ethnicity unknown</u>	23	33	56
Total women	868	1,516	2,384

Grand Total (men+women)	2,095	3,146	5,241
--------------------------------	--------------	--------------	--------------

Institution: Collin County Community College District (247834)

User ID: p247834c

Part A - Fall Enrollment- Gender Unknown or another gender than Men/Women categories

Part A - Fall Enrollment - Gender Unknown or another gender than Provided Categories

- The 'gender unknown' category is to report students for whom the institution does not know a gender.
- Institutions should not ask students that do not select a binary gender to allocate themselves to a binary gender category; it is up to the institution to allocate unknown students and students that indicate another gender into the binary categories throughout the forms where required. One commonly used method to allocate students is to use the known portion of men to women.

Of the total students reported, how many students did you allocate to a binary gender category (Men/Women) because their gender was unknown or another gender than the provided categories? If you indicate 'No', your institution should leave the cells in the rows for 'Another gender' blank (i.e., do not report 0). If you indicate 'Yes', but no students identified as another gender, please enter '0'.

Undergraduate students:

- Yes
- No

Of the total students reported, how many students did you allocate to a binary gender category (Men/Women) because their gender was unknown or another gender than the provided categories?

		Number of students
		Undergraduate students
Grand total		35,077
	Gender unknown (i.e., gender information is not known or not collected).	<input type="text" value="1"/>
	Another gender (i.e., gender information is known but does not fall into either of the mutually exclusive binary categories provided [Men/Women]).	<input type="text" value="0"/>
	Total of Gender unknown + Another gender	1
	Total of Students for whom gender is known and falls into one of the mutually exclusive binary categories provided [Men/Women]	35,076


Institution: Collin County Community College District (247834)

User ID: p247834c

Part A - Fall Enrollment by Distance Education Status

Enrollment as of the institution's **official fall reporting date** or as of **October 15, 2022**

	Undergraduate Students	
	Degree/certificate-seeking	Non-degree/non-certificate-seeking
i Enrolled <i>exclusively</i> in <u>distance education courses</u>	6,661	696
Enrolled in <i>at least one</i> but not all distance education courses	6,756	727
<i>Not enrolled</i> in any distance education courses	11,694	8,543
Total (from prior part A screens)	25,111	9,966

 You may use the box below to provide additional context for the data you have reported above. Context notes will be posted on the College Navigator website. Therefore, you should write all context notes using proper grammar (e.g., complete sentences with punctuation) and common language that can be easily understood by students and parents (e.g., spell out acronyms).

Institution: Collin County Community College District (247834)

User ID: p247834c

Part A - Fall Enrollment by Distance Education Status

Of those students *exclusively* enrolled in distance education courses, report the number that are:

		Undergraduate Students	
		Degree/certificate-seeking	Non-degree/non-certificate-seeking
Located in	TX	6,590	695
Located in the U.S. but not in	TX	63	1
Located in the U.S. but state/jurisdiction unknown			
Located outside the U.S.		8	
Location unknown/unreported		0	0
Total students exclusively enrolled in distance education (from section above)		6,661	696

Institution: Collin County Community College District (247834)

User ID: p247834c

Part B - Fall Enrollment by Age and Gender for Full-time Undergraduate Students

Enrollment as of the institution's **official fall reporting date** or as of **October 15, 2022**NOTE: These data are **optional** this year.

Age	Full-time Undergraduate Students	
	Men	Women
Under 18	259	402
18-19	2,901	2,696
20-21	1,272	1,031
22-24	685	483
25-29	368	318
30-34	181	202
35-39	95	121
40-49	80	179
50-64	34	51
65 and over	1	2
Age unknown/unreported	0	0
Total full-time undergraduate students (from part A)	5,876	5,485

Institution: Collin County Community College District (247834)

User ID: p247834c

Part B - Fall Enrollment by Age and Gender for Part-time Undergraduate Students

Enrollment as of the institution's **official fall reporting date** or as of **October 15, 2022**NOTE: These data are **optional** this year.

Age	Part-time Undergraduate Students	
	Men	Women
Under 18	3,336	5,141
18-19	1,818	1,953
20-21	1,764	1,970
22-24	1,296	1,533
25-29	717	1,074
30-34	331	662
35-39	207	461
40-49	283	664
50-64	127	319
65 and over	29	31
Age unknown/unreported	0	0
Total part-time undergraduate students (from part A)	9,908	13,808


Institution: Collin County Community College District (247834)

User ID: p247834c

Part C - Screening Question

Did any of your **first-time degree/certificate-seeking undergraduate** students (reported in Part A) enroll within 12 months of graduating high school or receiving their GED?

- No, we do not have any first-time students who enrolled within 12 months of their high school graduation.
- Yes, we have first-time students who enrolled within 12 months of their high school graduation.

 You may use the box below to provide additional context for the data you have reported above. Context notes will be posted on the College Navigator website. Therefore, you should write all context notes using proper grammar (e.g., complete sentences with punctuation) and common language that can be easily understood by students and parents (e.g., spell out acronyms).

Institution: Collin County Community College District (247834)

User ID: p247834c

Part C - Residence of First-time Undergraduates

Enrollment as of the institution's **official fall reporting date** or as of **October 15, 2022**

Enter **at least one** zero, where applicable, to verify that the screen has not been skipped.

State of <u>residence</u> when student was first admitted	FIPS Code	ⓘ Total <u>first-time</u> degree/certificate-seeking undergraduates (1)	Of students in column 1, those who enrolled within 12 months of high school graduation or receiving their GED (2)
Alabama	01	<input type="text"/>	<input type="text"/>
Alaska	02	<input type="text" value="1"/>	<input type="text" value="1"/>
Arizona	04	<input type="text"/>	<input type="text"/>
Arkansas	05	<input type="text" value="4"/>	<input type="text" value="3"/>
California	06	<input type="text" value="6"/>	<input type="text" value="2"/>
Colorado	08	<input type="text" value="2"/>	<input type="text" value="1"/>
Connecticut	09	<input type="text"/>	<input type="text"/>
Delaware	10	<input type="text"/>	<input type="text"/>
District of Columbia	11	<input type="text"/>	<input type="text"/>
Florida	12	<input type="text"/>	<input type="text"/>
Georgia	13	<input type="text" value="1"/>	<input type="text"/>
Hawaii	15	<input type="text" value="1"/>	<input type="text" value="1"/>
Idaho	16	<input type="text"/>	<input type="text"/>
Illinois	17	<input type="text" value="4"/>	<input type="text" value="3"/>
Indiana	18	<input type="text"/>	<input type="text"/>
Iowa	19	<input type="text"/>	<input type="text"/>
Kansas	20	<input type="text" value="2"/>	<input type="text" value="1"/>
Kentucky	21	<input type="text"/>	<input type="text"/>
Louisiana	22	<input type="text" value="3"/>	<input type="text"/>
Maine	23	<input type="text"/>	<input type="text"/>

Institution: Collin County Community College District (247834)

User ID: p247834c

Part C - Residence of First-time Undergraduates

Enrollment as of the institution's **official fall reporting date** or as of **October 15, 2022**

Enter **at least one** zero, where applicable, to verify that the screen has not been skipped.


State of <u>residence</u> when student was first admitted	FIPS Code	Total <u>first-time</u> degree/certificate-seeking undergraduates (1)	Of students in column 1, those who enrolled within 12 months of high school graduation or receiving their GED (2)
Maryland	24	<input type="text"/>	<input type="text"/>
Massachusetts	25	<input type="text"/>	<input type="text"/>
Michigan	26	<input type="text" value="1"/>	<input type="text" value="1"/>
Minnesota	27	<input type="text" value="1"/>	<input type="text" value="1"/>
Mississippi	28	<input type="text"/>	<input type="text"/>
Missouri	29	<input type="text" value="2"/>	<input type="text" value="2"/>
Montana	30	<input type="text"/>	<input type="text"/>
Nebraska	31	<input type="text"/>	<input type="text"/>
Nevada	32	<input type="text" value="1"/>	<input type="text" value="1"/>
New Hampshire	33	<input type="text"/>	<input type="text"/>
New Jersey	34	<input type="text"/>	<input type="text"/>
New Mexico	35	<input type="text"/>	<input type="text"/>
New York	36	<input type="text" value="4"/>	<input type="text" value="3"/>
North Carolina	37	<input type="text" value="2"/>	<input type="text" value="2"/>
North Dakota	38	<input type="text"/>	<input type="text"/>
Ohio	39	<input type="text" value="1"/>	<input type="text" value="1"/>
Oklahoma	40	<input type="text" value="3"/>	<input type="text" value="2"/>
Oregon	41	<input type="text"/>	<input type="text"/>
Pennsylvania	42	<input type="text" value="1"/>	<input type="text"/>
Rhode Island	44	<input type="text"/>	<input type="text"/>

Part C - Residence of First-time Undergraduates

Enrollment as of the institution's **official fall reporting date** or as of **October 15, 2022**

Enter **at least one** zero, where applicable, to verify that the screen has not been skipped.

State of <u>residence</u> when student was first admitted	FIPS Code	Total <u>first-time</u> degree/certificate-seeking undergraduates (1)	Of students in column 1, those who enrolled within 12 months of high school graduation or receiving their GED (2)
South Carolina	45	<input type="text"/>	<input type="text"/>
South Dakota	46	<input type="text"/>	<input type="text"/>
Tennessee	47	<input type="text"/>	<input type="text"/>
Texas	48	<input type="text" value="5,591"/>	<input type="text" value="3,892"/>
Utah	49	<input type="text" value="2"/>	<input type="text" value="1"/>
Vermont	50	<input type="text"/>	<input type="text"/>
Virginia	51	<input type="text" value="1"/>	<input type="text" value="1"/>
Washington	53	<input type="text" value="2"/>	<input type="text" value="2"/>
West Virginia	54	<input type="text"/>	<input type="text"/>
Wisconsin	55	<input type="text"/>	<input type="text"/>
Wyoming	56	<input type="text" value="1"/>	<input type="text" value="1"/>
<u>State Unknown</u>	57	<input type="text" value="2"/>	<input type="text"/>
American Samoa	60	<input type="text"/>	<input type="text"/>
Federated States of Micronesia	64	<input type="text"/>	<input type="text"/>
Guam	66	<input type="text"/>	<input type="text"/>
Marshall Islands	68	<input type="text"/>	<input type="text"/>
Northern Marianas	69	<input type="text"/>	<input type="text"/>
Palau	70	<input type="text"/>	<input type="text"/>
Puerto Rico	72	<input type="text"/>	<input type="text"/>
Virgin Islands	78	<input type="text"/>	<input type="text"/>
Foreign Countries	90	<input type="text" value="12"/>	<input type="text" value="1"/>
Residence unknown/unreported	98	<input type="text" value="1"/>	<input type="text"/>
Total first-time degree/certificate-seeking undergraduates (from Part A)		5,652	3,923

 You may use the box below to provide additional context for the data you have reported above. Context notes will be posted on the College Navigator website. Therefore, you should write all context notes using proper grammar (e.g., complete sentences with punctuation) and common language that can be easily understood by students and parents (e.g., spell out acronyms).

Institution: Collin County Community College District (247834)

User ID: p247834c

Part D - Total Undergraduate Entering Class

Total Undergraduate Entering Class, Fall 2022

D1	Total full-time, first-time degree/certificate-seeking <u>undergraduates</u> from Part A (GR <u>cohort</u>)	3,484
D2	Total <u>first-time</u> degree/certificate-seeking undergraduates (full-time + part-time) from Part A	5,652
D3	Total <u>transfer-in (non-first-time entering)</u> , degree/certificate-seeking undergraduates (full-time + part-time) from Part A	1,758
D4	Total <u>non-degree/non-certificate-seeking</u> undergraduates (full-time + part-time) from Part A	9,966
D5	Of the total non-degree/non-certificate-seeking undergraduates displayed on line D4, the number that are new to the institution in Fall 2022	5,924
D6	Total <u>entering students</u> at the undergraduate level Note: This is calculated as first-time students (line D2) + students transferring to the institution (line D3) + non-degree/non-certificate-seeking undergraduates entering in Fall 2022 (line D5).	13,334
D7	Percentage of undergraduate entering class represented by your GR <u>cohort</u> (line D1/line D6)	26

Part E - First-time Bachelor's Cohort Retention Rates (Full-time)

Retention Rates - Full-time, First-time Bachelor's Cohort from Fall 2021


Academic reporters determine the cohort and retention as of the institution's official fall reporting date or as of October 15. Program reporters determine the cohort with enrollment any time between August 1 and October 31, 2021 and retention based on August 1, 2022.

The retention rate is calculated by the system after clicking "Save" on the screen. Exclusions are subtracted from and inclusions are added to the original cohort and the resulting adjusted cohort is used for calculating the retention rate.

Retention Data Reporting Reminders:

- Include only **full-time, first-time bachelor's** students in this cohort.
- Determine the full-time cohort using Fall 2021 status (e.g., if a student was full-time in Fall 2021, report them in the full-time cohort regardless of their Fall 2022 status).
- If there are no students to report in the cohort, enter zero. Do not leave the field blank.
- Report in the exclusions box (line E2a) the number of students from the cohort who left the institution for any of the following reasons: died or were totally and permanently disabled; to serve in the armed forces (including those called to active duty); to serve with a foreign aid service of the Federal Government (e.g., Peace Corps); or to serve on official church missions.
- Report in the inclusion box (line E2b) first-time bachelor's-seeking study abroad students who were excluded from the first-time cohort (line E1) but who have re-enrolled at the institution their second year.

FULL-TIME, FIRST-TIME BACHELOR'S COHORT RETENTION:			Prior year data (Fall 2020 cohort)	
E1	Full-time, first-time Fall 2021 bachelor's cohort	<input type="text" value="0"/>	0	
E2a	<u>Exclusions</u> from the Fall 2021 cohort	<input type="text" value="0"/>	0	
E2b	Inclusion to the Fall 2021 cohort	<input type="text" value="0"/>	0	
E3	Adjusted Fall 2021 cohort (line E1- E2a + E2b)	0	0	
E4	Students from Fall 2021 cohort still enrolled as of Fall 2022	<input type="text" value="0"/>	0	
E5	Full-time, first-time Fall 2021 bachelor's cohort retention rate (line E4 / line E3)		%	%

 The notes below provide context for the data you've reported above and **may** be posted on the College Navigator website. Choose one option that best explains your data or choose "Not Applicable" if you do not wish to provide context notes. If none of the options provided explain your institution's data, then choose "Other" and write your own context notes. Therefore, you should write all context notes using proper grammar (e.g., complete sentences with punctuation) and common language that can be easily understood by students and parents (e.g., spell out acronyms).

Part E - First-time Bachelor's Cohort Retention Rates (Part-time)

Retention Rates - Part-time, First-time Bachelor's Cohort from Fall 2021


Academic reporters determine the cohort and retention as of the institution's official fall reporting date or as of October 15. Program reporters determine the cohort with enrollment any time between August 1 and October 31, 2021 and retention based on August 1, 2022.

The retention rate is calculated by the system after clicking "Save" on the screen. Exclusions are subtracted from the original cohort and the resulting adjusted cohort is used for calculating the retention rate.

Retention Data Reporting Reminders:

- Include only **part-time, first-time bachelor's** students in this cohort.
- Determine part-time using Fall 2021 attendance status (e.g., if a student was part-time in Fall 2021, report them in the part-time cohort regardless of their Fall 2022 status).
- If there are no students to report in the cohort, enter zero. Do not leave the field blank.
- Report in the exclusions box (line E7a) the number of students from the cohort who left the institution for any of the following reasons: died or were totally and permanently disabled; to serve in the armed forces (including those called to active duty); to serve with a foreign aid service of the Federal Government (e.g., Peace Corps); or to serve on official church missions.
- Report in the inclusion box (line E7b) first-time bachelor's-seeking study abroad students who were excluded from the first-time cohort (line E6) but who have re-enrolled at the institution their second year.

PART-TIME, FIRST-TIME BACHELOR'S COHORT RETENTION:			Prior year data (Fall 2020 cohort)	
E6	Part-time, first-time Fall 2021 bachelor's cohort	<input type="text" value="0"/>	0	
E7a	<u>Exclusions</u> from the Fall 2021 cohort	<input type="text"/>	0	
E7b	Inclusions to the Fall 2021 cohort	<input type="text"/>	0	
E8	Adjusted Fall 2021 cohort (line E6 - E7a + E7b)	0	0	
E9	Students from Fall 2021 cohort still enrolled as of Fall 2022	<input type="text"/>	0	
E10	Part-time, first-time Fall 2021 bachelor's cohort retention rate (line E9 / line E8)		%	%

 The notes below provide context for the data you've reported above and **may** be posted on the College Navigator website. Choose one option that best explains your data or choose "Not Applicable" if you do not wish to provide context notes. If none of the options provided explain your institution's data, then choose "Other" and write your own context notes. Therefore, you should write all context notes using proper grammar (e.g., complete sentences with punctuation) and common language that can be easily understood by students and parents (e.g., spell out acronyms).

Institution: Collin County Community College District (247834)

User ID: p247834c

Part F - Student-to-Faculty Ratio

Student-to-Faculty Ratio

Please provide your institution's student-to-faculty ratio (i.e., student-to-instructional staff) for undergraduate programs for Fall 2022. The student-to-faculty ratio and any accompanying context that is provided will be displayed on College Navigator.

Note: Logic in this item is similar to item I-2 from the Common Data Set data collection.

Click [here](#) to use a worksheet to help you determine the student-to-faculty ratio

Student-to-faculty ratio


21

to 1

Student-to-faculty ratio prior year

23

to 1

 You may use the box below to provide additional context for the data you have reported above. Context notes will be posted on the College Navigator website. Therefore, you should write all context notes using proper grammar (e.g., complete sentences with punctuation) and common language that can be easily understood by students and parents (e.g., spell out acronyms).

Prepared by

Reporting Reminders:

- The name of the preparer is being collected so that we can follow up with the appropriate person in the event that there are questions concerning the data.
- The Keyholder will be copied on all email correspondence to other preparers.
- The time it took to prepare this component is being collected so that we can continue to improve our estimate of the reporting burden associated with IPEDS.
- Please include in your estimate the time it took for you to review instructions, query and search data sources, complete and review the component, and submit the data through the Data Collection System.
- Thank you for your assistance.

This survey component was prepared by:

<input type="radio"/>	Keyholder	<input type="radio"/>	SFA Contact	<input type="radio"/>	HR Contact
<input type="radio"/>	Finance Contact	<input type="radio"/>	Academic Library Contact	<input checked="" type="radio"/>	Other

Name:

Email:

How many staff from your institution only were involved in the data collection and reporting process of this survey component?

Number of Staff (including yourself)

How many hours did you and others from your institution only spend on each of the steps below when responding to this survey component?
Exclude the hours spent collecting data for state and other reporting purposes.

Staff member	Collecting Data Needed	Revising Data to Match IPEDS Requirements	Entering Data	Revising and Locking Data
Your office	<input type="text" value="2.00"/> hours	<input type="text" value="4.00"/> hours	<input type="text" value="1.00"/> hours	<input type="text" value="2.00"/> hours
Other offices	<input type="text"/> hours	<input type="text" value="1.00"/> hours	<input type="text"/> hours	<input type="text"/> hours

Institution: Collin County Community College District (247834)

User ID: p247834c

Summary

Fall Enrollment Survey Summary

IPEDS collects important information regarding your institution. All data reported in IPEDS survey components become available in the IPEDS Data Center and appear as aggregated data in various Department of Education reports. Additionally, some of the reported data appears specifically for your institution through the College Navigator website and is included in your institution's Data Feedback Report (DFR). The purpose of this summary is to provide you an opportunity to view some of the data that, when accepted through the IPEDS quality control process, will appear on the College Navigator website and/or your DFR. College Navigator is updated approximately three months after the data collection period closes and Data Feedback Reports will be available through the [Data Center](#) and sent to your institution's CEO in November 2023.

Please review your data for accuracy. If you have questions about the data displayed below after reviewing the data reported on the survey screens, please contact the IPEDS Help Desk at: 1-877-225-2568 or ipedshelp@rti.org.

Four-Year Institutions without Graduate Students

Undergraduate Student Enrollment	
Total enrollment	35,077
Transfer-in enrollment	1,758
Student-to-faculty ratio	21 to 1

Undergraduate Student Characteristics	
Percent of undergraduates who are female	55%
Percent of undergraduates who are full-time	32%
Percent of undergraduates by race/ethnicity:	
American Indian or Alaska Native	0%
Asian	14%
Black or African American	12%
Hispanic/Latino	22%
Native Hawaiian or Pacific Islander	0%
White	43%
Two or More Races	5%
Race and ethnicity unknown	3%
U.S. Nonresident	2%
Percent of first-time degree/certificate seeking students from in state	99%
Percent of first-time degree/certificate seeking students from out-of-state	1%
Percent of first-time degree/certificate seeking students from foreign countries	0%
Percent of first-time degree/certificate seeking students residency unknown	0%

Undergraduate Retention and Graduation Rate Cohort	
First-time, full-time bachelor's seeking student retention rate	N/A
First-time, part-time bachelor's seeking student retention rate	N/A
Graduation rate cohort as percent of total entering students	26%

Institution: Collin County Community College District (247834)

User ID: p247834c

Edit Report

Fall Enrollment

There are no errors for the selected survey and institution.