

IPEDS 2021-22 Data Collection System

IPEDS HELP DESK (877) 225-2568 | ipedshelp@rti.org
OMB NO. 1850-0582 v.27 : Approval Expires 8/31/2022
User ID: P2478342

12-month Enrollment 2021-22

Institution: Collin County Community College District (247834)

User ID: P2478342

Overview

12-month Enrollment Overview

The 12-month Enrollment component collects unduplicated student enrollment counts and instructional activity data for an entire 12-month period. Using the instructional activity data reported, a full-time equivalent (FTE) student enrollment at the undergraduate and graduate level is estimated (4-year institutions only). Institutions with Doctor's - professional practice students will also report the FTE enrollment of those students (4-year institutions only). NCES uses the FTE enrollment to produce indicators such as expenses by function per FTE as reported in the IPEDS Data Feedback Report.

Data Reporting Reminder:

- All institutions must use the July 1 - June 30 reporting period.
- Report data to accurately reflect the time period corresponding with the IPEDS survey component, even if such reporting is seemingly inconsistent with prior-year reporting. For example, if a summer term began later than usual due to Coronavirus Pandemic postponements, continue to report using the timeframes as defined in the IPEDS instructions. NCES expects that some data reported during the 2021-22 data collection year will vary from established prior trends due to the impacts of Coronavirus Pandemic. If an error edit is triggered even when submitting accurate data, please indicate in the corresponding context box or verbally to the Help Desk that the seemingly inconsistent data are accurate and reflect the effects of Coronavirus Pandemic.

Changes to reporting for 2021-22:

- New FAQ has been added to clarify reporting of degree/certificate-seeking undergraduates across EF, E12, and OM survey components.
- Edited FAQs to clarify student enrollment statuses (e.g., full-time/part-time) are typically not determined by summer term enrollment, but rather determined at their first full term of enrollment (i.e., fall or spring).

Resources:

- To download the survey materials for this component: [Survey Materials](#)
- To access your prior year data submission for this component: [Reported Data](#)

If you have questions about completing this survey, please contact the IPEDS Help Desk at 1-877-225-2568.

Institution: Collin County Community College District (247834)


User ID: P2478342

Undergraduate Instructional Activity Type

Which instructional activity units will you use to report undergraduate instructional activity?

- Undergraduate instructional activity data in Part B may be reported in units of clock hours or credit hours.
- Please note that any graduate level instructional activity must be reported in credit hours. (4-year institutions only)

 Clock hours Credit hours Both clock and credit hours (some undergraduate programs measured in clock hours and some measured in credit hours)

 You may use the box below to provide additional context for the data you have reported above. Context notes will be posted on the College Navigator website. Therefore, you should write all context notes using proper grammar (e.g., complete sentences with punctuation) and common language that can be easily understood by students and parents (e.g., spell out acronyms).

Institution: Collin County Community College District (247834)

User ID: P2478342

Part A - Unduplicated Count for Full-time Undergraduate Students

12-month Unduplicated Count by Race/Ethnicity and Gender - Full-time Undergraduate Students

July 1, 2020 – June 30, 2021

Reporting Reminders:

- The 12-month unduplicated count must be equal or greater than the corresponding prior year fall enrollment.
- Report Hispanic/Latino individuals of any race as Hispanic/Latino
- Report race for non-Hispanic/Latino individuals only
- Even though Teacher Preparation certificate programs may require a bachelor's degree for admission, they are considered subbaccalaureate undergraduate programs, and students in these programs are undergraduate students.

Men

Students enrolled for <u>credit</u>	Degree/certificate-seeking			Total degree/certificate-seeking	Non-degree/ non-certificate-seeking	Total, Full-time undergraduate students
	First-time	Non-first-time				
		Transfer-in	Continuing/Returning			
<u>Nonresident alien</u>	65	9	110	184	1	185
<u>Hispanic/Latino</u>	364	110	629	1,103	48	1,151
<u>American Indian or Alaska Native</u>	10	4	7	21	2	23
<u>Asian</u>	193	61	438	692	60	752
<u>Black or African American</u>	245	104	360	709	15	724
<u>Native Hawaiian or Other Pacific Islander</u>	1	1	5	7		7
<u>White</u>	846	309	1,466	2,621	174	2,795
Two or more races	83	25	141	249	9	258
<u>Race and ethnicity unknown</u>	32	12	80	124	8	132
Total men	1,839	635	3,236	5,710	317	6,027
Total men prior year	2,204	732	2,934	5,870	372	6,242

Women

Students enrolled for <u>credit</u>	Degree/certificate-seeking			Total degree/certificate-seeking	Non-degree/ non-certificate-seeking	Total, Full-time undergraduate students
	First-time	Non-first-time				
		Transfer-in	Continuing/Returning			
<u>Nonresident alien</u>	65	10	135	210	3	213
<u>Hispanic/Latino</u>	489	119	785	1,393	69	1,462
<u>American Indian or Alaska Native</u>	8	5	9	22	2	24
<u>Asian</u>	211	49	407	667	70	737
<u>Black or African American</u>	237	158	506	901	42	943
<u>Native Hawaiian or Other Pacific Islander</u>		1	9	10		10
<u>White</u>	685	254	1,426	2,365	212	2,577
Two or more races	87	38	194	319	18	337
<u>Race and ethnicity unknown</u>	32	11	83	126	8	134
Total women	1,814	645	3,554	6,013	424	6,437
Total women prior year	2,334	774	3,063	6,171	417	6,588

Grand total (2020-21)	3,653	1,280	6,790	11,723	741	12,464
Prior year data:						

Grand total (men+women) prior year	4,538	1,506	5,997	12,041	789	12,830
Total Full-time undergraduate enrollment Fall 2020 <i>NOTE: Grand total (2020-21) calculated above is expected to be greater than total Full-time undergraduate enrollment Fall 2020.</i>	3,295	634	6,095	10,024	734	10,758

Institution: Collin County Community College District (247834)

Part A - Unduplicated Count for Part-time Undergraduate Students

12-month Unduplicated Count by Race/Ethnicity and Gender - Part-time Undergraduate Students

July 1, 2020 – June 30, 2021

Reporting Reminders:

- The 12-month unduplicated count must be equal or greater than the corresponding prior year fall enrollment.
- Report Hispanic/Latino individuals of any race as Hispanic/Latino
- Report race for non-Hispanic/Latino individuals only
- Even though Teacher Preparation certificate programs may require a bachelor's degree for admission, they are considered subbaccalaureate undergraduate programs, and students in these programs are undergraduate students.

Men

Students enrolled for <u>credit</u>	Degree/certificate-seeking			Total degree/certificate-seeking	Non-degree/non-certificate-seeking	Total, Part-time undergraduate students
	First-time	Non-first-time				
		Transfer-in	Continuing/Returning			
<u>Nonresident alien</u>	11	13	119	143	38	181
<u>Hispanic/Latino</u>	324	179	1,469	1,972	755	2,727
<u>American Indian or Alaska Native</u>	6	5	24	35	21	56
<u>Asian</u>	154	248	976	1,378	1,009	2,387
<u>Black or African American</u>	190	188	889	1,267	347	1,614
<u>Native Hawaiian or Other Pacific Islander</u>	2	1	16	19	6	25
<u>White</u>	618	606	3,383	4,607	2,924	7,531
Two or more races	59	46	321	426	199	625
<u>Race and ethnicity unknown</u>	31	20	122	173	122	295
Total men	1,395	1,306	7,319	10,020	5,421	15,441
Total men prior year	1,652	1,420	7,401	10,473	4,815	15,288

Women

Students enrolled for <u>credit</u>	Degree/certificate-seeking			Total degree/certificate-seeking	Non-degree/non-certificate-seeking	Total, Part-time undergraduate students
	First-time	Non-first-time				
		Transfer-in	Continuing/Returning			
<u>Nonresident alien</u>	42	38	151	231	52	283
<u>Hispanic/Latino</u>	459	378	2,460	3,297	1,323	4,620
<u>American Indian or Alaska Native</u>	4	12	36	52	30	82
<u>Asian</u>	186	325	1,163	1,674	1,276	2,950
<u>Black or African American</u>	207	403	1,530	2,140	674	2,814
<u>Native Hawaiian or Other Pacific Islander</u>	3	5	19	27	15	42
<u>White</u>	643	783	4,351	5,777	4,099	9,876
Two or more races	73	95	494	662	385	1,047
<u>Race and ethnicity unknown</u>	36	50	155	241	182	423
Total women	1,653	2,089	10,359	14,101	8,036	22,137
Total women prior year	1,942	2,418	10,183	14,543	7,025	21,568

Grand total (2020-21)	3,048	3,395	17,678	24,121	13,457	37,578
Prior year data:						

Grand total (men+women) prior year	3,594	3,838	17,584	25,016	11,840	36,856
Total Part-time undergraduate enrollment Fall 2020 <i>NOTE: Grand total (2020-21) calculated above is expected to be greater than total Part-time undergraduate enrollment Fall 2020.</i>	1,951	1,005	11,588	14,544	10,088	24,632

Institution: Collin County Community College District (247834)


User ID: P2478342

Part A – 12-month Enrollment by Distance Education Status

12-month Unduplicated Count - Distance Education Status

July 1, 2020 – June 30, 2021

	Undergraduate Students	
	Degree/certificate-seeking	Non-degree/non-certificate-seeking
Students <i>enrolled exclusively</i> in <u>distance education courses</u>	23,540	9,488
Students <i>enrolled in at least one but not all</i> distance education courses	11,012	3,464
Students <i>not enrolled in any</i> distance education courses	1,292	1,246
Total (from prior part A screens)	35,844	14,198

 You may use the box below to provide additional context for the data you have reported above. Context notes will be posted on the College Navigator website. Therefore, you should write all context notes using proper grammar (e.g., complete sentences with punctuation) and common language that can be easily understood by students and parents (e.g., spell out acronyms).

Institution: Collin County Community College District (247834)

Part B - Instructional Activity

12-month Instructional Activity

July 1, 2020 - June 30, 2021

Instructional Activity Reporting Reminder:

- Instructional activity is used to calculate an IPEDS FTE based on the institution's reported calendar system.

FTE Reporting Reminder:

- Institutions need not report their own calculations of undergraduate FTE unless IPEDS FTE calculations would be misleading for comparison purposes among all IPEDS reporting institutions.

Instructional Activity

	2020-21 total activity	Prior year data
Undergraduate level:		
<u>Credit hour activity</u>	659,456	650,977


Full-Time Equivalent (FTE) of Students

Calendar system (as reported on the prior year IC Header survey component):	Semester
---	----------

If the IPEDS calculated FTE estimates below are not reasonable, **AND** you have reported the correct instructional activity hours above, enter your best FTE estimate in the "Institution reported FTE" column below and save the page. This option should be used **ONLY** if the calculated estimate is not reasonable for your institution and IPEDS comparisons.

Please provide your best estimate of undergraduate FTE for the 12-month reporting period **only if the calculated FTE estimate below is not reasonable for IPEDS comparison purposes**. Please provide an explanation in the context box if the option is used due to Coronavirus Pandemic.

	Calculated FTE 2020-21	Institution reported FTE 2020-21	Prior year FTE 2019-20
Undergraduate student FTE	21,982	21,982	21,699

 Context notes will be posted on the College Navigator website. Therefore, you should write all context notes using proper grammar (e.g., complete sentences with punctuation) and common language that can be easily understood by students and parents (e.g., spell out acronyms).

Prepared by

Prepared by

Reporting Reminders:

- The name of the preparer is being collected so that we can follow up with the appropriate person in the event that there are questions concerning the data.
- The Keyholder will be copied on all email correspondence to other preparers.
- The time it took to prepare this component is being collected so that we can continue to improve our estimate of the reporting burden associated with IPEDS.
- Please include in your estimate the time it took for you to review instructions, query and search data sources, complete and review the component, and submit the data through the Data Collection System.
- Thank you for your assistance.

This survey component was prepared by:

<input type="radio"/>	Keyholder	<input type="radio"/>	SFA Contact	<input type="radio"/>	HR Contact
<input type="radio"/>	Finance Contact	<input type="radio"/>	Academic Library Contact	<input checked="" type="radio"/>	Other

Name:

Email:

How many staff from your institution only were involved in the data collection and reporting process of this survey component?

Number of Staff (including yourself)

How many hours did you and others from your institution only spend on each of the steps below when responding to this survey component?
Exclude the hours spent collecting data for state and other reporting purposes.

Staff member	Collecting Data Needed	Revising Data to Match IPEDS Requirements	Entering Data	Revising and Locking Data
Your office	<input type="text" value="16.00"/> hours	<input type="text" value="8.00"/> hours	<input type="text" value="4.00"/> hours	<input type="text" value="2.00"/> hours
Other offices	<input type="text"/> hours	<input type="text"/> hours	<input type="text" value="8.00"/> hours	<input type="text"/> hours

Institution: Collin County Community College District (247834)

User ID: P2478342

Summary screen

12-Month Enrollment Component Summary

IPEDS collects important information regarding your institution. All data reported in IPEDS survey components become available in the IPEDS Data Center and appear as aggregated data in various Department of Education reports. Additionally, some of the reported data appears specifically for your institution through the College Navigator website and is included in your institution's Data Feedback Report (DFR). The purpose of this summary is to provide you an opportunity to view some of the data that, when accepted through the IPEDS quality control process, will appear on the College Navigator website and/or your DFR. College Navigator is updated approximately three months after the data collection period closes and Data Feedback Reports will be available through the [Data Center](#) and sent to your institution's CEO in November 2021.

Please review your data for accuracy. If you have questions about the data displayed below after reviewing the data reported on the survey screens, please contact the IPEDS Help Desk at: 1-877-225-2568 or ipedshelp@rti.org.

12-Month Unduplicated Headcount and Full-Time Equivalent Students	
Total 12-month unduplicated headcount	50,042
Undergraduate student unduplicated headcount	50,042
Graduate student unduplicated headcount	0
Total 12-month full-time equivalent (FTE) student enrollment	21,982
Undergraduate student FTE	21,982

Edit Report

12-month Enrollment

There are no errors for the selected survey and institution.