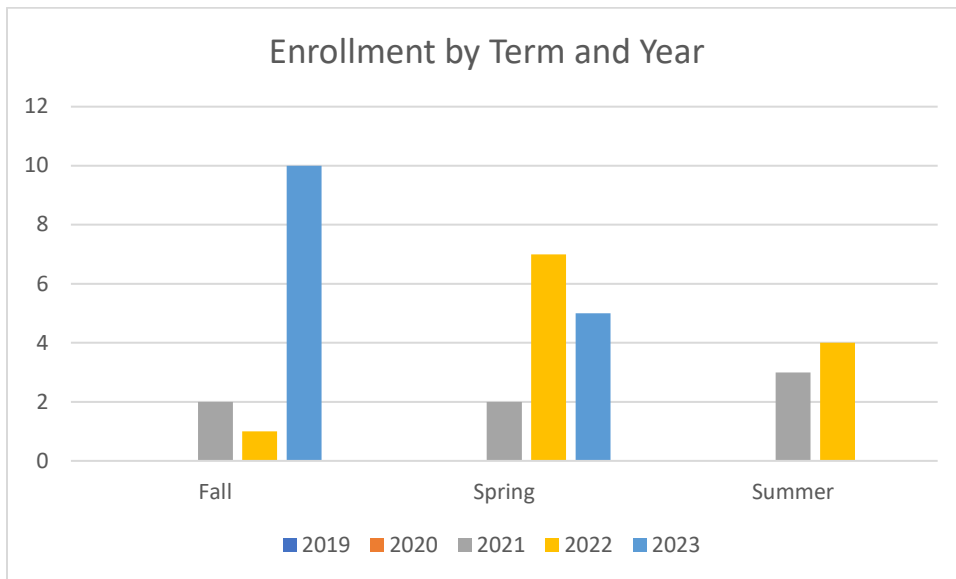


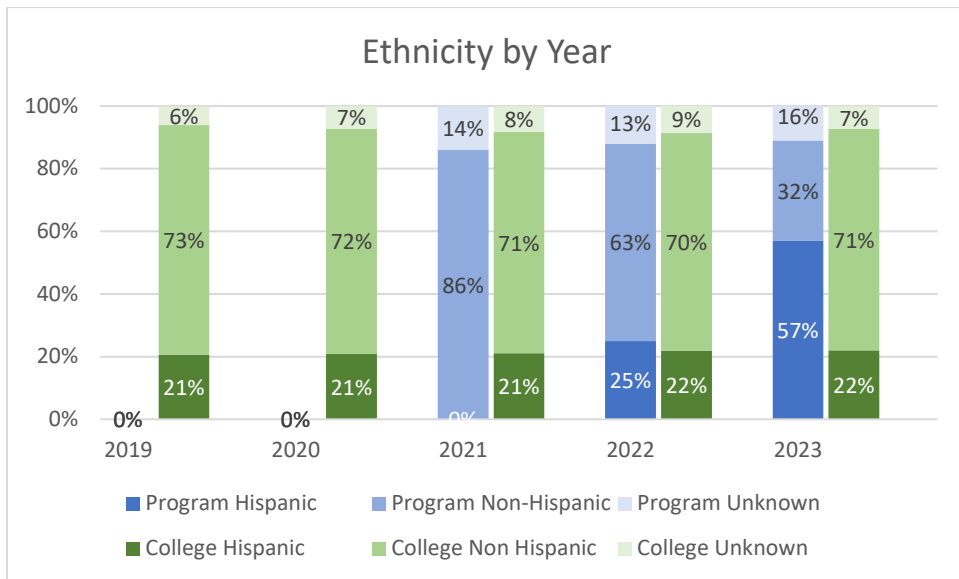
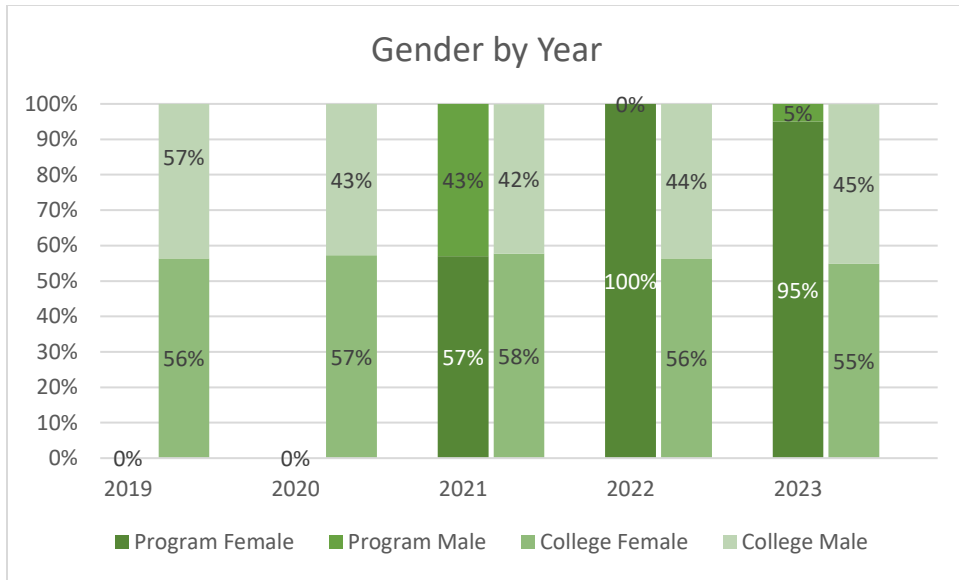
**Collin County Community College District
Program Review 2023-2024**

Unduplicated Enrollment in Courses by Term
Academic Years 2018-2019 through 2022-2023

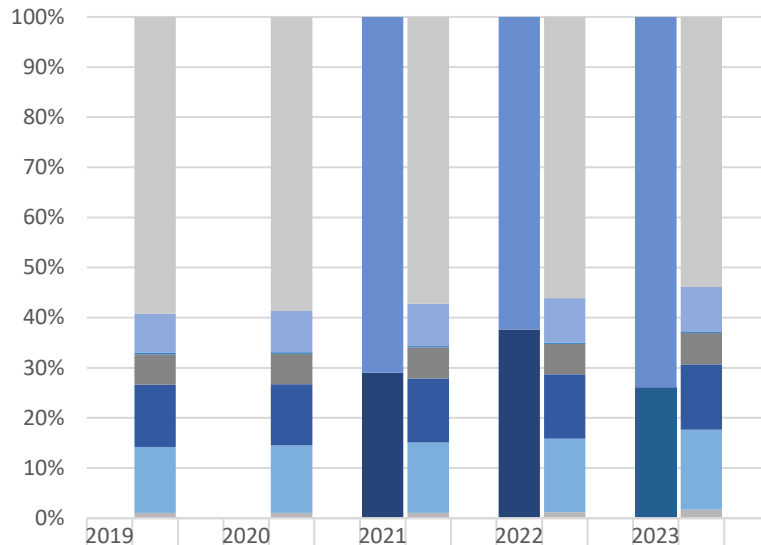
| Term | Count of Enrolled Program Majors |
|--------------------------------|----------------------------------|
| Academic Year 2017-2018 | |
| Fall 2018 | - |
| Spring 2019 | - |
| Summer 2019 | - |
| Academic Year 2018-2019 | |
| Fall 2019 | - |
| Spring 2020 | - |
| Summer 2020 | - |
| Academic Year 2019-2020 | |
| Fall 2020 | 2 |
| Spring 2021 | 2 |
| Summer 2021 | 3 |
| Academic Year 2020-2021 | |
| Fall 2021 | 1 |
| Spring 2022 | 7 |
| Summer 2022 | 4 |
| Academic Year 2021-2022 | |
| Fall 2022 | 10 |
| Spring 2023 | 5 |
| Summer 2023 | 0 |

Note: Students counted for this measure were enrolled at Collin during the specified term and are identified based on their declared major in ZogoTech.





Race by Year



| | 2019 | 2020 | 2021 | 2022 | 2023 |
|---|------|------|------|------|------|
| ■ College White | 59% | 59% | 57% | 56% | 54% |
| ■ College Not Reported or Unknown | 8% | 8% | 9% | 9% | 9% |
| ■ College Native Hawaiian or Pacific Islander | 0% | 0% | 0% | 0% | 0% |
| ■ College Multiple Races | 6% | 6% | 6% | 6% | 6% |
| ■ College Black or African American | 13% | 12% | 13% | 13% | 13% |
| ■ College Asian | 13% | 14% | 14% | 15% | 16% |
| ■ College American Indian or Alaskan Native | 1% | 1% | 1% | 1% | 2% |
| ■ Program White | 0% | 0% | 71% | 63% | 74% |
| ■ Program Not Reported or Unknown | 0% | 0% | 0% | 0% | 26% |
| ■ Program Native Hawaiian or Pacific Islander | 0% | 0% | 0% | 0% | 0% |
| ■ Program Multiple Races | 0% | 0% | 29% | 38% | 0% |
| ■ Program Black or African American | 0% | 0% | 0% | 0% | 0% |
| ■ Program Asian | 0% | 0% | 0% | 0% | 0% |
| ■ Program American Indian or Alaskan Native | 0% | 0% | 0% | 0% | 0% |