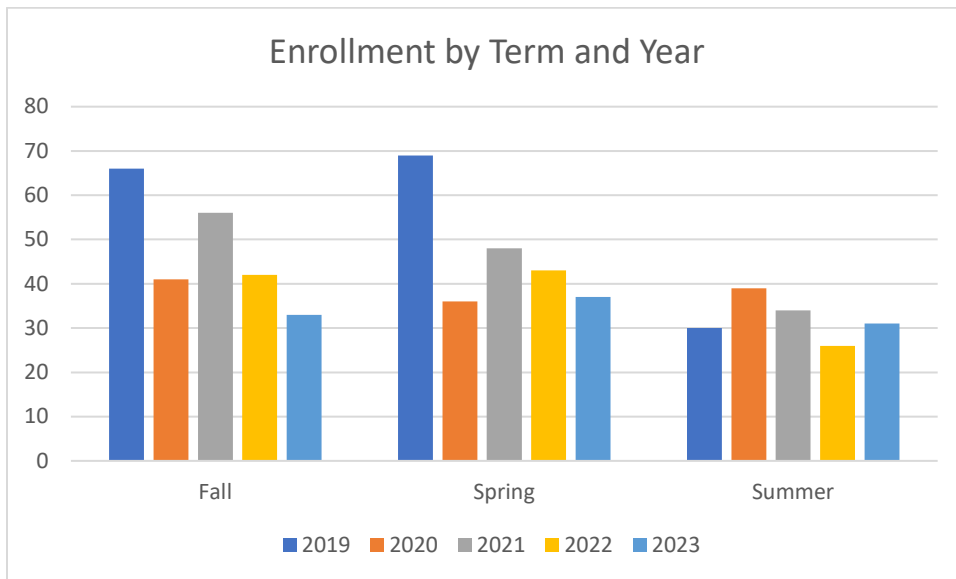


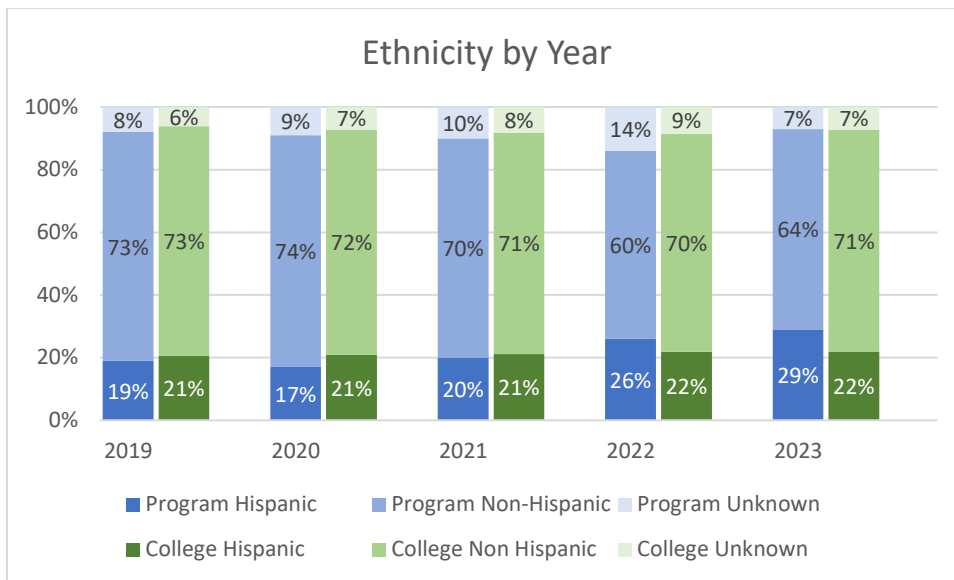
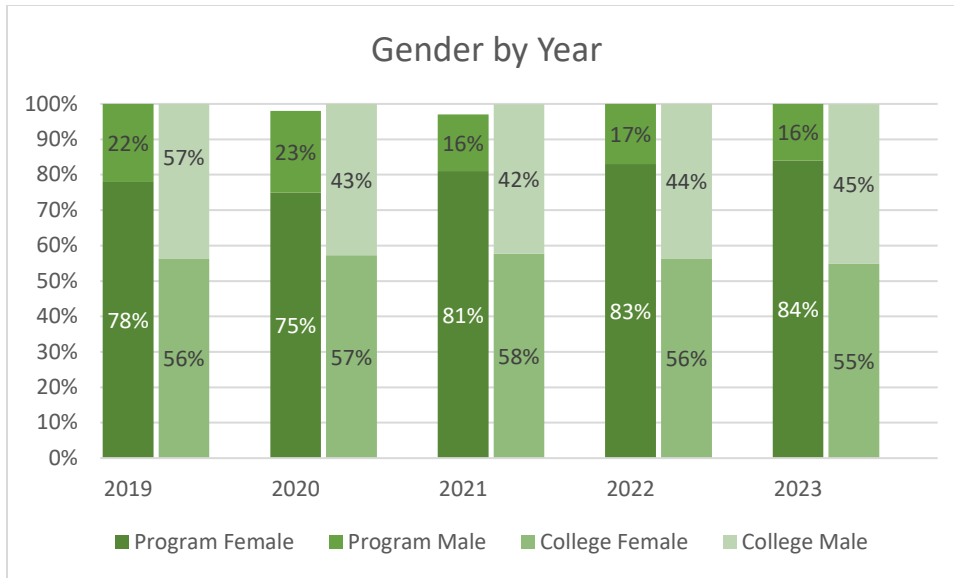
**Collin County Community College District
Program Review 2023-2024**

Unduplicated Enrollment in Courses by Term
Academic Years 2018-2019 through 2022-2023

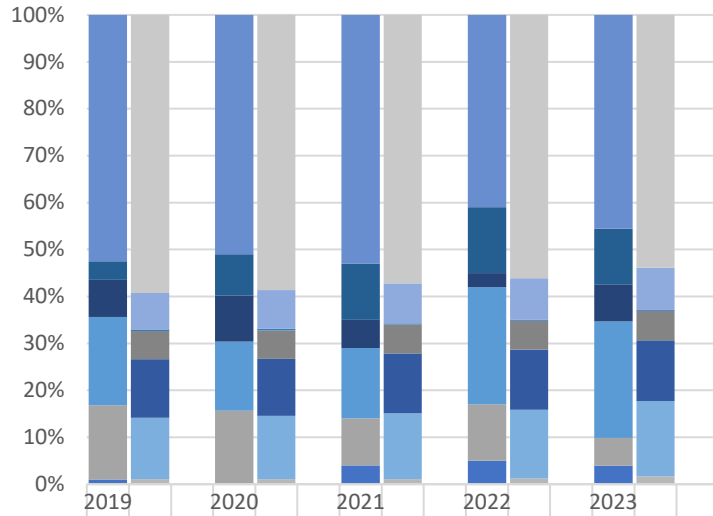
Term	Count of Enrolled Program Majors
Academic Year 2017-2018	
Fall 2018	66
Spring 2019	69
Summer 2019	30
Academic Year 2018-2019	
Fall 2019	41
Spring 2020	36
Summer 2020	39
Academic Year 2019-2020	
Fall 2020	56
Spring 2021	48
Summer 2021	34
Academic Year 2020-2021	
Fall 2021	42
Spring 2022	43
Summer 2022	26
Academic Year 2021-2022	
Fall 2022	33
Spring 2023	37
Summer 2023	31

Note: Students counted for this measure were enrolled at Collin during the specified term and are identified based on their declared major in ZogoTech.





Race by Year



College White	59%	59%	57%	56%	54%
College Not Reported or Unknown	8%	8%	9%	9%	9%
College Native Hawaiian or Pacific Islander	0%	0%	0%	0%	0%
College Multiple Races	6%	6%	6%	6%	6%
College Black or African American	13%	12%	13%	13%	13%
College Asian	13%	14%	14%	15%	16%
College American Indian or Alaskan Native	1%	1%	1%	1%	2%
Program White	53%	52%	53%	41%	46%
Program Not Reported or Unknown	4%	9%	12%	14%	12%
Program Native Hawaiian or Pacific Islander	0%	0%	0%	0%	0%
Program Multiple Races	8%	10%	6%	3%	8%
Program Black or African American	19%	15%	15%	25%	25%
Program Asian	16%	16%	10%	12%	6%
Program American Indian or Alaskan Native	1%	0%	4%	5%	4%