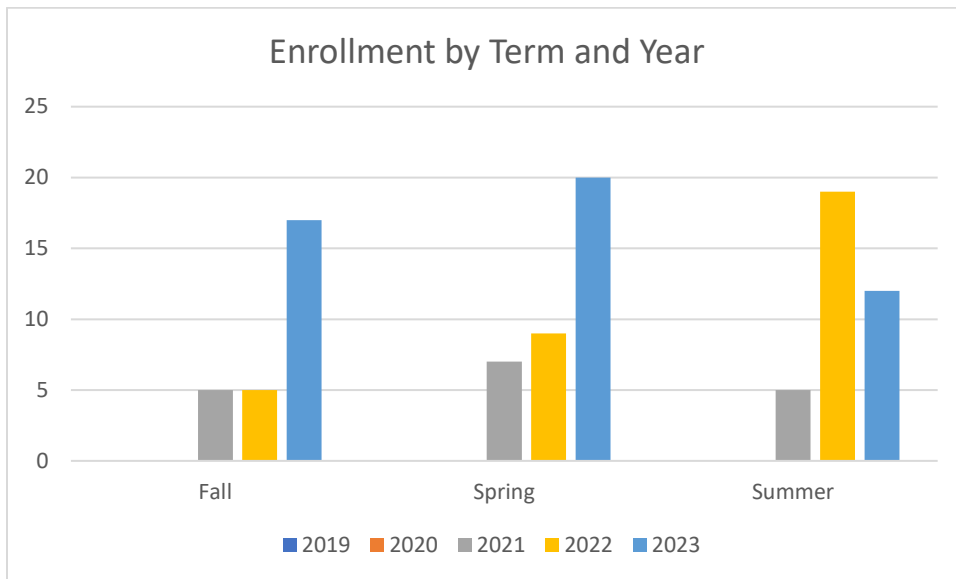


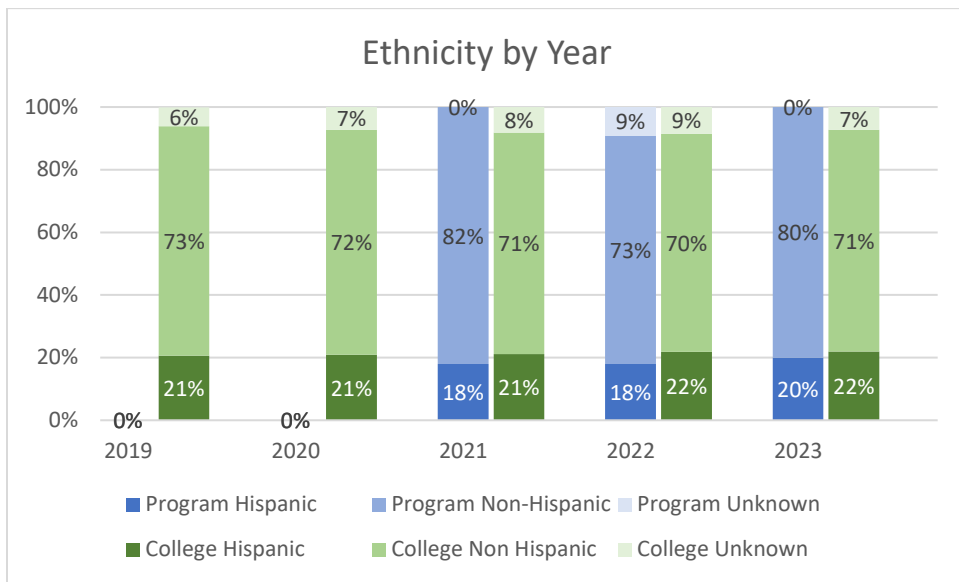
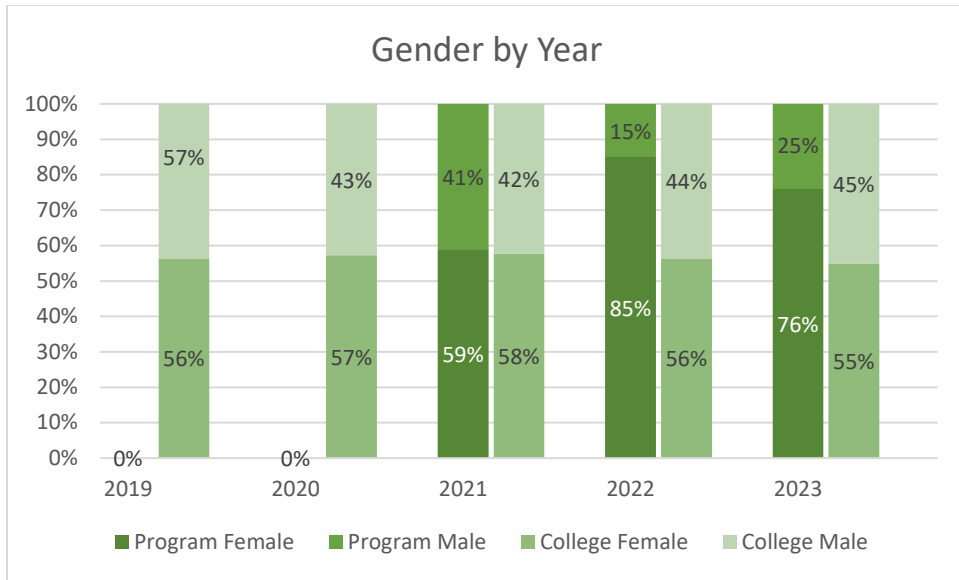
**Collin County Community College District
Program Review 2023-2024**

Unduplicated Enrollment in Courses by Term
Academic Years 2018-2019 through 2022-2023

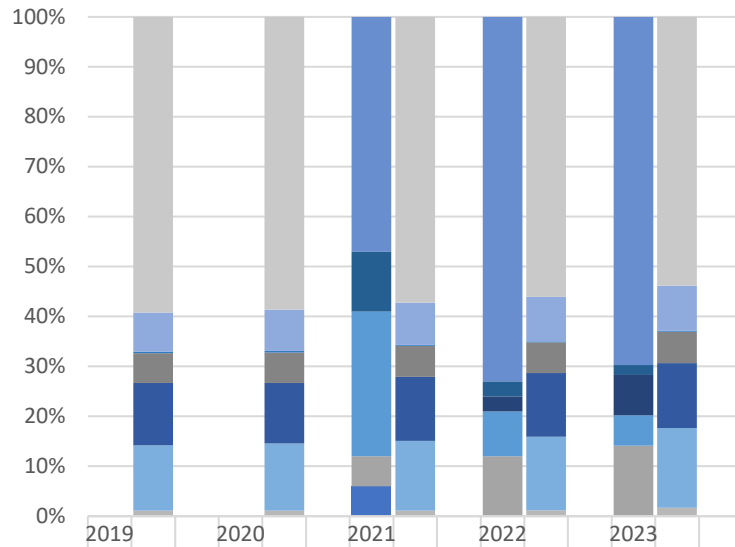
Term	Count of Enrolled Program Majors
Academic Year 2017-2018	
Fall 2018	-
Spring 2019	-
Summer 2019	-
Academic Year 2018-2019	
Fall 2019	-
Spring 2020	-
Summer 2020	-
Academic Year 2019-2020	
Fall 2020	5
Spring 2021	7
Summer 2021	5
Academic Year 2020-2021	
Fall 2021	5
Spring 2022	9
Summer 2022	19
Academic Year 2021-2022	
Fall 2022	17
Spring 2023	20
Summer 2023	12

Note: Students counted for this measure were enrolled at Collin during the specified term and are identified based on their declared major in ZogoTech.





Race by Year



	2019	2020	2021	2022	2023
College White	59%	59%	57%	56%	54%
College Not Reported or Unknown	8%	8%	9%	9%	9%
College Native Hawaiian or Pacific Islander	0%	0%	0%	0%	0%
College Multiple Races	6%	6%	6%	6%	6%
College Black or African American	13%	12%	13%	13%	13%
College Asian	13%	14%	14%	15%	16%
College American Indian or Alaskan Native	1%	1%	1%	1%	2%
Program White	0%	0%	47%	73%	69%
Program Not Reported or Unknown	0%	0%	12%	3%	2%
Program Native Hawaiian or Pacific Islander	0%	0%	0%	0%	0%
Program Multiple Races	0%	0%	0%	3%	8%
Program Black or African American	0%	0%	29%	9%	6%
Program Asian	0%	0%	6%	12%	14%
Program American Indian or Alaskan Native	0%	0%	6%	0%	0%