

Real Estate Management
Program Review, 2022 – 2023 (Resubmission)

Appendices

Appendix A – Section 003 of the Texas Real Estate License Act	page 2
Appendix B – Texas Real Estate Commission License Exam Pass Rate	page 5
Appendix C – Duplicated Enrollment	page 8
Appendix D – Average Section Size by Term	page 9
Appendix E – Texas Labor Market Information	page 10
Appendix F – Real Estate Program Information Sheet	page 11
Appendix G – Awards by Program	page 12
Appendix H – Advisory Committee Minutes and Agenda	page 26
Appendix I – Grade Distribution	page 33
Appendix J – Professional Development	page 46
Appendix K – Previous CIP	page 102
Appendix L – Timed Outline of Principles of Real Estate I	page 106
Appendix M – Contact Hours, Full vs. Part-Time, Fall 2021	page 109
Appendix N – Speaker Series Flyers	page 245
Appendix O – Program Learning Outcomes and Fall 2022 Results	page 275

Sec. 1101.003. QUALIFYING REAL ESTATE COURSES. (a) For purposes of this chapter, "qualifying real estate courses" include:

- (1) agency law, which includes the following topics:
 - (A) the relationship between a principal and an agent;
 - (B) an agent's authority;
 - (C) the termination of an agent's authority;
 - (D) an agent's duties, including fiduciary duties;
 - (E) employment law;
 - (F) deceptive trade practices;
 - (G) listing or buying representation procedures; and
 - (H) the disclosure of agency;
- (2) contract law, which includes the following topics:
 - (A) elements of a contract;
 - (B) offer and acceptance;
 - (C) statute of frauds;
 - (D) remedies for breach, including specific performance;
 - (E) unauthorized practice of law;
 - (F) commission rules relating to use of adopted forms; and
 - (G) owner disclosure requirements;
- (3) principles of real estate, which includes:
 - (A) an overview of:
 - (i) licensing as a broker or sales agent;
 - (ii) ethics of practice as a license holder;
 - (iii) titles to and conveyance of real estate;
 - (iv) legal descriptions;
 - (v) deeds, encumbrances, and liens;
 - (vi) distinctions between personal and real property;
 - (vii) appraisal;
 - (viii) finance and regulations;
 - (ix) closing procedures; and
 - (x) real estate mathematics; and
 - (B) at least three class hours of instruction on federal, state, and local laws relating to housing discrimination, housing credit discrimination, and community reinvestment;
- (4) property management, which includes the following topics:
 - (A) the role of a property manager;
 - (B) landlord policies;
 - (C) operational guidelines;
 - (D) leases;

- (E) lease negotiations;
 - (F) tenant relations;
 - (G) maintenance;
 - (H) reports;
 - (I) habitability laws; and
 - (J) the Fair Housing Act (42 U.S.C. Section 3601 et seq.);
- (5) real estate appraisal, which includes the following topics:
- (A) the central purposes and functions of an appraisal;
 - (B) social and economic determinants of the value of real estate;
 - (C) appraisal case studies;
 - (D) cost, market data, and income approaches to value estimates of real estate;
 - (E) final correlations; and
 - (F) reporting;
- (6) real estate brokerage, which includes the following topics:
- (A) agency law;
 - (B) planning and organization;
 - (C) operational policies and procedures;
 - (D) recruitment, selection, and training of personnel;
 - (E) records and control; and
 - (F) real estate firm analysis and expansion criteria;
- (7) real estate finance, which includes the following topics:
- (A) monetary systems;
 - (B) primary and secondary money markets;
 - (C) sources of mortgage loans;
 - (D) federal government programs;
 - (E) loan applications, processes, and procedures;
 - (F) closing costs;
 - (G) alternative financial instruments;
 - (H) equal credit opportunity laws;
 - (I) community reinvestment laws, including the Community Reinvestment Act of 1977 (12 U.S.C. Section 2901 et seq.); and
 - (J) state housing agencies, including the Texas Department of Housing and Community Affairs;
- (8) real estate investment, which includes the following topics:
- (A) real estate investment characteristics;
 - (B) techniques of investment analysis;
 - (C) the time value of money;

- (D) discounted and nondiscounted investment criteria;
 - (E) leverage;
 - (F) tax shelters depreciation; and
 - (G) applications to property tax;
- (9) real estate law, which includes the following topics:
- (A) legal concepts of real estate;
 - (B) land description;
 - (C) real property rights and estates in land;
 - (D) contracts;
 - (E) conveyances;
 - (F) encumbrances;
 - (G) foreclosures;
 - (H) recording procedures; and
 - (I) evidence of titles;
- (10) real estate marketing, which includes the following topics:
- (A) real estate professionalism and ethics;
 - (B) characteristics of successful sales agents;
 - (C) time management;
 - (D) psychology of marketing;
 - (E) listing procedures;
 - (F) advertising;
 - (G) negotiating and closing;
 - (H) financing; and
 - (I) Subchapter [E](#), Chapter [17](#), Business & Commerce Code;
- and
- (11) real estate mathematics, which includes the following topics:
- (A) basic arithmetic skills and review of mathematical logic;
 - (B) percentages;
 - (C) interest;
 - (D) the time value of money;
 - (E) depreciation;
 - (F) amortization;
 - (G) proration; and
 - (H) estimation of closing statements.



Texas Real Estate Commission

Provider Exam Passage Rates for Sales Agents and Brokers

TREC is required by law to set an exam pass rate benchmark that all approved qualifying education providers must meet to continue to offer qualifying courses. Prospective students may use this information to determine where to take qualifying courses.

The data is calculated monthly and determines the overall average first-time pass rate (OPR) for all students who have taken the licensing exam. The status of a provider is determined by calculating 80% of the current OPR and comparing that to the pass rate for a provider. For example, **if the OPR for all providers is 60%**, the minimum pass rate for any education provider to remain in good standing is 48%. In other words, 80% of the OPR equals the minimum pass rate.

(60% OPR x 80% = 48% Minimum Pass Rate)

If a student took the majority of his or her qualifying courses from the same provider in the two years prior to taking the exam for the first time, the student's exam results are counted and attributed to that provider.

Education providers must apply for re-approval every four years. When a provider seeks re-approval, the Commission uses their exam pass rate to determine if they are in good standing, subject to probation or subject to revocation. Education providers are also required to submit an annual fee application every year, at which time their exam pass rate is reviewed. If the pass rates are low at that time, TREC reminds them to be aware of their ranking.

NOTE: The Commission has determined that it is misleading to include the information provided in this chart in any advertisement unless the advertisement also contains the percentage results shown below and the number of exams taken and passed in the same type size and prominence in the advertisement.

Education Providers (11/1/2020 to 10/31/2022)

School Name	Overall Pass Rate	MPR	+/- MPR	Sales Agent Exam Count	Sales Agent Exams Passed	Sales Agent Pass Rate	Broker Exam Count	Broker Exams Passed	Broker Pass Rate
Overall Provider Statistics	59.78%	47.82%	0.00%	47,587	28,437	59.76%	2,495	1,504	60.28%
!! A Fast Track Realty School !!	63.22%		+15.40%	84	52	61.90%	3	3	100.00%
!! AYPORealEstate.com !!	69.79%		+21.97%	668	468	70.06%	4	1	25.00%
360training.com, Inc.	45.70%		-2.12%	1,190	547	45.97%	136	59	43.38%
AbsoluteCE	68.00%		+20.18%	45	31	68.89%	5	3	60.00%

School Name	Overall Pass Rate	MPR	+/- MPR	Sales Agent Exam Count	Sales Agent Exams Passed	Sales Agent Pass Rate	Broker Exam Count	Broker Exams Passed	Broker Pass Rate
Overall Provider Statistics	59.78%	47.82%	0.00%	47,587	28,437	59.76%	2,495	1,504	60.28%
Academy of Real Estate of El Paso	33.79%		-14.03%	512	173	33.79%	0	0	n/a
AceableAgent	74.68%		+26.86%	10,151	7,584	74.71%	21	12	57.14%
Allied Business Schools	47.83%		+0.01%	551	262	47.55%	24	13	54.17%
Champions School of Real Estate, LTD	55.96%		+8.14%	24,633	13,731	55.74%	1,437	859	59.78%
Colibri Real Estate, LLC	56.68%		+8.86%	2,128	1,212	56.95%	42	18	42.86%
Continuing Education for Licensing, Inc.	44.30%		-3.52%	145	64	44.14%	13	6	46.15%
Dripping Springs Independent School District	16.67%		-31.15%	6	1	16.67%	0	0	n/a
Ford High School	0.00%		-47.82%	6	0	0.00%	0	0	n/a
Kaplan Real Estate Education	62.94%		+15.12%	1,592	1,005	63.13%	43	24	55.81%
Learn Texas Real Estate Online	86.90%		+39.08%	145	126	86.90%	0	0	n/a
Legends Real Estate School, LLC	44.19%		-3.63%	43	19	44.19%	0	0	n/a
License Lion	57.14%		+9.32%	7	4	57.14%	0	0	n/a
Mbition Learn Real Estate	61.76%		+13.94%	68	42	61.76%	0	0	n/a
Onward School of Real Estate, LLC	69.57%		+21.75%	23	16	69.57%	0	0	n/a
Pioneer School of Real Estate LLC	70.45%		+22.63%	44	31	70.45%	0	0	n/a
Purvis Real Estate Training Institute	48.17%		+0.35%	217	105	48.39%	1	0	0.00%

School Name	Overall Pass Rate	MPR	+/- MPR	Sales Agent Exam Count	Sales Agent Exams Passed	Sales Agent Pass Rate	Broker Exam Count	Broker Exams Passed	Broker Pass Rate
Overall Provider Statistics	59.78%	47.82%	0.00%	47,587	28,437	59.76%	2,495	1,504	60.28%
Real Estate Training and Technology Licensing School	32.71%		-15.11%	107	35	32.71%	0	0	n/a
REALTOR Academy	45.17%		-2.65%	407	185	45.45%	7	2	28.57%
Texas REALTORS	68.64%		+20.82%	0	0	n/a	118	81	68.64%
Texas State Online Real Estate, LLC	70.00%		+22.18%	149	104	69.80%	1	1	100.00%
The CE Shop LLC	67.88%		+20.06%	1,677	1,138	67.86%	493	335	67.95%
The Real Estate Business School	52.10%		+4.28%	2,370	1,226	51.73%	102	62	60.78%
Train Agents, Inc.	40.65%		-7.17%	431	171	39.68%	34	18	52.94%
VanEd	57.06%		+9.24%	160	91	56.88%	10	6	60.00%
Zarco Real Estate Academy, LLC	100.00%		+52.18%	8	8	100.00%	0	0	n/a

Description of Rankings

In Good Standing (Provider License Status: Active)

First-time pass rate of at least 80% of the OPR for that license category.

Subject to Probation (Provider License Status: Probation)

First-time pass rate at 50% or greater, but lower than 80% of the OPR for that license type. A provider who is "Subject to Probation" when filing an application for subsequent approval will be placed on probation and reviewed at the time the provider's annual operating fee is due. A provider who is "Subject to Probation" at the time it submits the annual fee will remain on probation. If the provider is "In Good Standing" at the time it submits the annual fee it will be removed from probation.

Subject to Disapproval or Revocation (Provider License Status: Revoked)

First-time pass rate below 50% of the OPR for that license type. A provider who is "Subject to Disapproval or Revocation" when filing an application for subsequent approval will be disapproved. A provider with a probationary license who is "Subject to Disapproval or Revocation" at the time it submits the annual fee will have its license revoked.



**Collin County Community College District
Program Review 2021 - 2022**

Duplicated Enrollment in Courses by Term
Academic Years 2017 - 2018 through 2020 - 2021

Real Estate Management

Counts of Course Enrollments by Academic Year

Courses	Title	2017	2018	2019	2020	2021
BMGT1305	Communications in Management	131	139	209	210	266
BUSG2309	Sm Bus Mgmt/Entreprnrshp	154	191	224	263	262
MRKG1301	Customer Relationship Mgmt	66	47	96	74	55
MRKG2349	Advertising & Sales Promotion	71	65	47	48	75
RELE1300	Contract Forms and Addenda	57	61	56	57	90
RELE1301	Principles of Real Estate I	258	256	245	245	296
RELE1311	Law of Contracts	101	70	85	92	112
RELE1319	Real Estate Finance	104	82	79	118	112
RELE1321	Real Estate Marketing	-	-	-	-	-
RELE1325	Not Delivered	-	-	-	-	-
RELE1338	Principles of Real Estate II	146	113	134	123	142
RELE1380	Co-op Ed - Real Estate	3	-	-	-	-
RELE2301	Law of Agency	95	74	69	74	90

Note: The program course list is based on the 2020-2021 catalog. Core courses may be excluded from the list for this program.



Collin County Community College District
Program Review 2021 - 2022

Average Section Size by Term
Academic Years 2017 through 2021

Real Estate Management

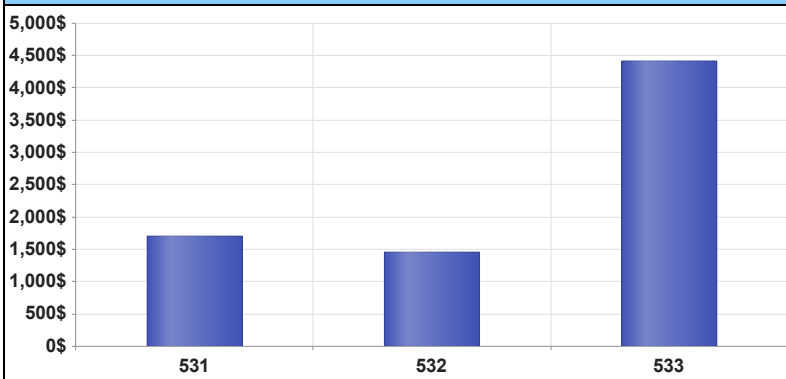
Courses	AY2017				AY2018				AY2019				AY2020			AY2021		
	Fall 2016	Winter 2016	Spring 2017	Summer 2017	Fall 2017	Winter 2017	Spring 2018	Summer 2018	Fall 2018	Winter 2018	Spring 2019	Summer 2019	Fall 2019	Spring 2020	Summer 2020	Fall 2020	Spring 2021	Summer 2021
BMGT1305	26	-	29	25	29	-	30	23	25	-	28	25	25	27	25	30	35	72
BUSG2309	27	-	26	23	25	-	22	24	20	-	20	23	24	24	22	21	32	42
MRKG1301	26	-	15	-	28	-	19	-	24	-	25	-	26	23	-	30	25	-
MRKG2349	25	-	15	-	18	-	15	-	23	-	24	-	24	24	-	27	24	24
RELE1300	8	-	13	9	10	-	10	2	11	-	10	5	15	14	-	12	11	20
RELE1301	15	-	14	7	15	-	13	15	13	-	17	12	17	16	28	20	20	36
RELE1311	17	-	13	6	13	-	11	4	18	-	19	6	18	16	24	19	16	14
RELE1319	16	-	16	9	14	-	12	4	11	-	12	10	13	11	25	14	13	18
RELE1321	-	-	-	-	-	-	-	-	-	-	-	-	-	-	-	-	-	-
RELE1325	-	-	-	-	-	-	-	-	-	-	-	-	-	-	-	-	-	-
RELE1338	12	-	9	5	12	-	10	8	14	-	15	16	15	13	11	14	12	25
RELE2301	14	-	11	11	17	-	8	7	10	-	15	5	15	14	18	14	14	21

Note: Averages rounded to the nearest full number. Values appearing in red emphasize courses with fewer than 15 average enrollments in that term. Core courses, co-op courses and private study courses may be excluded from section enrollment averages. Enrollment retrieved from the ZogoTech data system. The program course list is based on the 2020-2021 academic catalog.

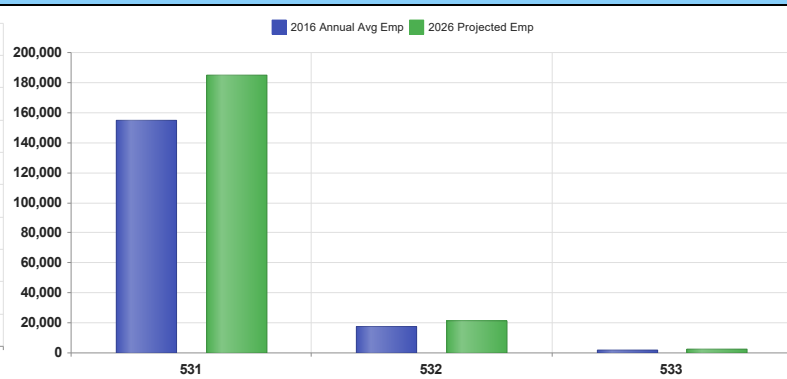
Texas Industry Profile for Real Estate Rental and Leasing

This sector comprises establishments primarily engaged in renting, leasing, or otherwise allowing the use of tangible or intangible assets, and establishments providing related services. The major portion of this sector comprises establishments that rent, lease, or otherwise allow the use of their own assets by others. The assets may be tangible, as is the case of real estate and equipment, or intangible, as is the case with patents and trademarks. Components: Real Estate-NAICS 531, Rental and Leasing Services-NAICS 532, Lessors of Nonfinancial Intangible Assets (except Copyrighted Works)-NAICS 533

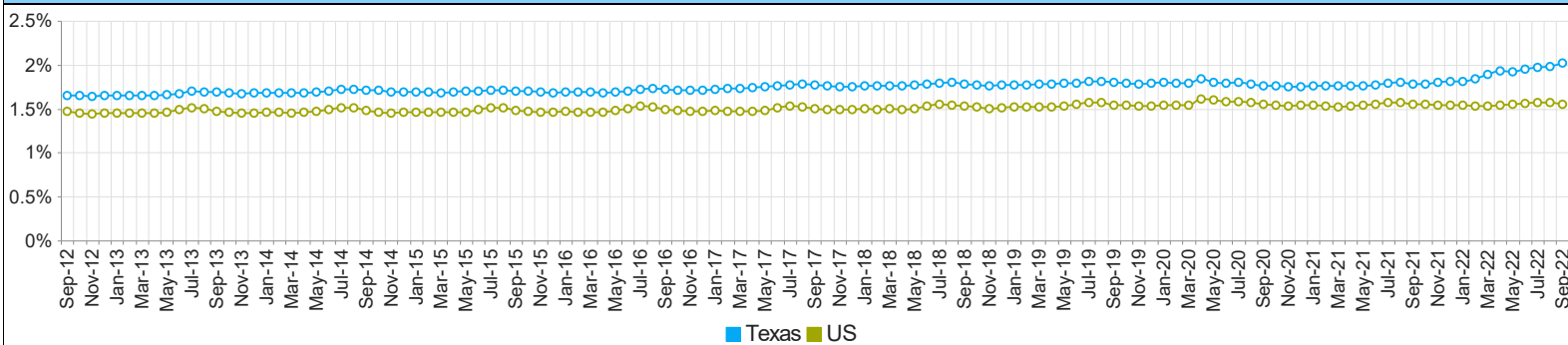
Average Weekly Wage (First Quarter 2022)



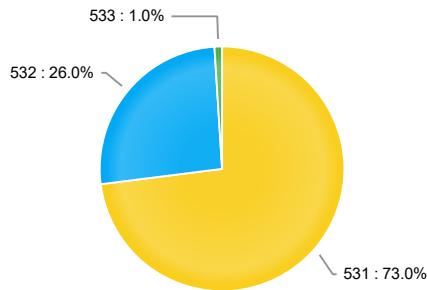
Projected Industry Employment (2020 to 2030)



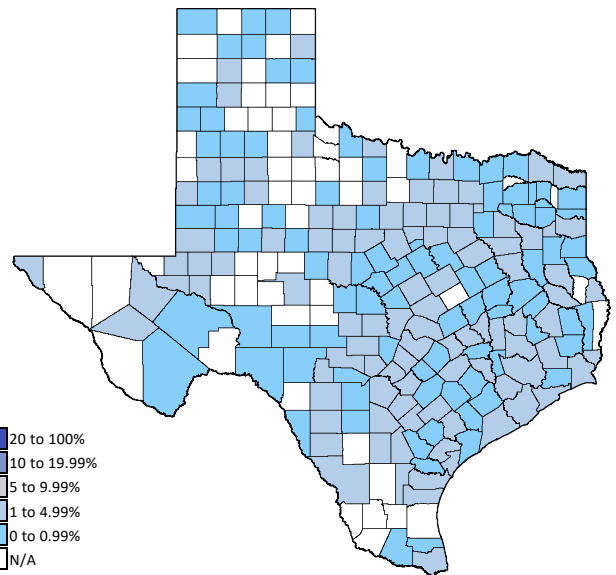
Industry Employment as a Percentage of Total Nonfarm Employment



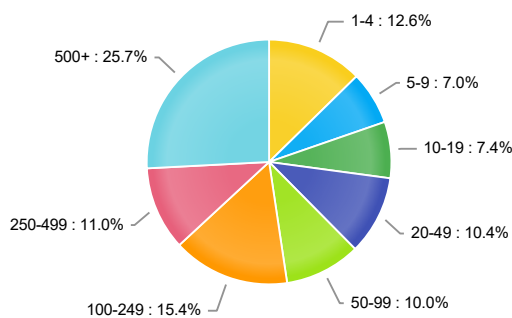
Industry Subsection by Employment (First Quarter 2022)



Industry Employment as a Percentage of County Employment (First Quarter 2022)



Size Class by Employment (First Quarter 2022)





Real Estate Management



Find your dream career in Real Estate. The buying, selling, leasing, and management of real estate is fundamental to all residential, commercial, and agricultural activity in the United States. Licensed real estate professionals can use their entrepreneurial drive to create a thriving business. Some graduates pursue careers as professional real estate investors. Their knowledge can also be applied in full-time positions within corporations, non-profit organizations, or governmental agencies as in-house real estate experts.

About Collin College's Program

The Real Estate Management Associate of Applied Science degree and Real Estate Salesperson certificate are designed to prepare students for careers as real estate professionals. In as little as one semester, students can acquire the education necessary to obtain a Texas real estate license and begin a new career. Students will have the opportunity to work with highly-qualified faculty with a wide variety of backgrounds in the real estate industry.

Program Features

All courses taken for the Real Estate Salesperson certificate also apply to the Associate of Applied Science (AAS) degree. A Real Estate Salesperson certificate qualifies you to take the real estate license exam from the Texas Real Estate Commission to obtain a Sales Agent license. The AAS degree in Real Estate Management from Collin College provides the additional education necessary to obtain a Real Estate Broker license or pursue a bachelor's degree.



Learn more at

www.collin.edu/departments/realestate/

Collin College is an equal opportunity institution and provides educational and employment opportunities without discrimination on any basis protected by applicable law.

Published 1/27/22. Information is subject to change.

For the latest version, visit www.collin.edu/academics/info/.

15035-22PB

Choose Your Education

**Associate of Applied Science
Real Estate Management
(60 credit hours)**

**Certificate Level 1
Real Estate Salesperson
(18 credit hours)**

Career Outlook

Real Estate Agent
Average salary: \$79,000
21.2% growth

Real Estate Broker
Average Salary: \$83,900
21.1% growth

Real Estate Manager
Average Salary: \$83,800
21.5% growth



**Collin County Community College District
Program Review 2021 - 2022**

Award Completion by Program*

Academic Years 2017 - 2018 through 2020 - 2021

Award Type	Major Code	Counts of Awards by Academic Year					Total
		2017	2018	2019	2020	2021	
Animation & Game Art		46	32	24	68	48	218
<i>Certificate</i>		19	17	12	28	25	101
	AN3D	4	1	2			7
	ANGA	4	12	9	27	25	77
	ANIG	8	2	1			11
	ANIM	3	2		1		6
<i>Degree</i>		19	14	11	24	23	91
	AN3D	4		2			6
	ANGA	4	11	8	23	23	69
	ANIG	8	1	1	1		11
	ANIM	1	2				3
	ANMT	2					2
<i>ESC</i>		1	1	1	2		5
	AGAA	1	1	1	2		5
<i>OSA</i>		7			14		21
	ANMN	7			14		21
Associate of Arts		1,125	960	1,175	1,860	1,819	6,939
<i>Degree</i>		1,125	960	1,175	1,860	1,819	6,939
	GENA	1,125	960	1,175	1,860	1,819	6,939
Associate of Arts in Teaching		80	81	114	141	133	549
<i>Degree</i>		80	81	114	141	133	549
	CM48	3	3	3	6	3	18
	ECG6	22	2				24
	ECG8	10	2	1			13
	ECH6	27	48	79	74	78	306
	ECSE	1	1	1			3
	G6EC	2					2
	H812	15	25	30	61	52	185
Associate of Science		862	793	1,039	1,187	1,151	5,032
<i>Degree</i>		862	793	1,039	1,187	1,151	5,032
	GENS	862	793	1,039	1,187	1,151	5,032
Automotive Technology						18	18
<i>Certificate</i>						18	18
	AUMT					18	18
Biotechnology		1	3	3	6	5	18
<i>Certificate</i>		1	3	3	6	5	18
	ABTE			1	1	3	5
	BITE	1	3	1	3		8
	BTEC			1	2	2	5

*Only programs with awards are included in the report.

Award Type	Major Code	Counts of Awards by Academic Year					Total
		2017	2018	2019	2020	2021	
Business		353	390	483	513	506	2,245
<i>Certificate</i>		174	199	235	254		862
	BUFS	174	199	235	254		1,025
<i>Degree</i>		179	191	248	259	258	1,135
	BUFS	39	11				50
	BUSS	140	180	248	259	258	1,086
<i>Field of Study</i>						248	248
	BUFS					248	248
Business Management		52	57	95	92	105	401
<i>Certificate</i>		28	35	61	55	67	246
	BMGT	24	33	55	45	67	228
	BMHR		2	6	10		18
<i>Degree</i>		24	22	34	37	38	155
	BMGT	6					6
	BMHR			4	4		8
	BUSM	18	22	30	33	38	141
Business Office Support Systems		35	29	25	38	38	165
<i>Certificate</i>		10	10	10	11	6	47
	BOSS		3	5	7	6	21
	MOFS	2	2	3	2		9
	OFST	5	4	2	2		17
	POFT	3	1				4
<i>Degree</i>		10	6	6	8	5	35
	BOSS			4	4	5	13
	OFST	6	4	2	4		16
	POFT	4	2				6
OSA		15	13	9	19	27	83
	ACSP	6	8	3	2	12	31
	BOSS		2	6	17	15	40
	OSTA	9	3				12
Collision Technology						1	1
<i>Degree</i>						1	1
	ABDR					1	1
Communication Design		51	54	43	59	33	240
<i>Certificate</i>		10	28	21	31	17	107
	COMD					1	1
	GDPR		20	8	1		29
	GRDE		5	13	30	16	64
	GRDS	3	1				4
	GRDW	6	2				8
	GRWB	1					1

Award Type	Major Code	Counts of Awards by Academic Year					Total
		2017	2018	2019	2020	2021	
Communication Design							
<i>Degree</i>		8	26	22	28	16	100
	GDPR	1	16	8	2		27
	GDWB	1					1
	GRDE		5	14	26	16	61
	GRDS	1	1				2
	GRDW	5	4				9
	ESC	3					3
	UEXD	3					3
<i>OSA</i>		30					30
	GRDS	9					9
	WIAM	21					21
Communication		54	48	71	103	86	362
<i>Certificate</i>		27	26	33	50		136
	CAPR	18	2	4	13		37
	CJMC	4	4	5	12		25
	CMMT	23	16	17	16		72
	CRBJ	8	4	7	9		28
<i>Degree</i>		27	22	38	53	39	179
	CAPR	9	3	4	13	3	32
	CJMC	3	3	6	12	7	31
	CMMT	9	11	19	19	16	74
	CMST	1					1
	CRBJ	5	5	9	9	13	41
<i>Field of Study</i>						47	47
	CAPR					9	9
	CJMC					11	11
	CMMT					13	13
	CRBJ					14	14
Computer Networking		50	62	200	142	279	733
<i>Certificate</i>		22	29	44	31	37	163
	ACCN				1		1
	ACSC	7	6				13
	CADS	4	7	1	1		13
	CGTE	2		1			3
	CNSI		3	11	4	6	24
	CNSS			1	1		2
	CNST		1				1
	CPAS	1					1
	CPMC	2					2
	CTSF	9	9				18
	ENFS		1	13	3	8	25

Award Type	Major Code	Counts of Awards by Academic Year					Total
		2017	2018	2019	2020	2021	
Computer Networking							
	ENPI		1	5	1	4	11
	ESPI			2	3	5	10
	ESPS				1		1
	ESTS			1	1		2
	ISPI			4	5	7	16
	ISTI		1	5	10	7	23
<i>Degree</i>		16	16	14	10	14	70
	CGTE	2					2
	CNIF		1	5	3	6	15
	CNIT		1	5	4	7	17
	CNSY				1	1	2
	CPNT	8	9	2	1		20
	CSCN	6	5	2	1		14
	ESC			1	1	6	8
	ENPS			1	1	6	8
<i>OSA</i>		12	17	141	100	222	492
	CCNT		1				1
	CNSI		1	141	100	222	464
	CSCN	12	15				27
Computer Science		35	60	70	86	88	339
<i>Certificate</i>		18	30	35	45		128
	CPSC				3		3
	CSFS	11	16	21	22		81
	JAVA	7	14	14	20		61
<i>Degree</i>		17	30	35	41	43	166
	CPFC	8	11	22	21	11	73
	CPLU	1					1
	CPSC				3	24	27
	CSFJ	5	13	13	17	8	56
	CSFS	1	5				6
	JAVA	2	1				3
<i>Field of Study</i>						45	45
	CPSC					28	28
	CSFS					9	9
	JAVA					8	8
Computer Systems		25	37	71	47	83	263
<i>Certificate</i>		9	11	19	11	27	77
	CDBA	1	1				2
	CINF	1	2	2			5
	CMSU		1	3	5	6	15
	CPSY	4				1	5
	DATA		1	4	2	8	15

Award Type	Major Code	Counts of Awards by Academic Year					Total
		2017	2018	2019	2020	2021	
Computer Systems							
	ISYS		2	7	4	12	25
	SFDS		1				1
	SFJV	1	2	1			4
	SFWD	2	1	2			5
<i>Degree</i>		11	8	14	10	23	66
	CCSD	2					2
	CDBA	1	1	3	1	7	13
	CINF	2					2
	CISY		3	7	4	11	25
	CJAV	2	1				3
	CJVA		1				1
	CPSY	2	1	2	5	5	15
	CSCS		1	1			2
	CSYS	2		1			3
<i>OSA</i>		5	18	38	26	33	120
	COAA	3	10	35	20	25	93
	DBAA	1					1
	HDSK	1	8	3	6	8	26
Computer-Aided Drafting & Design		27	37	87	35	42	228
<i>Certificate</i>		16	17	13	17	18	82
	ACDD			4	8	7	19
	CADD	12	7	1			21
	CDDS	1	1				2
	DFTG		9	8	9	11	37
	MCDD	3					3
<i>Degree</i>		10	9	10	4	7	40
	CADD	8	7	10	4	7	36
	CDDS	1	1				2
	DFTG	1	1				2
	ESC			1			1
	CPDD			1			1
<i>OSA</i>		1	11	63	14	17	106
	ATCD	1	11	63	14	17	106
Construction Management				1	48	51	100
<i>Certificate</i>					9	29	38
	COMR				5	15	20
	RCCM				4	14	18
<i>Degree</i>					5	15	20
	COMT				5	15	20
<i>OSA</i>				1	34	7	42
	COMA			1	34	7	42

Award Type	Major Code	Counts of Awards by Academic Year					Total
		2017	2018	2019	2020	2021	
Core Curriculum		2,934	3,130	3,328	3,669	3,618	16,679
Core Certificate		2,934	3,130	3,328	3,669	3,618	16,679
	CORE	2,934	3,130	3,328	3,669	3,618	16,679
Criminal Justice		84	117	102	163	127	593
Certificate		43	63	52	77		235
	CJFS	43	63	52	77		275
Degree		41	54	50	86	57	288
	CJFS	13	3	1			17
	CRMF	28	51	49	86	57	271
Field of Study						70	70
	CJFS					70	70
Culinary Arts		32	30	29	21	30	142
Certificate		25	20	18	14	20	97
	CULA	25	20	18	14	20	100
Degree		7	10	11	7	10	45
	CART	7	10	11	7	10	45
Dental Hygiene		15	15	14	15	15	74
Degree		15	15	14	15	15	74
	DHYG	1			1		2
	DTHY	14	15	14	14	15	72
Diagnostic Medical Sonography					9	14	23
Degree					9	14	23
	DMSO				9	14	23
Early Childhood Educator		18	25	29	16	18	106
Certificate		5	15	16	7	5	48
	CDAS		1	3	1	2	7
	CDEC	4	1				5
	CHTE	1		3			4
	CLDV		8	6	5	2	21
	ECED		5	3	1		9
	ECHE			1		1	2
Degree		6	7	7	5	4	29
	CDEC	1					1
	CLDD	5	7	6	3	3	24
	ECHE			1	2	1	4
OSA		7	3	6	4	9	29
	CDAM	3					3
	CDEV	4	3	3	1	5	16
	ECHA			1			1
	SEDU			2	3	4	9

Award Type	Major Code	Counts of Awards by Academic Year					Total
		2017	2018	2019	2020	2021	
Electrical Engineering				1	1		2
<i>Certificate</i>				1	1		2
	EEFS			1	1		2
Electronic Engineering Technology		12	6	15	14	11	58
<i>Certificate</i>		7	3	6	7	5	28
	EETE	7	3	6	7	5	28
<i>Degree</i>		5	3	9	7	6	30
	EETE	1					1
	ELEE	4	3	9	7	6	29
Emergency Medical Services Professions		110	353	336	163	229	1,191
<i>Certificate</i>		22	90	110	83	48	353
	AEMT		36	66	45		147
	EMSP	22	18			48	88
	EPAR		36	44	38		118
<i>Degree</i>		4	6	7	4	5	26
	EMDS	4	6	7	4	5	26
OSA		84	257	219	76	176	812
	EMED	84	257	219	76	176	816
Engineering		25	23	35	35	26	144
<i>Certificate</i>		12	13	19	18		62
	EGFS	12	13	19	18		74
<i>Degree</i>		13	10	16	17	14	70
	EEFS					4	4
	EGNF	12	10	16	17	9	64
	ENGF	1					1
	MEFS					1	1
<i>Field of Study</i>						12	12
	EEFS					4	4
	EGFS					8	8
Fine Arts						1	1
<i>Field of Study</i>						1	1
	FIAR					1	1
Fire Academy		51	71	65	36		223
<i>Certificate</i>		50	70	56	34		210
	FIRE	50	70	56	34		214
<i>Degree</i>		1	1	9	2		13
	FIRB	1	1	9	2		13
Fire Science		16	10	27	6	97	156
<i>Certificate</i>		2	3	14	3	90	112
	FIRE					23	23
	FIRO			1			1
	FIRT	2					2
	FOFF		3	13	3	1	20

Award Type	Major Code	Counts of Awards by Academic Year					Total
		2017	2018	2019	2020	2021	
Fire Science							
	FRSC					66	66
<i>Degree</i>		2	2	5	1	6	16
	FIOC	1					1
	FIRB					1	1
	FIRC	1	2	5	1	2	11
	FRSC					3	3
<i>OSA</i>		12	5	8	2	1	28
	FICD	8	5	8	2	1	24
	FOCD	4					4
Geospatial Information Science (GIS)							
<i>Certificate</i>		9	11	9	11	7	47
	GEOS	1	1				2
	GPIS	8	10	9	11	7	46
<i>Degree</i>		2	2	1	3	4	12
	GPIS	2	2	1	3	4	12
Health Information Management							
<i>Certificate</i>		37	55	31	27	16	166
	HIFI				1	16	17
	MECD	37	55	31	26		149
<i>Degree</i>		27	27	17	7	29	107
	HIMG	27	27	17	7	27	106
	HINM					2	2
Health Information Management - Medical Coding & Billing							
<i>Certificate</i>				1		56	57
				1		56	57
	MECD					56	56
	MEDC			1			1
Health Professions							
<i>Certificate</i>		22	83	11	57	19	192
	CRNA	12	23	3	26	11	75
	ELEK	2	14	4	25	3	48
	EMTE				1		1
	PBLY		25	2	4	5	36
	PCAR	8	21	2	1		32
<i>Degree</i>			1	3	4	13	21
	CNRA				2	8	10
	ELKG			1	2	4	7
	EMRT					1	1
	PCAT		1	2			3
<i>OSA</i>		75	73	9	66	47	270
	CERN				9	14	23
	CNUR				22		22
	ELGR	25	23	3	25	4	80

Award Type	Major Code	Counts of Awards by Academic Year					Total
		2017	2018	2019	2020	2021	
Health Professions							
	NURA	26	3	1	2		32
	PBTM	13	28	3	7	10	61
	PCRT	11	19	2	1	19	52
Heating, Ventilation, Air-Conditioning (HVAC)			12	33	56	160	261
<i>Certificate</i>			12	31	49	152	244
	HVA1		12	28	2	138	180
	HVA2			3	8	14	25
	HVAE				31		31
	HVAR				8		8
<i>Degree</i>				2	7	8	17
	HVAC			2	7	8	17
Hospitality & Food Service Management		52	20	29	30	44	175
<i>Certificate</i>		23	12	16	19	36	106
	HRMT			7	11		18
	HRSM	16	5	4	2	26	53
	MEMT			1	5		6
	MEVM	7	7	4	1	10	29
<i>Degree</i>		29	8	13	11	8	69
	HFDS	21	3	9	7	7	47
	HFME	8	5	4	4	1	22
Human Resources and Organizational Management						19	19
<i>Certificate</i>						13	13
	BMHC					13	13
<i>Degree</i>						6	6
	BMHR					6	6
Information Systems Cybersecurity		46	61	70	71	156	404
<i>Certificate</i>		23	31	35	36	88	213
	ISCY	19	26	30	29	74	178
	ISPF	4	5	5	7	14	35
<i>Degree</i>		23	30	35	35	68	191
	ICYB	22	28	35	34	68	187
	ISCY	1	2		1		4
Interior Design		3	47	17	35	38	140
<i>Certificate</i>		3	26	9	17	14	69
	AIND			1	3	1	5
	GINA		1				1
	GRA1	3	8		2	1	14
	GRA2		2	1		3	6
	GRD1		8	2	3		13
	GRD2		7	3	1		11
	INDE			2	8	9	19

Award Type	Major Code	Counts of Awards by Academic Year					Total
		2017	2018	2019	2020	2021	
Interior Design							
<i>Degree</i>			9	6	5	8	28
	GRAD		4	1		3	8
	GRID		5	4	2		11
	INDE			1	3	5	9
<i>OSA</i>			12	2	13	16	43
	GADS		3			2	5
	GRIT		9	1	2		12
	INDE			1	11	14	26
Interpreter Education Program (IEP)		30	33	23	35	31	152
<i>Certificate</i>		16	19	11	22	17	85
	ASLI	8	18	11	22	17	77
	SLNG	8	1				9
<i>Degree</i>		14	14	12	13	14	67
	IEPP	5	12	12	13	14	57
	INDF	4	2				6
	INTP	2					2
	SLNG	3					3
Marketing		7	7	12	16	15	57
<i>Certificate</i>		4	4	8	8	12	36
	ENTR				1		1
	MARK	3	4	8	7	12	34
	MRKT	1					1
<i>Degree</i>		3	3	4	8	3	21
	MKTT	3	3	4	8	3	21
Medical Assisting						58	58
<i>Certificate</i>						19	19
	MDCA					19	19
<i>Degree</i>						1	1
	MDCA					1	1
<i>OSA</i>						38	38
	MDCA					38	38
Music, Commercial		39	31	19	18	28	137
<i>Certificate</i>		26	17	13	12	22	92
	AUEN	22	14	6	6	12	62
	AULV	2	2	6	4	7	21
	MBSS	1	1	1	2	3	8
	MUBU	1					1
<i>Degree</i>		13	14	6	6	6	45
	CMMS	11	14	6	6	6	43
	COMU	2					2

Award Type	Major Code	Counts of Awards by Academic Year					Total
		2017	2018	2019	2020	2021	
Music		15	18	15	17	9	74
Certificate		9	8	8	9		34
	MSIC			4	5		9
	MUSC	9	8	4	4		34
Degree		6	10	7	8	4	35
	MSIC	4	10	7	8	4	33
	MUSC	2					2
Field of Study						5	5
	MUSC					5	5
Nursing RN		185	157	201	189	123	855
BSN						28	28
	BNUR					28	28
Degree		185	157	201	189	95	827
	NIGP	43					43
	NLVN					28	28
	NRSG	25	28	32	10	1	96
	NURG	1					1
	NURS	116	129	169	179	66	659
Paralegal-Legal Assistant		52	42	57	36	60	250
Certificate		28	28	35	21	36	148
	LGLA	4	2				6
	PALC	4	18	28		1	52
	PALG	20	8	7	21	35	92
Degree		24	14	22	15	24	99
	LGLA	6	1				7
	PALG	18	13	22	15	24	93
Pastry Arts		41	30	31	20	28	150
Certificate		21	18	21	15	21	96
	APAT			2	4	2	8
	PART	8	14	18	10	19	69
	PASA	13	4	1	1		19
Degree		20	12	10	5	7	54
	HFDS	8	1	1			10
	PASA	12	11	9	5	7	44
Photography, Commercial		18	14	28	17	13	90
Certificate		6	9	19	13	8	55
	CMPH	3	2	2			7
	CPPS			6	5	5	16
	CPSP		6	10	8	3	27
	PHTC	3	1	1			5
Degree		4	5	8	4	5	26
	CMOH	4	3	2			9
	COPH		1	6	4	5	16

Award Type	Major Code	Counts of Awards by Academic Year					Total
		2017	2018	2019	2020	2021	
Photography, Commercial							
	PHTC		1				1
OSA		8		1			9
	STDM	8					8
	STDP			1			1
Police Academy - CE		41	33	47	27	39	39
Certificate		41	33	47	27	39	39
	CJLE	41	33	47	27	39	39
Political Science						7	7
Field of Study						7	7
	PSFS					7	7
Polysomnographic Technology		21	13	3	9	9	55
Certificate		5	5				10
	POLY	5	5				10
Degree		16	8	3	9	9	45
	POLY	16	8	3	9	9	45
Pre-Fire Officer		2					2
Certificate		2					2
	PFIO	2					2
Real Estate Management		28	99	25	46	53	251
Certificate		21	96	19	44	47	227
	REBK	1					1
	RELE	20	96	19	44	47	271
Degree		7	3	6	2	6	24
	REAL	4	3	5	2	6	20
	RELE	3		1			4
Rehabilitation Aide						20	20
OSA						20	20
	REHA					20	20
Respiratory Care		20	18	16	20	17	91
Degree		20	18	16	20	17	91
	RSPC	20	17	16	20	17	90
	RSPT		1				1
Sociology						17	17
Field of Study						17	17
	SOCF					17	17
Supply Chain Management			4		18	36	58
Certificate			4		14	25	43
	SCML				7	14	21
	SCMP		4		7	11	22
Degree					4	11	15
	SCMC				4	11	15

Award Type	Major Code	Counts of Awards by Academic Year					Total
		2017	2018	2019	2020	2021	
Surgical Technology		13	35	46	23	38	155
ATC						5	5
	ATCS					5	5
Certificate		3	15	26	8	10	62
	ATCS			7	5	1	13
	CSPR	3	15	19	3	9	51
Degree		10	20	20	15	23	88
	SGTE	10	20	19	13	23	85
	SRGT			1	2		3
Urban Sustainable Agriculture						1	1
Certificate						1	1
	USAG					1	1
Veterinary Assistant - CE		13	22	9		4	48
Certificate		13	22	9		4	48
	VETA	13	22	9		4	48
Video Production		9	3	17	17	21	67
Certificate		4		7	9	11	31
	DGIV	4		1			5
	VIDE			6	9	11	26
Degree		5	3	10	8	10	36
	DGIV	5	3	5	1		14
	VIDE			5	7	10	22
Web and Mobile Development		23	14	34	77	117	265
Certificate		11	2	12	16	35	76
	CNET			3			3
	EBAM			1			1
	EBCN	2					2
	EBIO	4			1		5
	EBUS	1					1
	EWBT			5	2		7
	FEWD			2	7	15	24
	FSWB				3	11	14
	MAPD		1				1
	MOAD			1	1	9	11
	WBDV	4	1				5
	WEBD	1					1
Degree		8	3	7	7	9	34
	EBCN	1	1	2			4
	EBIO	1			1		2
	EBMO		1	1			2
	EBUS	1					1

Award Type	Major Code	Counts of Awards by Academic Year					Total
		2017	2018	2019	2020	2021	
Web and Mobile Development							
	EBWD	5	1	3	3		12
	WEMO			1	3	9	13
OSA		4	9	15	54	73	155
	IAWP	1					1
	JSCD			1	10	18	29
	NEWD			1	4	10	15
	WCOM	3	9	12	1		25
	WEFO			1	39	45	85
Welding						130	130
Certificate						127	127
	WELD					127	127
Degree						3	3
	WELD					3	3

Collin College Advisory Committee
<Committee Name (Real Estate Management)>

MINUTES

CHAIRPERSON: Sharon Borgne		
MEETING DATE: 4-19-2022	MEETING TIME: 2:00pm	MEETING PLACE: Zoom
RECORDER: Grace Fox		PREVIOUS MEETING: 10-5-2021

Members Present (Yes/No)		Ex-Officio Members Present (Yes/No)		Invited Guests Present (Yes/No)	
Name/Title		Name/Title		Name/Title	
Kevin Alaimo Broker ERA StarCrest Realty	No	Cheryl Childress Adjunct Collin College	Yes		
Ivy Boland Broker-Manager REMAX Dallas Suburbs	No	LaToya Flanigan Adjunct Collin College	Yes		
Sharon Borgne Associate REMAX-Dallas Premier Properties	Yes	Grace Fox Admin / Scribe Collin College	Yes		
Brad Boswell Owner Town Square Mortgage & Investment	Yes	Richard Helgeson Adjunct Collin College	No		
Cristina Botero Broker-Manager Botero-Miller Realty	Yes	William Kukla Professor Collin College	Yes		
Mary Leidy CEO Collin County Association of Realtors	Yes	Craig Leverette Provost Collin College Frisco Campus	No		
Terri Macaluso Managing Broker Coldwell Banker	Yes	Raul Martinez AVP P-12 Collin College	Yes		
Mary Milford Retired	Yes	Robert McLeroy Professor / Discipline Lead Collin College	Yes		
Marc Miller Dallas Market President Secured Title	No	Brenden Mesch Dean of Academic Affairs and Workforce Collin College	Yes		
Betty Misko Vice President Ebby Halliday	No	Suzette Ricketts Program coach Collin College	Yes		
Mark Porter President Mark Porter live	Yes	Andrea Szlachtowski Associate Dean	No		

		Collin College			
Paul Powell Owner Paul Powell Realty	No				
Greg Roberts Broker Keller Williams	No				
J.R. Russell Broker/Owner Fathom Realty	No				
Meg Titus Broker-Manager Meg Titus Real Estate	No				
Barbara Trumbull Broker/Frisco Stars Keller Williams Realty	Yes				

Agenda Item	Action Discussion Information	Responsibility
Old Business:		
Welcome and Introductions	Sharon Borgne called the meeting to order at 2:04 pm	Sharon Borgne, Chairperson
	Committee introductions were made. Bart McLeroy and Bill Kukla mentioned the recognition of Roy Roberts by Collin College president Dr. Matkin.	Bart McLeroy, Discipline Lead Bill Kukla, Professor
Continuing Business:		
Approval of Minutes from last meeting 10-5-2021	Mary Milford made the motion to approve the minutes as presented. Barbara Trumbull seconded the motion. Minutes passed	Sharon Borgne, Chairperson
Speaker Series	Bart updated the committee on the speaker series. Thanked the participants. Bart extended an invitation to the committee to come and speak if they are interested in presenting. Update on live-streaming courses (Bart McLeroy)	Bart McLeroy, Discipline Lead

	<p>We want to utilize media service employees and do a pilot test. A student can look up the course and decide if they want to attend @ Wylie or Frisco.</p> <p>Bart mentioned that this will generate additional enrollment.</p>	
New Business:		
Enrollment and Completion	<p>Update on Completion and Enrollment.</p> <p>Suzette mentioned that completion numbers are incomplete- We are awaiting Spring and Summer numbers.</p> <p>Summer enrollment is strong.</p> <p>No discussion.</p>	Suzette Ricketts, Program Coach
New Program Initiatives	<p>New Program Initiatives:</p> <p>Summer / Fall 2022 Scheduling (Bart McLeroy)</p> <p>Weekend college – Cheryl Childress is making Saturday Classes happen.</p> <p>Randall Levingston is also doing Saturday Classes.</p> <p>Great opportunity to reach out to a different population.</p> <p>We are planning in-person courses.</p> <p>Great success. We continue to grow our population.</p> <p>Adjunct recruiting efforts</p> <p>Bart introduced the new adjuncts that were brought onto the team.</p> <p>Industry outreach for RELE electives (Bart McLeroy)</p> <p>We alerted our currently enrolled</p>	<p>Bart McLeroy, Discipline Lead</p> <p>Bill Kukla, Professor</p>

	<p>AAS students. We will alert them to the new Math class. We also promoted the electives</p> <p>Real Estate Education Series (Bart McLeroy)</p> <p>For Faculty and Staff at Collin College.</p> <p>Two so far – faculty development conference</p> <p>Licensing requirements</p> <p>Discussion re: Mortgage Banking program (Bill Kukla)</p> <p>Coordinating with Banking and Financial Services Dr. Kevin Suber at the Plano Campus.</p> <p>Committee- went through this program. It really helped me.</p> <p>Process for CAB – Process for new program will take approx. one year. It will be an extension to our Real Estate program</p>	
Curriculum Decisions:		
Vote on viability of Mortgage Banking Exploratory Committee program?	<p>Brad Broswell made the motion the motion to vote on viability of Mortgage Banking Exploratory Committee program?</p> <p>Terri Macaluso seconded the motion. Motion passed.</p>	<p>Bart McLeroy, Discipline Lead</p> <p>Sharon Borgne, Chairperson</p> <p>Bill Kukla, Professor</p>
Other:		
Meeting Adjournment	<p>Mary Milford made a motion to adjourn the meeting. Brad Boswell seconded the motion.</p> <p>Meeting adjourned at 2:44 pm</p>	<p>Sharon Borgne, Chairperson</p>

MINUTES

Key Decision Points	Discussion	Motion to Approve	
Old Business:			
N/A		Second:	Action:
		Second:	Action:
Continuing Business:			
Approval of Meeting Minutes from 10-5-2021	Mary Milford made the motion – Barbara Trumbull seconded the motion. No discussion Minutes approved	Second: Barbara Trumbull	Action: Minutes approved
		Second:	Action:
New Business:			
		Second:	Action:
		Second:	Action:
Curriculum Decisions:			
Vote on viability of Mortgage Banking Exploratory Committee program?	Brad Broswell made the motion the motion to vote on viability of Mortgage Banking Exploratory Committee program? Terri	Second: Terri Macaluso	Action: Approved
		Second:	Action:
Other:			
		Second:	Action:

CHAIRPERSON SIGNATURE:	DATE:	NEXT MEETING:
------------------------	-------	---------------

Collin College Advisory Committee Real Estate Management

AGENDA

CHAIRPERSON: Sharon Borgne		
MEETING DATE: 11/1/2022	MEETING TIME: Noon	MEETING PLACE: Frisco, IT 116
RECORDER: Suzette Ricketts		PREVIOUS MEETING: 4/19/2022

Members	Ex-Officio Members	Invited Guests
Name/Title	Name/Title	Name/Title
Kevin Alaimo, Broker, ERA StarCrest Realty	Sammy Bickham, Adjunct, Collin College	
Ivy Boland, Broker-Manager, REMAX Dallas Suburbs	Cheryl Childress, Adjunct, Collin College	
Sharon Borgne, Associate, REMAX-Dallas Premier Properties	Kathy Fant, Interim Dean, Collin College	
Brad Boswell, Owner, Town Square Mortgage & Investment	LaToya Flanigan, Adjunct, Collin College	
Cristina Botero, Broker-Manager, Botero-Miller Realty	Grace Fox, Admin / Scribe, Collin College	
Mary Leidy, CEO, Collin County Association of Realtors	Richard Helgeson, Adjunct, Collin College	
Terri Macaluso, Managing Broker, Coldwell Banker	John Hines, Program Coach, Collin College	
Mary Milford, Retired	William Kukla, Professor, Collin College	
Marc Miller, Dallas Market President, Secured Title	Steve Lay, Adjunct, Collin College	
Betty Misko, Vice President, Ebby Halliday	Craig Leverette, Provost, Collin College Frisco Campus	
Mark Porter, President, Mark Porter Live	Randal Levingston, Adjunct, Collin College	
Greg Roberts, Broker, Keller Williams	Raul Martinez, AVP P-12, Collin College	
J.R. Russell, Broker / Owner, Fathom Realty	James McLeod, Adjunct, Collin College	
Meg Titus, Broker-Manager, Meg Titus Real Estate	Bart McLeroy, Professor / Discipline Lead, Collin College	
Barbara Trumbull, Broker, Frisco Stars Keller Williams Realty	Brenden Mesch, Interim Provost, Collin College Technical Campus	
	Suzette Ricketts, Program Coach, Collin College	
	Doug Smith, Adjunct, Collin College	
	Andrea Szlachtowski, Associate Dean, Collin College	

Agenda Item	Action Discussion Information	Responsibility/Presenter
Old Business:		
Speaker Series & Education Series	Updates	Bart McLeroy
Live-Streaming Course Pilot	Recap	Bart McLeroy
Wylie & Farmersville Campuses	Course Offerings Update	Bill Kukla
Continuing Business:		

Adjunct Recruiting	Recap	Bart McLeroy & Bill Kukla
RELE Electives – Industry Outreach	Recap	Bart McLeroy
New Business:		
Enrollment & Completion	Update	Suzette Ricketts
Web versions of Contracts & Forms	Plans	Bill Kukla
Dual Credit Program Offering	Plans	Bart McLeroy
Curriculum Decisions:		
Brokerage as Required SAE Course	Current ESAC proposal	Bill Kukla & Bart McLeroy
Emerging Trends	Discussion	Sharon Borgne
Other:		



Collin County Community College District
 Program Review 2021 - 2022
 Grade Distributions Academic Year 2017 through 2021

BMGT1305		Communications in Management																
Year	Enrollment	Grade Assigned							Grade Distribution							Completion Rate	Success Rate*	Course GPA**
		A	B	C	D	P	F	W	A	B	C	D	P	F	W			
2017	131	43	38	17	5	0	19	9	33%	29%	13%	4%	0%	15%	7%	93%	75%	2.48
2018	139	73	27	15	2	0	16	6	53%	19%	11%	1%	0%	12%	4%	96%	83%	2.91
2019	209	103	40	25	5	0	27	9	49%	19%	12%	2%	0%	13%	4%	96%	80%	2.81
2020	210	118	39	11	8	0	21	13	56%	19%	5%	4%	0%	10%	6%	94%	80%	2.95
2021	266	141	58	20	6	0	28	13	53%	22%	8%	2%	0%	11%	5%	95%	82%	2.95
Averages.....									50%	21%	9%	3%	0%	12%	5%	95%	80%	-

Note: The program's course list is based on the 2020-2021 academic catalog. The data source is Collin College's ZogoTech Data System on 10/11/2021.

* Success Rate is calculated by dividing the counts of A, B, C and P by the counts of A, B, C, D, P, F and W, using the definition consistent with the National Community College Benchmark Project.

** Course GPA is calculated by multiplying the counts of A, B, C and D by 4, 3, 2 and 1, respectively. The results are summed and divided by the aggregated count of A, B, C, D, F and W.

Sums of distributions may not equal 100 percent due to rounding.



Collin County Community College District
 Program Review 2021 - 2022
 Grade Distributions Academic Year 2017 through 2021

BUSG2309		Sm Bus Mgmt-Entreprnrshp																
Year	Enrollment	Grade Assigned							Grade Distribution							Completion Rate	Success Rate*	Course GPA**
		A	B	C	D	P	F	W	A	B	C	D	P	F	W			
2017	154	28	44	23	10	0	31	18	18%	29%	15%	6%	0%	20%	12%	88%	62%	1.95
2018	191	86	28	17	8	0	33	19	45%	15%	9%	4%	0%	17%	10%	90%	69%	2.46
2019	224	71	55	29	12	0	36	21	32%	25%	13%	5%	0%	16%	9%	91%	69%	2.32
2020	263	91	61	22	13	0	56	20	35%	23%	8%	5%	0%	21%	8%	92%	66%	2.30
2021	262	116	61	24	17	0	32	12	44%	23%	9%	6%	0%	12%	5%	95%	77%	2.72
Averages.....									36%	23%	11%	5%	0%	17%	8%	92%	69%	-

Note: The program's course list is based on the 2020-2021 academic catalog. The data source is Collin College's ZogoTech Data System on 10/11/2021.

* Success Rate is calculated by dividing the counts of A, B, C and P by the counts of A, B, C, D, P, F and W, using the definition consistent with the National Community College Benchmark Project.

** Course GPA is calculated by multiplying the counts of A, B, C and D by 4, 3, 2 and 1, respectively. The results are summed and divided by the aggregated count of A, B, C, D, F and W.

Sums of distributions may not equal 100 percent due to rounding.



Collin County Community College District
 Program Review 2021 - 2022
 Grade Distributions Academic Year 2017 through 2021

MRKG1301		Customer Relationship Mgmt																
Year	Enrollment	Grade Assigned							Grade Distribution							Completion Rate	Success Rate*	Course GPA**
		A	B	C	D	P	F	W	A	B	C	D	P	F	W			
2017	66	15	12	13	4	0	19	3	23%	18%	20%	6%	0%	29%	5%	95%	61%	1.91
2018	47	26	11	3	0	0	6	1	55%	23%	6%	0%	0%	13%	2%	98%	85%	3.04
2019	96	39	16	6	6	0	18	11	41%	17%	6%	6%	0%	19%	11%	89%	64%	2.31
2020	74	29	14	6	2	0	10	13	39%	19%	8%	3%	0%	14%	18%	82%	66%	2.32
2021	55	20	17	11	1	0	5	1	36%	31%	20%	2%	0%	9%	2%	98%	87%	2.80
Averages.....									38%	21%	12%	4%	0%	17%	9%	91%	70%	-

Note: The program's course list is based on the 2020-2021 academic catalog. The data source is Collin College's ZogoTech Data System on 10/11/2021.

* Success Rate is calculated by dividing the counts of A, B, C and P by the counts of A, B, C, D, P, F and W, using the definition consistent with the National Community College Benchmark Project.

** Course GPA is calculated by multiplying the counts of A, B, C and D by 4, 3, 2 and 1, respectively. The results are summed and divided by the aggregated count of A, B, C, D, F and W.

Sums of distributions may not equal 100 percent due to rounding.



Collin County Community College District
 Program Review 2021 - 2022
 Grade Distributions Academic Year 2017 through 2021

MRKG2349		Advertising & Sales Promotion																
Year	Enrollment	Grade Assigned							Grade Distribution							Completion Rate	Success Rate*	Course GPA**
		A	B	C	D	P	F	W	A	B	C	D	P	F	W			
2017	71	23	18	9	3	0	13	5	32%	25%	13%	4%	0%	18%	7%	93%	70%	2.35
2018	65	13	17	8	1	0	14	12	20%	26%	12%	2%	0%	22%	18%	82%	59%	1.85
2019	47	11	10	9	0	0	9	8	23%	21%	19%	0%	0%	19%	17%	83%	64%	1.96
2020	48	17	14	4	2	0	5	6	35%	29%	8%	4%	0%	10%	13%	88%	73%	2.50
2021	75	33	22	7	5	0	6	2	44%	29%	9%	7%	0%	8%	3%	97%	83%	2.89
Averages.....									32%	26%	12%	4%	0%	15%	11%	89%	70%	-

Note: The program's course list is based on the 2020-2021 academic catalog. The data source is Collin College's ZogoTech Data System on 10/11/2021.

* Success Rate is calculated by dividing the counts of A, B, C and P by the counts of A, B, C, D, P, F and W, using the definition consistent with the National Community College Benchmark Project.

** Course GPA is calculated by multiplying the counts of A, B, C and D by 4, 3, 2 and 1, respectively. The results are summed and divided by the aggregated count of A, B, C, D, F and W.

Sums of distributions may not equal 100 percent due to rounding.



Collin County Community College District
 Program Review 2021 - 2022
 Grade Distributions Academic Year 2017 through 2021

RELE1300		Contract Forms and Addenda																
Year	Enrollment	Grade Assigned							Grade Distribution							Completion Rate	Success Rate*	Course GPA**
		A	B	C	D	P	F	W	A	B	C	D	P	F	W			
2017	57	28	15	6	0	0	6	2	49%	26%	11%	0%	0%	11%	4%	96%	86%	2.96
2018	61	25	24	7	0	0	4	1	41%	39%	11%	0%	0%	7%	2%	98%	92%	3.05
2019	56	26	19	6	0	0	5	0	46%	34%	11%	0%	0%	9%	0%	100%	91%	3.09
2020	57	24	19	3	1	0	7	3	42%	33%	5%	2%	0%	12%	5%	95%	81%	2.81
2021	90	42	23	9	1	0	14	1	47%	26%	10%	1%	0%	16%	1%	99%	82%	2.84
Averages.....									45%	31%	10%	1%	0%	11%	2%	98%	86%	-

Note: The program's course list is based on the 2020-2021 academic catalog. The data source is Collin College's ZogoTech Data System on 10/11/2021.

* Success Rate is calculated by dividing the counts of A, B, C and P by the counts of A, B, C, D, P, F and W, using the definition consistent with the National Community College Benchmark Project.

** Course GPA is calculated by multiplying the counts of A, B, C and D by 4, 3, 2 and 1, respectively. The results are summed and divided by the aggregated count of A, B, C, D, F and W.

Sums of distributions may not equal 100 percent due to rounding.



Collin County Community College District
Program Review 2021 - 2022
Grade Distributions Academic Year 2017 through 2021

RELE1301		Principles of Real Estate I																
Year	Enrollment	Grade Assigned							Grade Distribution							Completion Rate	Success Rate*	Course GPA**
		A	B	C	D	P	F	W	A	B	C	D	P	F	W			
2017	259	33	53	40	6	0	110	17	13%	20%	15%	2%	0%	42%	7%	93%	49%	1.46
2018	256	29	56	49	11	0	90	21	11%	22%	19%	4%	0%	35%	8%	92%	52%	1.54
2019	246	29	41	44	7	0	97	28	12%	17%	18%	3%	0%	39%	11%	89%	46%	1.36
2020	245	40	59	41	4	0	82	19	16%	24%	17%	2%	0%	33%	8%	92%	57%	1.73
2021	296	49	69	46	10	0	110	12	17%	23%	16%	3%	0%	37%	4%	96%	55%	1.71
Averages.....									14%	21%	17%	3%	0%	38%	7%	93%	52%	-

Note: The program's course list is based on the 2020-2021 academic catalog. The data source is Collin College's ZogoTech Data System on 10/11/2021.

** Success Rate is calculated by dividing the counts of A, B, C and P by the counts of A, B, C, D, P, F and W, using the definition consistent with the National Community College Benchmark Project.*

*** Course GPA is calculated by multiplying the counts of A, B, C and D by 4, 3, 2 and 1, respectively. The results are summed and divided by the aggregated count of A, B, C, D, F and W.*

Sums of distributions may not equal 100 percent due to rounding.



Collin County Community College District
 Program Review 2021 - 2022
 Grade Distributions Academic Year 2017 through 2021

RELE1311		Law of Contracts																
Year	Enrollment	Grade Assigned							Grade Distribution							Completion Rate	Success Rate*	Course GPA**
		A	B	C	D	P	F	W	A	B	C	D	P	F	W			
2017	101	20	45	7	0	0	23	6	20%	45%	7%	0%	0%	23%	6%	94%	71%	2.27
2018	70	18	29	11	0	0	10	2	26%	41%	16%	0%	0%	14%	3%	97%	83%	2.59
2019	85	19	37	10	0	0	15	4	22%	44%	12%	0%	0%	18%	5%	95%	78%	2.44
2020	92	15	31	16	2	0	22	6	16%	34%	17%	2%	0%	24%	7%	93%	67%	2.03
2021	112	17	39	16	2	0	33	5	15%	35%	14%	2%	0%	29%	4%	96%	64%	1.96
Averages.....									19%	39%	13%	1%	0%	22%	5%	95%	72%	-

Note: The program's course list is based on the 2020-2021 academic catalog. The data source is Collin College's ZogoTech Data System on 10/11/2021.

* Success Rate is calculated by dividing the counts of A, B, C and P by the counts of A, B, C, D, P, F and W, using the definition consistent with the National Community College Benchmark Project.

** Course GPA is calculated by multiplying the counts of A, B, C and D by 4, 3, 2 and 1, respectively. The results are summed and divided by the aggregated count of A, B, C, D, F and W.

Sums of distributions may not equal 100 percent due to rounding.



Collin County Community College District
 Program Review 2021 - 2022
 Grade Distributions Academic Year 2017 through 2021

RELE1319		Real Estate Finance																
Year	Enrollment	Grade Assigned							Grade Distribution							Completion Rate	Success Rate*	Course GPA**
		A	B	C	D	P	F	W	A	B	C	D	P	F	W			
2017	105	17	40	11	0	0	32	5	16%	38%	10%	0%	0%	30%	5%	95%	65%	2.00
2018	83	12	43	12	0	0	13	3	14%	52%	14%	0%	0%	16%	4%	96%	81%	2.42
2019	79	19	30	9	0	0	18	3	24%	38%	11%	0%	0%	23%	4%	96%	73%	2.33
2020	118	25	48	18	0	0	21	6	21%	41%	15%	0%	0%	18%	5%	95%	77%	2.37
2021	112	36	37	12	2	0	22	3	32%	33%	11%	2%	0%	20%	3%	97%	76%	2.51
Averages.....									22%	40%	12%	0%	0%	21%	4%	96%	74%	-

Note: The program's course list is based on the 2020-2021 academic catalog. The data source is Collin College's ZogoTech Data System on 10/11/2021.

* Success Rate is calculated by dividing the counts of A, B, C and P by the counts of A, B, C, D, P, F and W, using the definition consistent with the National Community College Benchmark Project.

** Course GPA is calculated by multiplying the counts of A, B, C and D by 4, 3, 2 and 1, respectively. The results are summed and divided by the aggregated count of A, B, C, D, F and W.

Sums of distributions may not equal 100 percent due to rounding.



Collin County Community College District
 Program Review 2021 - 2022
 Grade Distributions Academic Year 2017 through 2021

RELE1321		Real Estate Marketing																		
Year	Enrollment	Grade Assigned							Grade Distribution							Completion Rate	Success Rate*	Course GPA**		
		A	B	C	D	P	F	W	A	B	C	D	P	F	W					
2017	-	-	-	-	-	-	-	-	-	-	-	-	-	-	-	-	-	-	-	-
2018	-	-	-	-	-	-	-	-	-	-	-	-	-	-	-	-	-	-	-	-
2019	-	-	-	-	-	-	-	-	-	-	-	-	-	-	-	-	-	-	-	-
2020	-	-	-	-	-	-	-	-	-	-	-	-	-	-	-	-	-	-	-	-
2021	-	-	-	-	-	-	-	-	-	-	-	-	-	-	-	-	-	-	-	-
Averages.....		-	-	-	-	-	-	-	-	-	-	-	-	-	-	-	-	-	-	-

Note: The program's course list is based on the 2020-2021 academic catalog. The data source is Collin College's ZogoTech Data System on 10/11/2021.
 * Success Rate is calculated by dividing the counts of A, B, C and P by the counts of A, B, C, D, P, F and W, using the definition consistent with the National Community College Benchmark Project.
 ** Course GPA is calculated by multiplying the counts of A, B, C and D by 4, 3, 2 and 1, respectively. The results are summed and divided by the aggregated count of A, B, C, D, F and W.
 Sums of distributions may not equal 100 percent due to rounding.



Collin County Community College District
 Program Review 2021 - 2022
 Grade Distributions Academic Year 2017 through 2021

RELE1325		Real Estate Mathematics																			
Year	Enrollment	Grade Assigned							Grade Distribution							Completion Rate	Success Rate*	Course GPA**			
		A	B	C	D	P	F	W	A	B	C	D	P	F	W						
2017	-	-	-	-	-	-	-	-	-	-	-	-	-	-	-	-	-	-	-	-	-
2018	-	-	-	-	-	-	-	-	-	-	-	-	-	-	-	-	-	-	-	-	-
2019	-	-	-	-	-	-	-	-	-	-	-	-	-	-	-	-	-	-	-	-	-
2020	-	-	-	-	-	-	-	-	-	-	-	-	-	-	-	-	-	-	-	-	-
2021	-	-	-	-	-	-	-	-	-	-	-	-	-	-	-	-	-	-	-	-	-
Averages.....		-	-	-	-	-	-	-	-	-	-	-	-	-	-	-	-	-	-	-	-

Note: The program's course list is based on the 2020-2021 academic catalog. The data source is Collin College's ZogoTech Data System on 10/11/2021.
 * Success Rate is calculated by dividing the counts of A, B, C and P by the counts of A, B, C, D, P, F and W, using the definition consistent with the National Community College Benchmark Project.
 ** Course GPA is calculated by multiplying the counts of A, B, C and D by 4, 3, 2 and 1, respectively. The results are summed and divided by the aggregated count of A, B, C, D, F and W.
 Sums of distributions may not equal 100 percent due to rounding.



Collin County Community College District
 Program Review 2021 - 2022
 Grade Distributions Academic Year 2017 through 2021

RELE1338		Principles of Real Estate II																
Year	Enrollment	Grade Assigned							Grade Distribution							Completion Rate	Success Rate*	Course GPA**
		A	B	C	D	P	F	W	A	B	C	D	P	F	W			
2017	146	31	46	17	2	0	41	9	21%	32%	12%	1%	0%	28%	6%	94%	64%	2.04
2018	114	15	38	17	3	0	32	9	13%	33%	15%	3%	0%	28%	8%	92%	61%	1.85
2019	134	14	42	29	1	0	39	9	10%	31%	22%	1%	0%	29%	7%	93%	63%	1.80
2020	124	28	37	16	1	0	37	5	23%	30%	13%	1%	0%	30%	4%	96%	65%	2.06
2021	142	32	52	19	2	0	32	5	23%	37%	13%	1%	0%	23%	4%	96%	73%	2.28
Averages.....									18%	33%	15%	1%	0%	27%	6%	94%	66%	-

Note: The program's course list is based on the 2020-2021 academic catalog. The data source is Collin College's ZogoTech Data System on 10/11/2021.

* Success Rate is calculated by dividing the counts of A, B, C and P by the counts of A, B, C, D, P, F and W, using the definition consistent with the National Community College Benchmark Project.

** Course GPA is calculated by multiplying the counts of A, B, C and D by 4, 3, 2 and 1, respectively. The results are summed and divided by the aggregated count of A, B, C, D, F and W.

Sums of distributions may not equal 100 percent due to rounding.



Real Estate Management

Collin County Community College District
 Program Review 2021 - 2022
 Grade Distributions Academic Year 2017 through 2021

RELE1380		Co-op Ed - Real Estate																
Year	Enrollment	Grade Assigned							Grade Distribution							Completion Rate	Success Rate*	Course GPA**
		A	B	C	D	P	F	W	A	B	C	D	P	F	W			
2017	3	2	1	0	0	0	0	0	67%	33%	0%	0%	0%	0%	0%	100%	100%	3.67
2018	-	-	-	-	-	-	-	-	-	-	-	-	-	-	-	-	-	-
2019	-	-	-	-	-	-	-	-	-	-	-	-	-	-	-	-	-	-
2020	-	-	-	-	-	-	-	-	-	-	-	-	-	-	-	-	-	-
2021	-	-	-	-	-	-	-	-	-	-	-	-	-	-	-	-	-	-
Averages.....									67%	33%	0%	0%	0%	0%	0%	100%	100%	-

Note: The program's course list is based on the 2020-2021 academic catalog. The data source is Collin College's ZogoTech Data System on 10/11/2021.

* Success Rate is calculated by dividing the counts of A, B, C and P by the counts of A, B, C, D, P, F and W, using the definition consistent with the National Community College Benchmark Project.

** Course GPA is calculated by multiplying the counts of A, B, C and D by 4, 3, 2 and 1, respectively. The results are summed and divided by the aggregated count of A, B, C, D, F and W.

Sums of distributions may not equal 100 percent due to rounding.



Collin County Community College District
 Program Review 2021 - 2022
 Grade Distributions Academic Year 2017 through 2021

RELE2301		Law of Agency																
Year	Enrollment	Grade Assigned							Grade Distribution							Completion Rate	Success Rate*	Course GPA**
		A	B	C	D	P	F	W	A	B	C	D	P	F	W			
2017	98	30	41	7	0	0	14	6	31%	42%	7%	0%	0%	14%	6%	94%	80%	2.62
2018	74	18	33	18	0	0	2	3	24%	45%	24%	0%	0%	3%	4%	96%	93%	2.80
2019	69	13	33	9	0	0	12	2	19%	48%	13%	0%	0%	17%	3%	97%	80%	2.45
2020	74	18	23	16	0	0	12	5	24%	31%	22%	0%	0%	16%	7%	93%	77%	2.34
2021	90	19	37	17	3	0	9	5	21%	41%	19%	3%	0%	10%	6%	94%	81%	2.49
Averages.....									24%	41%	17%	1%	0%	12%	5%	95%	82%	-

Note: The program's course list is based on the 2020-2021 academic catalog. The data source is Collin College's ZogoTech Data System on 10/11/2021.

* Success Rate is calculated by dividing the counts of A, B, C and P by the counts of A, B, C, D, P, F and W, using the definition consistent with the National Community College Benchmark Project.

** Course GPA is calculated by multiplying the counts of A, B, C and D by 4, 3, 2 and 1, respectively. The results are summed and divided by the aggregated count of A, B, C, D, F and W.

Sums of distributions may not equal 100 percent due to rounding.

Appendix J

Professional Development

- Teaching Credentials Summary
- Bill Kukla Real Estate License CE
- Bart McLeroy Real Estate License CE
- Bart McLeroy Property Tax Consultant Registration CE
- Steve Lay Real Estate License CE
- James McLeod Real Estate License CE
- LaToya Flanigan Real Estate License CE
- Cheryl Childress Real Estate License CE
- Randal Levingston Real Estate License CE
- Sammy Bickham Real Estate Inspector License CE

Real Estate Faculty
Teaching Credentials

Instructor Name	TREC Instructor	CREI Designation	CDEI Designation	Teaching with Canvas	Quality Matters
Bill Kukla	Yes	Yes	Yes	Yes	Yes
Bart McLeroy	Yes	Yes	Yes	Yes	Yes
Steve Lay	Yes	Yes	No	No	No
James McLeod	No	In Progress	No	No	Yes
LaToya Flanigan	No	Yes	No	Yes	Yes
Cheryl Childress	No	In Progress	No	Yes	No
Randal Levingston	Yes	Yes	No	Yes	Yes
Sammy Bickham	No	Yes	No	No	Yes



CERTIFICATE OF LICENSE HISTORY

An automated search of the Texas Real Estate Commission's database reveals the following licensing information current as of 10/14/2022. Please note: Texas does not license by mere reciprocity.

Name: KUKLA, WILLIAM J
 License Type: Broker
 License Number: 459974
 License Status: Active
 Original License Date: 01/20/1998
 Exam Date: 01/31/2006
 License Upgraded: 02/02/2006
 License Expiration Date: 02/28/2023

DISCIPLINARY ACTIONS

An automated search of the Texas Real Estate Commission's database for the past ten (10) years reveals the following disciplinary action record(s) as of 10/14/2022. Any disciplinary actions listed below are final as of the disposition date. If this section is blank, there were no disciplinary records located.

REAL ESTATE EDUCATION HISTORY

Course Date	Course Number	Course Name	Subject	Provider Name	Hours
07/13/22	40706	The Things to Understand in the 1-4 Contract	Contracts	Agent eLearning LLC	3
12/08/21	42041	Legal Update I Instructor Training 22-23	Legal Update I	Texas Real Estate Commission	4
12/08/21	42043	Legal Update II Instructor Training 22-23	Legal Update II	Texas Real Estate Commission	4
12/15/20	37727	Professional Standards Training	RE CE Elective	Texas REALTORS	6



Texas Real Estate Commission

P.O. Box 12188
 Austin, TX 78711-2188
 512-936-3000

Course Date	Course Number	Course Name	Subject	Provider Name	Hours
12/07/20	39963	Broker Responsibility Course Instructor Training (2021-2022)	Broker Responsibility	Texas Real Estate Commission	6
05/04/20	37727	Professional Standards Training	RE CE Elective	Texas REALTORS	6
10/16/19	37798	Legal Update I Instructor Training	Legal Update I	Texas Real Estate Commission	4
10/16/19	37799	Legal Update II Instructor Training	Legal Update II	Texas Real Estate Commission	4
09/12/19	34740	Advanced Mediation Training	RE CE Elective	Texas REALTORS	6
11/29/18	33276	Professional Standards Training	RE CE Elective	Texas REALTORS	6
10/29/18	35368	Broker Responsibility Course Instructor Training	Broker Responsibility	Texas Real Estate Commission	6
04/08/18	34094	Together Teachers Excel	RE CE Elective	Alliance Academy	10
12/11/17	33276	Professional Standards Training	RE CE Elective	Texas REALTORS	6
10/23/17	33200	Legal Update II Instructor Training	Legal Update II	Texas Real Estate Commission	4
10/23/17	33199	Legal Update I Instructor Training	Legal Update I	Texas Real Estate Commission	4
12/06/16	29648	Professional Standards Training	RE CE Elective	Texas REALTORS	6
11/10/16	31451	Broker Responsibility Course Instructor Training	Broker Responsibility	Texas Real Estate Commission	6



Texas Real Estate Commission

P.O. Box 12188

Austin, TX 78711-2188

512-936-3000

Course Date	Course Number	Course Name	Subject	Provider Name	Hours
03/03/16	30199	TREC Strategic Planning Tour - 2 Hour	RE CE Elective	Texas Real Estate Commission	2
03/02/16	30199	TREC Strategic Planning Tour - 2 Hour	RE CE Elective	Texas Real Estate Commission	2
12/01/15	29648	Professional Standards Training	RE CE Elective	Texas REALTORS	6
10/29/15	29590	Legal Update II Instructor Training	Legal Update II	Texas Real Estate Commission	4
10/29/15	29588	Legal Update I Instructor Training	Legal Update I	Texas Real Estate Commission	4
06/04/15	28592	New Lending Laws Affecting the Way We Do Business	RE CE Elective	Dawn Enoch Moore, P.C.	1
12/04/14	26007	PROFESSIONAL STANDARDS TRAINING	RE CE Elective	Texas REALTORS	6
10/21/14	27768	Broker Responsibility Course Instructor Training	Broker Responsibility	Texas Real Estate Commission	6
09/05/14	27128	Advanced Mediation Training	RE CE Elective	Texas REALTORS	6
11/13/13	26390	TREC Legal Update Instructor Training 2014-2015	Legal Update I	Texas Real Estate Commission	3
11/13/13	26391	TREC Ethics Instructor Training 2014-2015	Legal Update II	Texas Real Estate Commission	3
09/07/13	25001	PROFESSIONAL STANDARDS TRAINING	RE CE Elective	Texas REALTORS	6



Texas Real Estate Commission

P.O. Box 12188

Austin, TX 78711-2188

512-936-3000

Course Date	Course Number	Course Name	Subject	Provider Name	Hours
05/20/13	24215	Broker Responsibility Instructor Training	Broker Responsibility	Texas Real Estate Commission	6
12/04/12	25001	PROFESSIONAL STANDARDS TRAINING	RE CE Elective	Texas REALTORS	6
03/22/12	17692	COMMERCIAL LEASING: TENANT AND LANDLORD REPRESENTATION	RE CE Elective	Clifford J Bogart	9
03/22/12	17692	COMMERCIAL LEASING: TENANT AND LANDLORD REPRESENTATION	RE CE Elective	Clifford J Bogart	9
01/20/12	23576	SERVING REPEAT & REFERRAL CUSTOMERS	RE CE Elective	Pat Zaby, Inc.	3
12/06/11	17573	PROFESSIONAL STANDARDS TRAINING	RE CE Elective	Texas REALTORS	6
11/30/11	23553	TREC Legal Update Instructor Training	Legal Update I	Texas Real Estate Commission	3
11/30/11	23554	TREC Ethics Instructor Training	Legal Update II	Texas Real Estate Commission	3
10/26/11	22651	SENIOR REAL ESTATE SPECIALIST DESIGNATION COURSE	RE CE Elective	Texas REALTORS	15
10/25/11	22651	SENIOR REAL ESTATE SPECIALIST DESIGNATION COURSE	RE CE Elective	Texas REALTORS	15



Texas Real Estate Commission

P.O. Box 12188
Austin, TX 78711-2188
512-936-3000

Course Date	Course Number	Course Name	Subject	Provider Name	Hours
10/05/11	18512	ELDER MOVES: SPECIAL HANDLING REQUIRED	RE CE Elective	Fluid Specialties, Inc.	4
06/02/11	17633	SHORT SALES IN REAL ESTATE	RE CE Elective	Alliant National Title Insurance Co.	2
01/19/11	22591	Blast Off 2011 (Economic Forecast)	RE CE Elective	Collin County Association of REALTORS, Inc.	4
12/02/10	17573	PROFESSIONAL STANDARDS TRAINING	RE CE Elective	Texas REALTORS	6
11/23/09	18676	SHORT SALES AND FORECLOSURES: WHAT REAL ESTATE PROFESSIONALS NEE	RE CE Elective	Texas REALTORS	8
11/20/09	18653	TREC ETHICS INSTRUCTOR TRAINING	Legal Update II	Texas Real Estate Commission	3
11/20/09	18652	TREC LEGAL UPDATE INSTRUCTOR TRAINING	Legal Update I	Texas Real Estate Commission	3
10/28/09	16883	CMA/APPRaisal CLASS	RE CE Elective	Collin County Association of REALTORS, Inc.	3
10/22/09	17573	PROFESSIONAL STANDARDS TRAINING	RE CE Elective	Texas REALTORS	6
10/15/09	17739	HOW TO BUY TEXAS FORECLOSURES	RE CE Elective	Foreclosure Listing Service, Inc.	4



Texas Real Estate Commission

P.O. Box 12188

Austin, TX 78711-2188

512-936-3000

Course Date	Course Number	Course Name	Subject	Provider Name	Hours
09/14/09	18483	REPRESENTING THE FOREIGN INVESTOR IN US MARKETS	RE CE Elective	Texas REALTORS	2
06/03/09	18087	SOCIAL NETWORKING WORKSHOP	RE CE Elective	MTritt Inc.	3
05/27/09	16618	APPLIED REAL ESTATE INVESTMENT, DEVELOPMENT & LEASE ANALYSIS	RE CE Elective	Lubbock Association of Realtors, Inc.	3
01/09/09	711	REAL ESTATE BROKERAGE I	Qualifying RE Topics	Lone Star College Tomball	30
04/25/08	15820	MARITAL RIGHTS	RE CE Elective	Title Resources Guaranty Company	1
01/25/08	15038	SHORT SALES & FORECLOSURES	RE CE Elective	Republic Title of Texas, Inc.	1
11/01/07	16500	TREC ETHICS INSTRUCTOR TRAINING	Legal Update II	Texas Real Estate Commission	3
11/01/07	16499	TREC LEGAL UPDATE INSTRUCTOR TRAINING	Legal Update I	Texas Real Estate Commission	3
02/16/07	14145	CCCC REAL ESTATE MCE (INCLUDES TREC L&E)	RE CE Elective	COLLIN COUNTY COMM COLLEGE DIST	9
02/16/07	14145	CCCC REAL ESTATE MCE (INCLUDES TREC L&E)	Legal Update II	COLLIN COUNTY COMM COLLEGE DIST	3



Texas Real Estate Commission

P.O. Box 12188
Austin, TX 78711-2188
512-936-3000

Course Date	Course Number	Course Name	Subject	Provider Name	Hours
02/16/07	14145	CCCC REAL ESTATE MCE (INCLUDES TREC L&E)	Legal Update I	COLLIN COUNTY COMM COLLEGE DIST	3
08/02/06	14963	E&Q FAQs: ANSWERS TO AGENT'S TEN MOST FREQUENTLY ASKED QUESTIONS	RE CE Elective	HAVINS & ASSOCIATES, P.C.	1
05/22/06	14117	UNITED TEXAS: HOUSING INITIATIVES THAT WORK	RE CE Elective	Texas REALTORS	4
10/12/05	14213	DOUBLE CONTRACTING & DEFRAUDING THE LENDER	RE CE Elective	Republic Title of Texas, Inc.	1
02/02/05	13221	BUILD A REFERRAL BASED BUSINESS TO GROW YOUR BOTTOMLINE	RE CE Elective	REAL ESTATE LEARNING SYSTEMS	4
12/15/04	6100	ALL RELATED (EXCEPT R.E.)	Qualifying RE Topics	SCHOOLS FROM WHICH RELATED CREDIT IS ACCEPTED	615
11/19/04	13839	TREC LEGAL UPDATE INSTRUCTOR TRAINING	Legal Update I	Texas Real Estate Commission	3
11/18/04	13838	TREC ETHICS INSTRUCTOR TRAINING	Legal Update II	Texas Real Estate Commission	3



Texas Real Estate Commission

P.O. Box 12188
Austin, TX 78711-2188
512-936-3000

Course Date	Course Number	Course Name	Subject	Provider Name	Hours
09/13/04	13359	DECODING THE CODE - A PRACTICAL APPLICATION OF THE REALTOR CODE	Legal Update I	Collin County Association of REALTORS, Inc.	3
08/18/04	211	REAL ESTATE APPRAISAL I	Qualifying RE Topics	Collin College	45
04/02/04	13160	TECHNOLOGIES TO ADVANCE YOUR BUSINESS/CRS 206	Legal Update II	LONE STAR CRS CHAPTER	3
04/02/04	13160	TECHNOLOGIES TO ADVANCE YOUR BUSINESS/CRS 206	RE CE Elective	LONE STAR CRS CHAPTER	9
04/02/04	13160	TECHNOLOGIES TO ADVANCE YOUR BUSINESS/CRS 206	Legal Update I	LONE STAR CRS CHAPTER	3
08/15/03	12166	CRS 204: CREATING WEALTH THROUGH RESIDENTIAL REAL ESTATE INVESTM	RE CE Elective	LONE STAR CRS CHAPTER	15
05/01/03	555	GRI II(MARKETING)	Qualifying RE Topics	Texas REALTORS	30
04/04/03	12813	LISTING STRATEGIES FOR THE RESIDENTIAL SPECIALIST - CRS 201	Legal Update I	LONE STAR CRS CHAPTER	3



Texas Real Estate Commission

P.O. Box 12188
 Austin, TX 78711-2188
 512-936-3000

Course Date	Course Number	Course Name	Subject	Provider Name	Hours
04/04/03	12813	LISTING STRATEGIES FOR THE RESIDENTIAL SPECIALIST - CRS 201	RE CE Elective	LONE STAR CRS CHAPTER	9
04/04/03	12813	LISTING STRATEGIES FOR THE RESIDENTIAL SPECIALIST - CRS 201	Legal Update II	LONE STAR CRS CHAPTER	3
08/29/02	444	GRI I(FINANCE)	Qualifying RE Topics	Texas REALTORS	30
01/17/02	888	GRI III(PROPERTY MGMT)	Qualifying RE Topics	Texas REALTORS	30
05/14/01	811	PROPERTY MANAGEMENT I	Qualifying RE Topics	Collin College	45
01/18/01	11942	CODE ENFORCEMENT	Legal Update II	Texas REALTORS	3
01/18/01	11942	CODE ENFORCEMENT	Legal Update I	Texas REALTORS	3
10/01/00	611	REAL ESTATE MATH I	Qualifying RE Topics	Collin College	45
04/05/00	11597	EFFECTIVE BUYER REPRESENTATION	Legal Update I	CONTINUING EDUCATION INSTITUTE	9
04/05/00	11597	EFFECTIVE BUYER REPRESENTATION	RE CE Elective	CONTINUING EDUCATION INSTITUTE	6
12/31/99	1200	LAW OF CONTRACTS	Qualifying RE Topics	Collin College	45
12/31/98	411	REAL ESTATE FINANCE I	Qualifying RE Topics	Collin College	45



Texas Real Estate Commission

P.O. Box 12188
 Austin, TX 78711-2188
 512-936-3000

Course Date	Course Number	Course Name	Subject	Provider Name	Hours
12/31/97	1111	LAW OF AGENCY	Qualifying RE Topics	Collin College	45
12/31/97	511	REAL ESTATE MARKETING I	Qualifying RE Topics	Collin College	45
12/31/97	111	PRINCIPLES OF REAL ESTATE I	Qualifying RE Topics	Collin College	45
12/31/97	112	Principles of Real Estate II	Qualifying RE Topics	Collin College	45

Additional information about this license holder may be viewed at the agency's website (www.trec.texas.gov) using the License Holder Search found on the home page. The original license date does not necessarily reflect continuous licensure. Copies of any final orders resulting from disciplinary action taken against the license holder may also be found using the Check for Disciplinary Actions link displayed under the "Related Information" on the sidebar of the License Holder Search results.

-----END OF RECORD-----



CERTIFICATE OF LICENSE HISTORY

An automated search of the Texas Real Estate Commission's database reveals the following licensing information current as of 10/14/2022. Please note: Texas does not license by mere reciprocity.

Name: MCLEROY, ROBERT BARTON
 License Type: Broker
 License Number: 494322
 License Status: Active
 Original License Date: 03/18/2002
 Exam Date: 10/02/2018
 License Upgraded: 10/03/2018
 License Expiration Date: 10/31/2024

DISCIPLINARY ACTIONS

An automated search of the Texas Real Estate Commission's database for the past ten (10) years reveals the following disciplinary action record(s) as of 10/14/2022. Any disciplinary actions listed below are final as of the disposition date. If this section is blank, there were no disciplinary records located.

REAL ESTATE EDUCATION HISTORY

Course Date	Course Number	Course Name	Subject	Provider Name	Hours
10/12/22	41462	Overcoming the Down Payment Hurdle	RE CE Elective	Texas REALTORS	1
05/11/22	42257	Building Your Real Estate Business Through New Home Sales	RE CE Elective	HomesUSA.com, Inc.	2
03/09/22	42040	Legal Update II (2022-2023)	Legal Update II	Collin County Association of REALTORS, Inc.	4



Texas Real Estate Commission

P.O. Box 12188
Austin, TX 78711-2188
512-936-3000

Course Date	Course Number	Course Name	Subject	Provider Name	Hours
02/22/22	42039	Legal Update I (2022-2023)	Legal Update I	Collin County Association of REALTORS, Inc.	4
12/06/21	40263	Texas Realtors in Depth Codes of Ethics	RE CE Elective	Texas REALTORS	6
10/22/21	41740	Professional Standards Training	RE CE Elective	Texas REALTORS	6
09/16/21	40255	Advanced Mediation Training	RE CE Elective	Texas REALTORS	6
07/29/21	39652	Agency Issues Impacting Property Managers and Leasing Agents	RE CE Elective	Texas REALTORS	3
07/29/21	39626	Marketing and Leasing Residential Properties	RE CE Elective	Texas REALTORS	3
07/28/21	39627	The Essentials of Residential Leasing	RE CE Elective	Texas REALTORS	3
07/28/21	39625	The Texas Realtors Residential Lease Agreement	Contracts	Texas REALTORS	3
05/13/21	40454	Geographic Farming to Grow Your Business	RE CE Elective	Texas REALTORS	1
05/09/21	39208	Texas Saving Home Energy for Real Estate Professionals	RE CE Elective	InterNACHI	3
05/09/21	37338	Texas Home Energy Score for Real Estate Professionals	RE CE Elective	InterNACHI	2
04/24/21	37688	The Forms You Need to Know	Contracts	Texas REALTORS	3



Texas Real Estate Commission

P.O. Box 12188
 Austin, TX 78711-2188
 512-936-3000

Course Date	Course Number	Course Name	Subject	Provider Name	Hours
08/31/20	39651	The NAR Code of Ethics	RE CE Elective	Texas REALTORS	3
04/21/19	33198	Legal Update II (2018-2019)	Legal Update II	Alliance Academy	4
04/20/19	33197	Legal Update I (2018-2019)	Legal Update I	Alliance Academy	4
04/17/19	34722	Marketing Basics	RE CE Elective	Alliance Academy	1
04/06/19	36293	Positioning for the Future	RE CE Elective	Alliance Academy	10
08/21/18	351	Promulgated Contract Forms	Qualifying RE Topics	Mbition Learn Real Estate	30
08/13/18	751	Real Estate Brokerage	Qualifying RE Topics	Champions School of Real Estate, LTD	30
02/28/17	29623	Legal Update II	Legal Update II	Alliance Academy	4
02/28/17	29622	Legal Update I	Legal Update I	Alliance Academy	4
08/20/16	18500	Other Designation	RE CE Elective		30
08/17/16	18500	Other Designation	RE CE Elective		30
08/12/16	18500	Other Designation	RE CE Elective		30
01/05/15	26448	TREC Legal Update MCE	Legal Update I	Texas State University	3
01/05/15	26447	TREC Ethics MCE	Legal Update II	Texas State University	3
01/05/15	25132	HOW TO MANAGE COMMUNITY ASSOCIATIONS - ONLINE	RE CE Elective	AbsoluteCE	9
02/21/12	23562	TREC Ethics MCE	Legal Update II	123CE Inc	3
02/21/12	23561	TREC Legal Update MCE	Legal Update I	123CE Inc	3
08/18/11	17692	COMMERCIAL LEASING: TENANT AND LANDLORD REPRESENTATION	RE CE Elective	Clifford J Bogart	9



Texas Real Estate Commission

P.O. Box 12188
 Austin, TX 78711-2188
 512-936-3000

Course Date	Course Number	Course Name	Subject	Provider Name	Hours
08/18/11	17692	COMMERCIAL LEASING: TENANT AND LANDLORD REPRESENTATION	RE CE Elective	Clifford J Bogart	9
03/16/11	18658	TREC ETHICS MCE (E) (ONLINE EXAM)	Legal Update II	Commercial Institute, Inc.	3
03/16/11	17937	PERSONAL DEVELOPMENT STRATEGIES OF TOP BROKERS ONLINE	RE CE Elective	Commercial Institute, Inc.	9
03/13/11	18657	TREC LEGAL UPDATE MCE (L) (ONLINE EXAM)	Legal Update I	Commercial Institute, Inc.	3
03/05/09	16739	SCAMS & SCALAWAGS	RE CE Elective	Texas Tech University	9
03/05/09	16503	TREC LEGAL UPDATE AND ETHICS MCE (EL) (INCLUDES TREC L & E)	Legal Update I	Texas Tech University	3
03/05/09	16503	TREC LEGAL UPDATE AND ETHICS MCE (EL) (INCLUDES TREC L & E)	Legal Update II	Texas Tech University	3
11/01/07	16499	TREC LEGAL UPDATE INSTRUCTOR TRAINING	Legal Update I	Texas Real Estate Commission	3



Texas Real Estate Commission

P.O. Box 12188

Austin, TX 78711-2188

512-936-3000

Course Date	Course Number	Course Name	Subject	Provider Name	Hours
02/28/07	14295	TREC MANDATORY ETHICS UPDATE (E) (ON-LINE/EXAM)	Legal Update II	Commercial Institute, Inc.	3
02/27/07	14296	TREC MANDATORY LEGAL UPDATE (L) (ON-LINE/EXAM)	Legal Update I	Commercial Institute, Inc.	3
02/26/07	13907	THE ULTIMATE TIME MANAGEMENT COURSE	RE CE Elective	Commercial Institute, Inc.	9
12/15/04	6000	REAL ESTATE RELATED	Qualifying RE Topics	SCHOOLS FROM WHICH RELATED CREDIT IS ACCEPTED	45
12/15/04	912	REAL ESTATE INVESTMENT II	Qualifying RE Topics	The University of Texas at Arlington	45
12/11/04	6100	ALL RELATED (EXCEPT R.E.)	Qualifying RE Topics	SCHOOLS FROM WHICH RELATED CREDIT IS ACCEPTED	450
11/19/04	13839	TREC LEGAL UPDATE INSTRUCTOR TRAINING	Legal Update I	Texas Real Estate Commission	3
11/18/04	13838	TREC ETHICS INSTRUCTOR TRAINING	Legal Update II	Texas Real Estate Commission	3
08/15/04	6000	REAL ESTATE RELATED	Qualifying RE Topics	SCHOOLS FROM WHICH RELATED CREDIT IS ACCEPTED	45
08/31/03	211	REAL ESTATE APPRAISAL I	Qualifying RE Topics	The University of Texas at Arlington	45



Texas Real Estate Commission

P.O. Box 12188
 Austin, TX 78711-2188
 512-936-3000

Course Date	Course Number	Course Name	Subject	Provider Name	Hours
05/31/03	411	REAL ESTATE FINANCE I	Qualifying RE Topics	The University of Texas at Arlington	45
05/31/03	911	REAL ESTATE INVESTMENTS I	Qualifying RE Topics	The University of Texas at Arlington	45
01/27/02	111	PRINCIPLES OF REAL ESTATE I	Qualifying RE Topics	NORTH LAKE COLLEGE	60
12/16/01	1111	LAW OF AGENCY	Qualifying RE Topics	NORTH LAKE COLLEGE	45
10/28/01	1200	LAW OF CONTRACTS	Qualifying RE Topics	NORTH LAKE COLLEGE	45
08/22/01	6100	ALL RELATED (EXCEPT R.E.)	Qualifying RE Topics	SCHOOLS FROM WHICH RELATED CREDIT IS ACCEPTED	90

Additional information about this license holder may be viewed at the agency's website (www.trec.texas.gov) using the License Holder Search found on the home page. The original license date does not necessarily reflect continuous licensure. Copies of any final orders resulting from disciplinary action taken against the license holder may also be found using the Check for Disciplinary Actions link displayed under the "Related Information" on the sidebar of the License Holder Search results.

-----END OF RECORD-----



TEXAS DEPARTMENT OF LICENSING & REGULATION

Continuing Education Courses Look Up

Courses Taken

Name: MCLEROY, ROBERT BARTON **Lic#:** 12368 **License Expiration:** 7/6/2023
License Type: PROPERTY TAX CONSULTANT

[BACK to Previous Page](#) [Back to Course Search](#)

Date	Course #	Course Name	State Law / Rules	Ethics	Appraisal	PTC Related	Dup	Provider Name
01/23/2022	24610	24 HR PROPERTY TAX CONSULTANT RENEWAL	8.00	4.00	6.00	6.00		1 STOP RENEWAL (#2078)
05/10/2021	23170	12 HR PROPERTY TAX CONSULTANT RENEWAL	3.00	1.00	4.00	4.00		1ST CHOICE CE (#2023)
			State Law / Rules	Ethics	Appraisal	PTC Related		
Total			11.00	5.00	10.00	10.00		

Course Total Hours 36.00

Continuing education providers have seven days to notify TDLR that you completed a course. If you do not see your course listed above and it has been at least seven days since you completed the course, please contact the course provider to find out why your course is not on file with TDLR.

[Continuing Education Provider List](#) [Property Tax Consultant Licensing](#)
[BACK to Previous Page](#) [Back to Course Search](#)



[Privacy and Security Policy](#) | [Accessibility](#) | [Open Records Policy](#) | [Link Policy](#)
[Compact with Texans](#) | [Report Suspected Fraud, Waste, or Abuse](#) | [Texas.gov](#) | [Statewide Search](#)
[Texas Homeland Security](#) | [Texas Transparency](#) | [Texas Veterans Portal](#) | [Contact TDLR](#)



CERTIFICATE OF LICENSE HISTORY

An automated search of the Texas Real Estate Commission's database reveals the following licensing information current as of 10/14/2022. Please note: Texas does not license by mere reciprocity.

Name: LAY, STEVEN DANIEL
 License Type: Broker
 License Number: 388649
 License Status: Active
 Original License Date: 10/05/1987
 Exam Date: 11/03/1989
 License Upgraded: 11/07/1989
 License Expiration Date: 06/30/2023

DISCIPLINARY ACTIONS

An automated search of the Texas Real Estate Commission's database for the past ten (10) years reveals the following disciplinary action record(s) as of 10/14/2022. Any disciplinary actions listed below are final as of the disposition date. If this section is blank, there were no disciplinary records located.

REAL ESTATE EDUCATION HISTORY

Course Date	Course Number	Course Name	Subject	Provider Name	Hours
06/22/21	37797	Legal Update II (2020-2021)	Legal Update II	McKissock Learning	4
06/21/21	37796	Legal Update I (2020-2021)	Legal Update I	McKissock Learning	4
05/17/21	39864	NAR: May the Code be With You	RE CE Elective	McKissock Learning	3
05/11/21	40644	Real Estate Investing: Beyond the Basics	RE CE Elective	McKissock Learning	4
05/06/21	37721	A New Look at Contract Law	Contracts	McKissock Learning	3



Texas Real Estate Commission

P.O. Box 12188
 Austin, TX 78711-2188
 512-936-3000

Course Date	Course Number	Course Name	Subject	Provider Name	Hours
06/24/19	33198	Legal Update II (2018-2019)	Legal Update II	360training.com, Inc.	4
06/19/19	36323	Property Management - PDF	RE CE Elective	360training.com, Inc.	4
06/18/19	35784	Liens, Taxes and Foreclosures	RE CE Elective	360training.com, Inc.	3
04/23/19	35785	Closing and Settlement Costs	RE CE Elective	360training.com, Inc.	3
04/04/19	33197	Legal Update I (2018-2019)	Legal Update I	Republic Title of Texas, Inc.	4
05/08/17	30178	Millennials are Changing Real Estate: Are Your Ready?	RE CE Elective	McKissock Learning	4
03/02/17	30051	RPR Mobile	RE CE Elective	Republic Title of Texas, Inc.	1
10/06/16	29623	Legal Update II	Legal Update II	Champions School of Real Estate, LTD	4
10/06/16	29622	Legal Update I	Legal Update I	Champions School of Real Estate, LTD	4
10/06/16	29978	Technology Update	RE CE Elective	Champions School of Real Estate, LTD	2
08/11/16	29673	Cloud CMA Unleashed	RE CE Elective	Republic Title of Texas, Inc.	3
05/18/15	26393	TREC Ethics MCE	Legal Update II	Champions School of Real Estate, LTD	3
05/18/15	26392	TREC Legal Update MCE	Legal Update I	Champions School of Real Estate, LTD	3
03/04/15	26649	eEdge - My Marketing	RE CE Elective	MTritt Inc.	2
01/16/15	27138	Become Google Great	RE CE Elective	MTritt Inc.	2
01/15/15	27136	Realist Tax	RE CE Elective	Collin County Association of REALTORS, Inc.	3



Texas Real Estate Commission

P.O. Box 12188

Austin, TX 78711-2188

512-936-3000

Course Date	Course Number	Course Name	Subject	Provider Name	Hours
12/17/14	27047	Advanced MLS Listings	RE CE Elective	Collin County Association of REALTORS, Inc.	3
12/16/14	26648	Lead Generate with Facebook	RE CE Elective	MTritt Inc.	2
11/20/13	24541	ADVANCED NTREIS LISTINGS 102	RE CE Elective	Collin County Association of REALTORS, Inc.	3
04/23/13	24214	BROKER RESPONSIBILITY COURSE	Broker Responsibility	Champions School of Real Estate, LTD	6
04/22/13	23556	TREC Ethics MCE	Legal Update II	Champions School of Real Estate, LTD	3
04/22/13	24483	HOTTEST OF THE NEW TECH	RE CE Elective	Champions School of Real Estate, LTD	3
04/22/13	23555	TREC Legal Update MCE	Legal Update I	Champions School of Real Estate, LTD	3
04/11/11	18650	TREC ETHICS MCE (E)	Legal Update II	Champions School of Real Estate, LTD	3
04/11/11	18649	TREC LEGAL UPDATE MCE (L)	Legal Update I	Champions School of Real Estate, LTD	3
04/08/11	19237	INSIDER'S GUIDE TO COMMERCIAL REAL ESTATE	RE CE Elective	Champions School of Real Estate, LTD	9
02/19/09	811	PROPERTY MANAGEMENT I	Qualifying RE Topics	Collin College	30
11/01/07	16499	TREC LEGAL UPDATE INSTRUCTOR TRAINING	Legal Update I	Texas Real Estate Commission	3
11/01/07	16500	TREC ETHICS INSTRUCTOR TRAINING	Legal Update II	Texas Real Estate Commission	3



Texas Real Estate Commission

P.O. Box 12188

Austin, TX 78711-2188

512-936-3000

Course Date	Course Number	Course Name	Subject	Provider Name	Hours
04/14/07	14295	TREC MANDATORY ETHICS UPDATE (E) (ON-LINE/EXAM)	Legal Update II	Commercial Institute, Inc.	3
04/14/07	14296	TREC MANDATORY LEGAL UPDATE (L) (ON-LINE/EXAM)	Legal Update I	Commercial Institute, Inc.	3
03/22/07	15550	ETHICS FOR THE REAL ESTATE MANAGER - ETH800	RE CE Elective	Institute of Real Estate Management	5
09/26/06	13802	PROPERTY MANAGEMENT PLANS: THE IREM MODEL - BDM602	RE CE Elective	Institute of Real Estate Management	14
02/17/05	811	PROPERTY MANAGEMENT I	Qualifying RE Topics	Collin College	45
02/08/03	12509	CCCC REAL ESTATE MCE	Legal Update I	COLLIN COUNTY COMM COLLEGE DIST	12
02/08/03	12509	CCCC REAL ESTATE MCE	RE CE Elective	COLLIN COUNTY COMM COLLEGE DIST	3
05/24/01	11615	INCOME PROPERTY ANALYSIS	Legal Update I	Kaplan Real Estate Education	3
05/24/01	11615	INCOME PROPERTY ANALYSIS	RE CE Elective	Kaplan Real Estate Education	9
05/24/01	11615	INCOME PROPERTY ANALYSIS	Legal Update II	Kaplan Real Estate Education	3
05/27/99	11304	CONTRACTS	RE CE Elective	Texas Tech University	3



Texas Real Estate Commission

P.O. Box 12188
 Austin, TX 78711-2188
 512-936-3000

Course Date	Course Number	Course Name	Subject	Provider Name	Hours
05/27/99	11304	CONTRACTS	Legal Update I	Texas Tech University	12
05/15/98	10894	COMMERCIAL BROKERAGE & ETHICAL CONDUCT	Legal Update I	Texas Tech University	3
05/15/98	10894	COMMERCIAL BROKERAGE & ETHICAL CONDUCT	RE CE Elective	Texas Tech University	9
05/15/98	10894	COMMERCIAL BROKERAGE & ETHICAL CONDUCT	Legal Update II	Texas Tech University	3
10/14/94	10292	FINANCE UPDATE PLUS ENVIRONMENTAL ISSUES	RE CE Elective	Kaplan Real Estate Education	3
10/14/94	10292	FINANCE UPDATE PLUS ENVIRONMENTAL ISSUES	Legal Update I	Kaplan Real Estate Education	4
10/13/94	10293	LEGAL UPDATE	Legal Update I	Kaplan Real Estate Education	8
11/17/91	10103	COMMERCIAL REAL ESTATE IN THE 1990'S	RE CE Elective	ZCI, INC.	9
11/17/91	10103	COMMERCIAL REAL ESTATE IN THE 1990'S	Legal Update I	ZCI, INC.	3
11/17/91	10103	COMMERCIAL REAL ESTATE IN THE 1990'S	Legal Update II	ZCI, INC.	3
07/31/89	911	REAL ESTATE INVESTMENTS I	Qualifying RE Topics	Champions School of Real Estate, LTD	30



Texas Real Estate Commission

P.O. Box 12188
 Austin, TX 78711-2188
 512-936-3000

Course Date	Course Number	Course Name	Subject	Provider Name	Hours
07/20/89	6100	ALL RELATED (EXCEPT R.E.)	Qualifying RE Topics	SCHOOLS FROM WHICH RELATED CREDIT IS ACCEPTED	630
06/30/89	811	PROPERTY MANAGEMENT I	Qualifying RE Topics	Champions School of Real Estate, LTD	30
05/31/88	211	REAL ESTATE APPRAISAL I	Qualifying RE Topics	HOUSTON COMMUNITY COLLEGE SYSTEM	45
05/31/87	311	REAL ESTATE LAW I	Qualifying RE Topics	HOUSTON COMMUNITY COLLEGE SYSTEM	45
05/31/86	111	PRINCIPLES OF REAL ESTATE I	Qualifying RE Topics	HOUSTON COMMUNITY COLLEGE SYSTEM	45

Additional information about this license holder may be viewed at the agency's website (www.trec.texas.gov) using the License Holder Search found on the home page. The original license date does not necessarily reflect continuous licensure. Copies of any final orders resulting from disciplinary action taken against the license holder may also be found using the Check for Disciplinary Actions link displayed under the "Related Information" on the sidebar of the License Holder Search results.

-----END OF RECORD-----



Texas Real Estate Commission
 P.O. Box 12188
 Austin, TX 78711-2188
 512-936-3000

CERTIFICATE OF LICENSE HISTORY

An automated search of the Texas Real Estate Commission's database reveals the following licensing information current as of 10/14/2022. Please note: Texas does not license by mere reciprocity.

Name: MCLEOD, JAMES DEAN
 License Type: Sales Agent
 License Number: 493166
 License Status: Active
 Original License Date: 02/06/2002
 Exam Date: 02/05/2002
 License Expiration Date: 03/31/2024

DISCIPLINARY ACTIONS

An automated search of the Texas Real Estate Commission's database for the past ten (10) years reveals the following disciplinary action record(s) as of 10/14/2022. Any disciplinary actions listed below are final as of the disposition date. If this section is blank, there were no disciplinary records located.

REAL ESTATE EDUCATION HISTORY

Course Date	Course Number	Course Name	Subject	Provider Name	Hours
03/02/22	39327	Commercial Letter of Intent - Beginners Road Map	RE CE Elective	Texas REALTORS	3
01/13/22	42039	Legal Update I (2022-2023)	Legal Update I	Collin County Association of REALTORS, Inc.	4
12/29/21	37797	Legal Update II (2020-2021)	Legal Update II	Collin County Association of REALTORS, Inc.	4
10/04/21	41145	Understanding the Nature of a Farm and Ranch Contract	Contracts	Texas REALTORS	4



Texas Real Estate Commission

P.O. Box 12188
Austin, TX 78711-2188
512-936-3000

Course Date	Course Number	Course Name	Subject	Provider Name	Hours
09/30/21	40563	How to Avoid Getting Sued	RE CE Elective	Texas REALTORS	2
09/08/21	40962	Credit Reporting & Scoring: What You & Your Buyers Need to Know	RE CE Elective	ACE Credit Consulting	1
05/13/21	37139	Titles, Surveys, Floods & MUDs	RE CE Elective	Kathryn C Wheat School of Real Estate	3
02/08/21	40087	Social Media Marketing to Custom Audiences	RE CE Elective	MTritt Inc.	2
02/02/21	38671	7 Ways to Improve Your Business	RE CE Elective	MTritt Inc.	2
11/10/20	37382	43 Ways to Lose Your License	RE CE Elective	Texas REALTORS	1
11/05/20	38125	Video Marketing for Realtors	RE CE Elective	Stewart Title Company	1
10/06/20	39876	Mastering Relationship Marketing for Realtors	RE CE Elective	Catherine Connors	2
06/24/20	35022	Buy and Hold Investing	RE CE Elective	StepStone Realty, LLC	2
06/17/20	39367	Lead Generation in this New World	RE CE Elective	StepStone Realty, LLC	2
05/28/20	36740	Understanding Agency for the Investor Agent	RE CE Elective	StepStone Realty, LLC	2
05/21/20	36427	Sub2	RE CE Elective	StepStone Realty, LLC	2
05/19/20	35609	Wholesaling 101	RE CE Elective	StepStone Realty, LLC	2
05/14/20	35113	Investor 101	RE CE Elective	StepStone Realty, LLC	2



Texas Real Estate Commission

P.O. Box 12188
 Austin, TX 78711-2188
 512-936-3000

Course Date	Course Number	Course Name	Subject	Provider Name	Hours
04/02/20	34403	Become Google Great	RE CE Elective	MTritt Inc.	3
03/26/20	35947	Video Marketing for Real Estate	RE CE Elective	MTritt Inc.	3
03/24/20	37773	Canva for Beginners	RE CE Elective	Collin County Association of REALTORS, Inc.	2
03/17/20	35557	Luxury Listings: Working with Sellers of \$1M+ Properties	RE CE Elective	Preferred Systems, Inc.	2
03/03/20	35265	Commercial Leasing 101	RE CE Elective	Texas REALTORS	3
02/04/20	35367	Broker Responsibility Course (2019-2020)	Broker Responsibility	Collin County Association of REALTORS, Inc.	6
02/03/20	35644	Lead Generation 101	RE CE Elective	Stewart Title Company	2
01/13/20	37626	The iBuyer Era	RE CE Elective	Stewart Title Company	1
01/09/20	37796	Legal Update I (2020-2021)	Legal Update I	Texas REALTORS	4
01/09/20	37797	Legal Update II (2020-2021)	Legal Update II	Texas REALTORS	4
05/08/19	35609	Wholesaling 101	RE CE Elective	StepStone Realty, LLC	2
03/30/19	34401	Anatomy of a Lawsuit: Avoiding Being Sued by Residential Buyers	RE CE Elective	Almanza, Blackburn, Dickie & Mitchell, A Registered LLP	1
03/28/19	35315	When Agents Get Sued:Case Studies of Actual Agent Lawsuits	RE CE Elective	Almanza, Blackburn, Dickie & Mitchell, A Registered LLP	1
09/26/18	33772	Discover Your Facebook Goldmine	RE CE Elective	MTritt Inc.	3



Texas Real Estate Commission

P.O. Box 12188
Austin, TX 78711-2188
512-936-3000

Course Date	Course Number	Course Name	Subject	Provider Name	Hours
09/18/18	34123	Remine	RE CE Elective	Stewart Title Company	1
08/29/18	31624	RENE Certification Course - 2 Day	RE CE Elective	Texas REALTORS	16
06/08/18	34123	Remine	RE CE Elective	Stewart Title Company	1
04/27/18	34306	The ABC's of Flipping	RE CE Elective	Texas REALTORS	2
03/28/18	30810	Buy & Hold Real Estate	RE CE Elective	MetroTex Association of Realtors, Inc.	1
03/23/18	31846	DocuSign Advanced	RE CE Elective	Republic Title of Texas, Inc.	2
03/16/18	33198	Legal Update II (2018-2019)	Legal Update II	Collin County Association of REALTORS, Inc.	4
03/15/18	33197	Legal Update I (2018-2019)	Legal Update I	Collin County Association of REALTORS, Inc.	4
10/03/17	29743	Evernote for Everything in Real Estate	RE CE Elective	MTritt Inc.	2
10/20/16	31352	Understand Builder Contracts and Addendums	RE CE Elective	Carlisle Title of Texas, LLC	2
05/25/16	30328	Strategies of Top Listing Agents	RE CE Elective	Collin County Association of REALTORS, Inc.	4
03/10/16	28416	Apps for Real Estate	RE CE Elective	Dawn Enoch Moore, P.C.	1
02/17/16	30051	RPR Mobile	RE CE Elective	Republic Title of Texas, Inc.	1
01/06/16	26907	Contract Revisions	RE CE Elective	Republic Title of Texas, Inc.	1



Texas Real Estate Commission

P.O. Box 12188
Austin, TX 78711-2188
512-936-3000

Course Date	Course Number	Course Name	Subject	Provider Name	Hours
09/23/15	28632	Texas Vet: Housing and Land Loan Program	RE CE Elective	Texas REALTORS	1
09/18/15	28188	Contracts	RE CE Elective	Collin County Association of REALTORS, Inc.	3
09/18/15	27765	Broker Responsibility Course	Broker Responsibility	Collin County Association of REALTORS, Inc.	6
09/17/15	28419	Video & You	RE CE Elective	Dawn Enoch Moore, P.C.	1
09/16/15	26392	TREC Legal Update MCE	Legal Update I	Collin County Association of REALTORS, Inc.	3
09/16/15	26393	TREC Ethics MCE	Legal Update II	Collin County Association of REALTORS, Inc.	3
08/20/15	555	GRI II(MARKETING)	Qualifying RE Topics	Texas REALTORS	30
08/05/15	29151	Pinterest for Profit	RE CE Elective	Dawn Enoch Moore, P.C.	1
06/12/15	27595	CMA's in NTREIS Matrix	RE CE Elective	Republic Title of Texas, Inc.	2
01/14/15	28024	Cloud CMA in NTREIS Matrix	RE CE Elective	Republic Title of Texas, Inc.	2
12/16/14	26648	Lead Generate with Facebook	RE CE Elective	MTritt Inc.	2
12/02/14	28016	A VISION FOR 2015 & BEYOND	RE CE Elective	Champions School of Real Estate, LTD	2
11/13/14	26357	Residential Service Contract - Basic	RE CE Elective	Rosow Education	1
11/08/14	26249	TITLE COMMITMENT 101	RE CE Elective	Republic Title of Texas, Inc.	1



Texas Real Estate Commission

P.O. Box 12188

Austin, TX 78711-2188

512-936-3000

Course Date	Course Number	Course Name	Subject	Provider Name	Hours
04/23/14	26731	How to Work Multiple Offers Without Giving Your Broker an Ulcer	RE CE Elective	Chicago Title DFW	1
03/27/14	22348	Video Marketing For Your Business	RE CE Elective	MTritt Inc.	2
03/27/14	22348	Video Marketing For Your Business	RE CE Elective	MTritt Inc.	2
03/23/14	24764	REAL ESTATE MARKETING: HOW TO GET RICH IN REAL ESTATE...AND HAVE	RE CE Elective	St Edward's University Professional Education	9
03/21/14	26447	TREC Ethics MCE	Legal Update II	St Edward's University Professional Education	3
03/07/14	26392	TREC Legal Update MCE	Legal Update I	Dawn Enoch Moore, P.C.	3
10/10/12	24080	FOUNDATION REPAIRS: HOW TO AVOID CLOSING PITFALLS WHILE GAINING	RE CE Elective	Thomas M Kidd	3
03/29/12	19487	IPAD - A REAL ESTATE TOOL	RE CE Elective	Chicago Title DFW	2
02/15/12	23556	TREC Ethics MCE	Legal Update II	Collin County Association of REALTORS, Inc.	3
02/15/12	23555	TREC Legal Update MCE	Legal Update I	Collin County Association of REALTORS, Inc.	3
01/31/12	23901	BLOGGING FOR TODAY'S REALTOR	RE CE Elective	Amy Smythe Harris	2



Texas Real Estate Commission

P.O. Box 12188
Austin, TX 78711-2188
512-936-3000

Course Date	Course Number	Course Name	Subject	Provider Name	Hours
12/16/11	23688	Mobile Agent	RE CE Elective	Collin County Association of REALTORS, Inc.	2
12/16/11	23687	iPad	RE CE Elective	Collin County Association of REALTORS, Inc.	2
04/27/11	22642	Run the Numbers...Seal the Deal	RE CE Elective	Pat Zaby, Inc.	3
07/15/10	17383	NAVIGATING AN REO CONTRACT	RE CE Elective	Republic Title of Texas, Inc.	1
06/03/10	17492	SUCCESSFULLY SELLING HUD HOMES	RE CE Elective	Kaplan Real Estate Education	4
02/25/10	18836	NTREIS INNOVIA ADVANCED 102	RE CE Elective	Collin County Association of REALTORS, Inc.	3
02/05/10	18649	TREC LEGAL UPDATE MCE (L)	Legal Update I	Collin County Association of REALTORS, Inc.	3
01/29/10	18835	NTREIS INNOVIA BASIC 101	RE CE Elective	Collin County Association of REALTORS, Inc.	3
01/26/10	18650	TREC ETHICS MCE (E)	Legal Update II	Collin County Association of REALTORS, Inc.	3
12/16/09	18616	THE CHANGING FACE OF RESPA	RE CE Elective	SOUTHLAKE REAL ESTATE ACADEMY,	1
11/17/09	18223	CONCRETE TO CLOSING	RE CE Elective	Ebby Halliday Real Estate, Inc.	2
11/12/08	17439	DISTRESSED OWNERS - FORECLOSURE OVERVIEW	RE CE Elective	Foreclosure Listing Service, Inc.	1



Texas Real Estate Commission

P.O. Box 12188

Austin, TX 78711-2188

512-936-3000

Course Date	Course Number	Course Name	Subject	Provider Name	Hours
11/07/08	16182	TITLE COMMITMENT 101	RE CE Elective	Republic Title of Texas, Inc.	1
09/11/08	17157	NTREIS LISTINGS 102	RE CE Elective	Collin County Association of REALTORS, Inc.	3
04/22/08	16237	MARKETING WITHOUT MONEY	RE CE Elective	Texas REALTORS	2
04/08/08	16013	A SHORT STORY ABOUT SHORT SALES	RE CE Elective	PGP TITLE, INC	1
04/08/08	16174	BASIC MINERAL RIGHTS IN TEXAS REAL ESTATE	RE CE Elective	PGP TITLE, INC	1
02/22/08	16496	TREC LEGAL UPDATE MCE (L)	Legal Update I	Champions School of Real Estate, LTD	3
02/18/08	16497	TREC ETHICS MCE (E)	Legal Update II	Rate of Change Training	3
11/02/07	16422	ESTRATGEY: HOW TO LIST, PROSPECT AND LAUGH IN A CHANGING MARKET	RE CE Elective	PINNACLE QUEST	3
09/21/07	16215	THE MILLIONAIRE REAL ESTATE AGENT: IT'S NOT ABOUT THE MONEY	RE CE Elective	Rate of Change Training	9
05/09/07	15789	INTERNET LEAD GENERATION	RE CE Elective	MTritt Inc.	2
05/07/07	15790	EFFECTIVELY DESIGN A REAL ESTATE WEBSITE	RE CE Elective	MTritt Inc.	2



Texas Real Estate Commission

P.O. Box 12188

Austin, TX 78711-2188

512-936-3000

Course Date	Course Number	Course Name	Subject	Provider Name	Hours
04/19/07	14632	IRS CODE SECTION 1031 TAX FREE EXCHANGES	RE CE Elective	Title Resources Guaranty Company	1
03/19/07	14412	CONVERTING TECHNOLOGY INTO CASH!	RE CE Elective	PINNACLE QUEST	3
02/09/06	14811	CONTRACTS & NEGOTIATIONS (EL) (INCLUDES TREC LEGAL & ETHICS)	Legal Update I	Collin County Association of REALTORS, Inc.	3
02/09/06	14811	CONTRACTS & NEGOTIATIONS (EL) (INCLUDES TREC LEGAL & ETHICS)	RE CE Elective	Collin County Association of REALTORS, Inc.	9
02/09/06	14811	CONTRACTS & NEGOTIATIONS (EL) (INCLUDES TREC LEGAL & ETHICS)	Legal Update II	Collin County Association of REALTORS, Inc.	3
01/26/06	14277	LEARNING ZIPFORM ONLINE	RE CE Elective	MTritt Inc.	1
05/04/05	14022	MARKETING WITH NTREIS AND TOP PRODUCER 7I	RE CE Elective	TECHNOSMART FUTURE	3
02/06/04	13375	CRS NINJA SELLING	RE CE Elective	Collin County Association of REALTORS, Inc.	8
01/22/04	12571	MCE-NEGOTIATIONS	RE CE Elective	Kaplan Real Estate Education	2
01/22/04	12465	CONTRACT POINTERS	Legal Update I	Kaplan Real Estate Education	3
01/22/04	12571	MCE-NEGOTIATIONS	Legal Update I	Kaplan Real Estate Education	2



Texas Real Estate Commission

P.O. Box 12188
 Austin, TX 78711-2188
 512-936-3000

Course Date	Course Number	Course Name	Subject	Provider Name	Hours
01/21/04	13184	PURCHASING POWER	RE CE Elective	Kaplan Real Estate Education	2
01/21/04	13184	PURCHASING POWER	Legal Update I	Kaplan Real Estate Education	3
01/21/04	13184	PURCHASING POWER	Legal Update II	Kaplan Real Estate Education	3
01/30/03	12297	MOLD, MILDEW AND YOU	Legal Update I	Kaplan Real Estate Education	4
01/30/03	11943	REAL ESTATE ETHICS - TAPES	Legal Update II	Kaplan Real Estate Education	3
01/29/03	12700	CONTRACTS AND UPDATE	Legal Update I	Kaplan Real Estate Education	8
10/10/02	12340	EFFECTIVE BUYER REPRESENTATION	Legal Update I	CONTINUING EDUCATION INSTITUTE	9
10/10/02	12340	EFFECTIVE BUYER REPRESENTATION	RE CE Elective	CONTINUING EDUCATION INSTITUTE	6
10/07/02	12391	THE E-BUYER	Legal Update I	CONTINUING EDUCATION INSTITUTE	3
10/07/02	12391	THE E-BUYER	RE CE Elective	CONTINUING EDUCATION INSTITUTE	4
01/10/02	1200	LAW OF CONTRACTS	Qualifying RE Topics	Kaplan Real Estate Education	30
12/19/01	1111	LAW OF AGENCY	Qualifying RE Topics	Kaplan Real Estate Education	30
12/31/99	311	REAL ESTATE LAW I	Qualifying RE Topics	Collin College	45
08/31/99	111	PRINCIPLES OF REAL ESTATE I	Qualifying RE Topics	Collin College	45



Texas Real Estate Commission

P.O. Box 12188

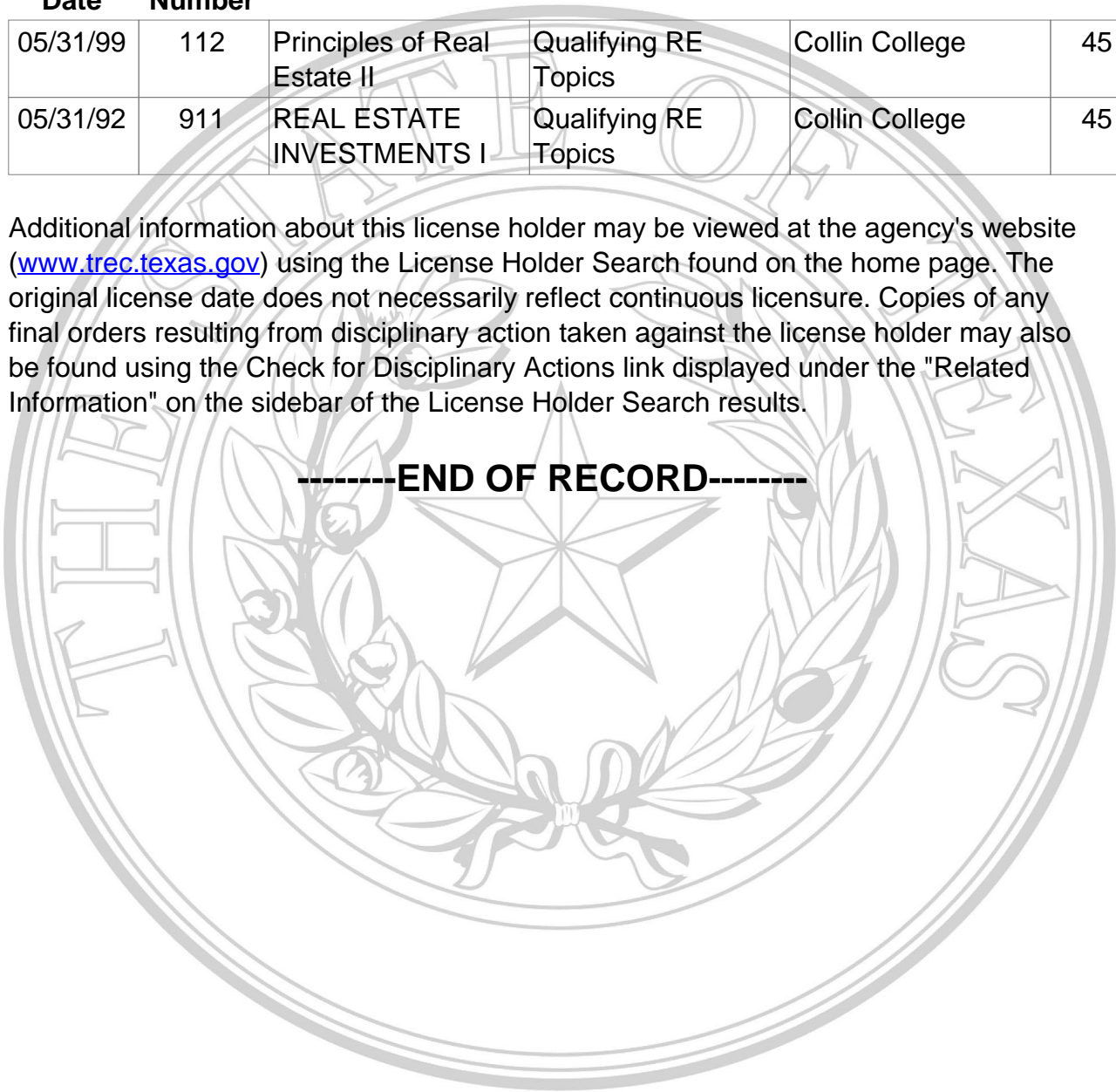
Austin, TX 78711-2188

512-936-3000

Course Date	Course Number	Course Name	Subject	Provider Name	Hours
05/31/99	112	Principles of Real Estate II	Qualifying RE Topics	Collin College	45
05/31/92	911	REAL ESTATE INVESTMENTS I	Qualifying RE Topics	Collin College	45

Additional information about this license holder may be viewed at the agency's website (www.trec.texas.gov) using the License Holder Search found on the home page. The original license date does not necessarily reflect continuous licensure. Copies of any final orders resulting from disciplinary action taken against the license holder may also be found using the Check for Disciplinary Actions link displayed under the "Related Information" on the sidebar of the License Holder Search results.

-----END OF RECORD-----





CERTIFICATE OF LICENSE HISTORY

An automated search of the Texas Real Estate Commission's database reveals the following licensing information current as of 10/14/2022. Please note: Texas does not license by mere reciprocity.

Name: FLANIGAN, LATOYA POLAND
 License Type: Broker
 License Number: 533322
 License Status: Active
 Original License Date: 03/21/2005
 Exam Date: 03/14/2009
 License Upgraded: 04/14/2009
 License Expiration Date: 04/30/2024

DISCIPLINARY ACTIONS

An automated search of the Texas Real Estate Commission's database for the past ten (10) years reveals the following disciplinary action record(s) as of 10/14/2022. Any disciplinary actions listed below are final as of the disposition date. If this section is blank, there were no disciplinary records located.

REAL ESTATE EDUCATION HISTORY

Course Date	Course Number	Course Name	Subject	Provider Name	Hours
04/15/22	40062	Commercial Contracts: Purchase and Leases	Contracts	Clifford J Bogart	3
03/11/22	40561	TREC Contracts & Addenda	Contracts	Purvis Real Estate Training Institute	4
03/11/22	39962	Broker Responsibility Course (2021-2022)	Broker Responsibility	Purvis Real Estate Training Institute	6
03/10/22	42040	Legal Update II (2022-2023)	Legal Update II	Purvis Real Estate Training Institute	4
03/10/22	42039	Legal Update I (2022-2023)	Legal Update I	Purvis Real Estate Training Institute	4



Texas Real Estate Commission

P.O. Box 12188
 Austin, TX 78711-2188
 512-936-3000

Course Date	Course Number	Course Name	Subject	Provider Name	Hours
12/01/21	40603	Matrix MLS Tips & Tricks	RE CE Elective	Greater Fort Worth Association of Realtors, Inc.	2
11/29/21	40601	ZipForm for MLS	RE CE Elective	Greater Fort Worth Association of Realtors, Inc.	2
01/27/21	39185	Six Common Mistakes License Holders Make	RE CE Elective	AbsoluteCE	1
01/27/21	34457	Goal Setting in Real Estate	RE CE Elective	AbsoluteCE	3
05/29/20	35367	Broker Responsibility Course (2019-2020)	Broker Responsibility	AbsoluteCE	6
05/29/20	37797	Legal Update II (2020-2021)	Legal Update II	AbsoluteCE	4
05/20/20	37796	Legal Update I (2020-2021)	Legal Update I	AbsoluteCE	4
07/02/18	34453	Six Common Mistakes License Holders Make	RE CE Elective	AbsoluteCE	1
07/02/18	33198	Legal Update II (2018-2019)	Legal Update II	AbsoluteCE	4
07/02/18	33197	Legal Update I (2018-2019)	Legal Update I	AbsoluteCE	4
07/01/18	34457	Goal Setting in Real Estate	RE CE Elective	AbsoluteCE	3
06/30/18	31450	Broker Responsibility Course	Broker Responsibility	AbsoluteCE	6
04/28/16	27767	Broker Responsibility Course	Broker Responsibility	Texas State University	6
04/28/16	30561	How to Become a Great Negotiator	RE CE Elective	AbsoluteCE	6



Texas Real Estate Commission

P.O. Box 12188
 Austin, TX 78711-2188
 512-936-3000

Course Date	Course Number	Course Name	Subject	Provider Name	Hours
04/27/16	29623	Legal Update II	Legal Update II	Purvis Real Estate Training Institute	4
04/27/16	29622	Legal Update I	Legal Update I	Purvis Real Estate Training Institute	4
04/29/14	24228	BROKER RESPONSIBILITY COURSE (CCR)	Broker Responsibility	Texas State University	6
04/29/14	26448	TREC Legal Update MCE	Legal Update I	Texas State University	3
04/29/14	26447	TREC Ethics MCE	Legal Update II	Texas State University	3
04/29/14	26601	How to Get Your Life Back by Delegating	RE CE Elective	AbsoluteCE	3
04/29/12	23562	TREC Ethics MCE	Legal Update II	AbsoluteCE	3
04/27/12	23561	TREC Legal Update MCE	Legal Update I	AbsoluteCE	3
02/16/12	914	REAL ESTATE INV IV	Qualifying RE Topics	COMMERCIAL INVESTMENT REAL ESTATE INSTITUTE	30
04/26/10	18656	TREC Legal Update AND ETHICS MCE (EL) (INCLUDES TREC L & E)	Legal Update I	Kaplan University	3
04/26/10	18129	FORECLOSURES, SHORT SALES, REO'S & AUCTIONS	RE CE Elective	Kaplan University	6
04/26/10	18134	SUSTAINABLE HOUSING	RE CE Elective	Kaplan University	3
04/26/10	18656	TREC Legal Update AND ETHICS MCE (EL) (INCLUDES TREC L & E)	Legal Update II	Kaplan University	3



Texas Real Estate Commission

P.O. Box 12188

Austin, TX 78711-2188

512-936-3000

Course Date	Course Number	Course Name	Subject	Provider Name	Hours
03/26/10	912	REAL ESTATE INVESTMENT II	Qualifying RE Topics	COMMERCIAL INVESTMENT REAL ESTATE INSTITUTE	30
10/30/09	913	REAL ESTATE INVESTMENT	Qualifying RE Topics	COMMERCIAL INVESTMENT REAL ESTATE INSTITUTE	30
07/24/09	6000	REAL ESTATE RELATED	Qualifying RE Topics	SCHOOLS FROM WHICH RELATED CREDIT IS ACCEPTED	30
01/23/09	6100	ALL RELATED (EXCEPT R.E.)	Qualifying RE Topics	SCHOOLS FROM WHICH RELATED CREDIT IS ACCEPTED	570
01/14/09	711	REAL ESTATE BROKERAGE I	Qualifying RE Topics	KAPLAN UNIVERSITY	30
10/21/08	15508	INTRODUCTION TO COMMERCIAL INVESTMENT REAL ESTATE ANALYSIS	RE CE Elective	CCIM Institute	12
03/24/08	723	REAL ESTATE BROKERAGE	Qualifying RE Topics	KAPLAN UNIVERSITY	30
12/17/07	912	REAL ESTATE INVESTMENT II	Qualifying RE Topics	The University of Texas at Arlington	45
03/27/07	911	REAL ESTATE INVESTMENTS I	Qualifying RE Topics	KAPLAN UNIVERSITY	30
06/08/06	14484	SYSTEMS FOR SELLERS	RE CE Elective	MetroTex Association of Realtors, Inc.	4
03/16/06	421	LOAN AP, PROCEDURES, C/C	Qualifying RE Topics	MetroTex Association of Realtors, Inc.	30



Texas Real Estate Commission

P.O. Box 12188
 Austin, TX 78711-2188
 512-936-3000

Course Date	Course Number	Course Name	Subject	Provider Name	Hours
02/23/06	14652	ARBITRATION OF APPRAISAL REVIEW BOARD DETERMINATIONS	RE CE Elective	Texas REALTORS	9
02/09/06	13882	TREC ETHICS & TREC LEGAL (EL) (INCLUDES TREC L&E)	Legal Update I	MetroTex Association of Realtors, Inc.	3
02/09/06	13882	TREC ETHICS & TREC LEGAL (EL) (INCLUDES TREC L&E)	RE CE Elective	MetroTex Association of Realtors, Inc.	1
02/09/06	13882	TREC ETHICS & TREC LEGAL (EL) (INCLUDES TREC L&E)	Legal Update II	MetroTex Association of Realtors, Inc.	3
10/11/05	13810	INTERNET MARKETING	RE CE Elective	MetroTex Association of Realtors, Inc.	3
07/28/05	13498	INTRODUCTION TO ZIPFORMONLINE	RE CE Elective	MetroTex Association of Realtors, Inc.	2
07/26/05	14191	MANAGING YOUR PROSPECTS	RE CE Elective	MetroTex Association of Realtors, Inc.	2
07/21/05	14310	THE EVICTION PROCESS	RE CE Elective	MetroTex Association of Realtors, Inc.	1
07/14/05	14240	INTRO TO NTREIS LISTINGS	RE CE Elective	MetroTex Association of Realtors, Inc.	3
06/29/04	6100	ALL RELATED (EXCEPT R.E.)	Qualifying RE Topics	SCHOOLS FROM WHICH RELATED CREDIT IS ACCEPTED	60



Texas Real Estate Commission

P.O. Box 12188
 Austin, TX 78711-2188
 512-936-3000

Course Date	Course Number	Course Name	Subject	Provider Name	Hours
05/02/04	1200	LAW OF CONTRACTS	Qualifying RE Topics	NORTH LAKE COLLEGE	30
02/22/04	1111	LAW OF AGENCY	Qualifying RE Topics	NORTH LAKE COLLEGE	30
02/22/04	112	Principles of Real Estate II	Qualifying RE Topics	NORTH LAKE COLLEGE	30
02/01/04	111	PRINCIPLES OF REAL ESTATE I	Qualifying RE Topics	NORTH LAKE COLLEGE	30

Additional information about this license holder may be viewed at the agency's website (www.trec.texas.gov) using the License Holder Search found on the home page. The original license date does not necessarily reflect continuous licensure. Copies of any final orders resulting from disciplinary action taken against the license holder may also be found using the Check for Disciplinary Actions link displayed under the "Related Information" on the sidebar of the License Holder Search results.

-----END OF RECORD-----



CERTIFICATE OF LICENSE HISTORY

An automated search of the Texas Real Estate Commission's database reveals the following licensing information current as of 10/14/2022. Please note: Texas does not license by mere reciprocity.

Name: CHILDRESS, CHERYL LYNN
 License Type: Broker
 License Number: 544762
 License Status: Active
 Original License Date: 10/31/2005
 Exam Date: 03/02/2020
 License Upgraded: 03/04/2020
 License Expiration Date: 03/31/2024

DISCIPLINARY ACTIONS

An automated search of the Texas Real Estate Commission's database for the past ten (10) years reveals the following disciplinary action record(s) as of 10/14/2022. Any disciplinary actions listed below are final as of the disposition date. If this section is blank, there were no disciplinary records located.

REAL ESTATE EDUCATION HISTORY

Course Date	Course Number	Course Name	Subject	Provider Name	Hours
01/26/22	42501	Ammendments, Addendums and Notices	Contracts	JJ The Educator LLC	4
11/07/21	40459	Technology in Real Estate	RE CE Elective	Champions School of Real Estate, LTD	1
11/07/21	37797	Legal Update II (2020-2021)	Legal Update II	Champions School of Real Estate, LTD	4
11/07/21	39962	Broker Responsibility Course (2021-2022)	Broker Responsibility	Champions School of Real Estate, LTD	6
10/29/21	37796	Legal Update I (2020-2021)	Legal Update I	Champions School of Real Estate, LTD	4



Texas Real Estate Commission

P.O. Box 12188
 Austin, TX 78711-2188
 512-936-3000

Course Date	Course Number	Course Name	Subject	Provider Name	Hours
02/28/21	40031	Essential Topics: 3-Hour Contract Review	Contracts	Champions School of Real Estate, LTD	3
09/20/19	33198	Legal Update II (2018-2019)	Legal Update II	Collin County Association of REALTORS, Inc.	4
09/20/19	33197	Legal Update I (2018-2019)	Legal Update I	Collin County Association of REALTORS, Inc.	4
09/17/19	751	Real Estate Brokerage	Qualifying RE Topics	Champions School of Real Estate, LTD	30
09/18/17	29622	Legal Update I	Legal Update I	Republic Title of Texas, Inc.	4
08/26/17	351	Promulgated Contract Forms	Qualifying RE Topics	Lone Star College Tomball	30
06/15/16	28401	REALTORS Property Resource	RE CE Elective	Texas REALTORS	1
06/06/16	29623	Legal Update II	Legal Update II	Republic Title of Texas, Inc.	4
05/23/16	28320	Rock Your Real Estate Website	RE CE Elective	MTritt Inc.	3
04/05/16	778	GRI Brokerage	Qualifying RE Topics	Texas REALTORS	30
02/18/16	556	GRI Marketing	Qualifying RE Topics	Texas REALTORS	30
01/05/16	27843	Contracts: Points of Interest Through the Title Company	RE CE Elective	FNF Lawyers Title of Texas, Inc.	1
12/01/15	29904	TREC Contracts Update	RE CE Elective	Champions School of Real Estate, LTD	3
11/19/15	444	GRI I(FINANCE)	Qualifying RE Topics	Texas REALTORS	30



Texas Real Estate Commission

P.O. Box 12188
Austin, TX 78711-2188
512-936-3000

Course Date	Course Number	Course Name	Subject	Provider Name	Hours
10/20/15	28272	Short Sales and Foreclosures: What Real Estate Professionals Ne	RE CE Elective	The CE Shop LLC	6
08/20/15	26137	CMA CLINIC	RE CE Elective	MetroTex Association of Realtors, Inc.	4
07/23/15	28199	Matrix to the Max	RE CE Elective	Republic Title of Texas, Inc.	1
07/14/15	26474	TREC Legal Update MCE	Legal Update I	Kaplan Real Estate Education	3
07/14/15	26475	TREC Ethics MCE	Legal Update II	Kaplan Real Estate Education	3
05/14/15	25838	ADVANCED REALTORS PROPERTY RESOURCE	RE CE Elective	Texas REALTORS	2
02/04/15	26024	ACCREDITED BUYER REPRESENTATIVE DESIGNATION COURSE	RE CE Elective	Texas REALTORS	16
12/02/13	26463	What You Need to Know about HOA's	RE CE Elective	FNF Lawyers Title of Texas, Inc.	1
05/24/13	23490	HUD - Processes and Procedures	RE CE Elective	ALLSTAR ACADEMY OF REAL ESTATE	2
12/06/12	17992	INVESTMENT PROPERTY PRACTICE AND MANAGEMENT V3.0 ONLINE	RE CE Elective	Kaplan Real Estate Education	9
12/04/12	23558	TREC Legal Update MCE	Legal Update I	Kaplan University	3
11/20/12	23559	TREC Ethics MCE	Legal Update II	Kaplan University	3



Texas Real Estate Commission

P.O. Box 12188
 Austin, TX 78711-2188
 512-936-3000

Course Date	Course Number	Course Name	Subject	Provider Name	Hours
08/27/11	18656	TREC Legal Update AND ETHICS MCE (EL) (INCLUDES TREC L & E)	Legal Update I	Kaplan University	3
08/27/11	18656	TREC Legal Update AND ETHICS MCE (EL) (INCLUDES TREC L & E)	Legal Update II	Kaplan University	3
08/27/11	22996	FORECLOSURES, SHORT SALES, REO'S AND AUCTIONS	RE CE Elective	Kaplan University	9
05/09/11	22560	NEGOTIATION STRATEGIES	RE CE Elective	J. C. Johnson	1
11/17/10	19124	BECOME GOOGLE GREAT	RE CE Elective	MTritt Inc.	2
11/01/10	18373	CONTACTING YOUR CONTACTS	RE CE Elective	Republic Title of Texas, Inc.	2
05/17/10	17384	RECORD KEEPING FOR LICENSEES	RE CE Elective	Republic Title of Texas, Inc.	1
03/24/10	16883	CMA/APPRaisal CLASS	RE CE Elective	Collin County Association of REALTORS, Inc.	3
09/14/09	18267	LEASE PURCHASE...JUST SAY NO!	RE CE Elective	Republic Title of Texas, Inc.	1
08/27/09	16504	TREC LEGAL UPDATE MCE (L) (ONLINE EXAM)	Legal Update I	Kaplan Real Estate Education	3
08/26/09	16505	TREC ETHICS MCE (E) (ONLINE EXAM)	Legal Update II	Kaplan Real Estate Education	3



Texas Real Estate Commission

P.O. Box 12188
Austin, TX 78711-2188
512-936-3000

Course Date	Course Number	Course Name	Subject	Provider Name	Hours
08/24/09	16819	FOUNDATION REPAIRS: HOW TO AVOID CLOSING PITFALLS WHILE GAINING	RE CE Elective	Thomas M Kidd	3
06/29/09	18087	SOCIAL NETWORKING WORKSHOP	RE CE Elective	MTritt Inc.	3
12/30/08	17307	CERTIFIED HOME MARKETING SPECIALIST	RE CE Elective	Champions School of Real Estate, LTD	9
09/21/08	517	Marketing VII	Qualifying RE Topics	KAPLAN UNIVERSITY	30
12/27/07	711	REAL ESTATE BROKERAGE I	Qualifying RE Topics	KAPLAN UNIVERSITY	30
07/27/07	611	REAL ESTATE MATH I	Qualifying RE Topics	KAPLAN UNIVERSITY	30
06/23/07	14435	PREPARING CLIENTS FOR CLOSING	RE CE Elective	MetroTex Association of Realtors, Inc.	4
06/23/07	14534	CONTRACT ADDENDA AND THEIR USE	RE CE Elective	MetroTex Association of Realtors, Inc.	4
06/07/07	14533	LISTING STRATEGIES USING PRICING	RE CE Elective	MetroTex Association of Realtors, Inc.	4
11/20/06	15404	STANDING UP FOR FAIR HOUSING	RE CE Elective	NRT Texas LLC	3
07/21/06	525	REAL ESTATE MARKETING	Qualifying RE Topics	Kaplan Real Estate Education	30
03/15/06	13734	BUYER SERVICES: THE BEST WE HAVE TO OFFER	RE CE Elective	MetroTex Association of Realtors, Inc.	3



Texas Real Estate Commission

P.O. Box 12188
 Austin, TX 78711-2188
 512-936-3000

Course Date	Course Number	Course Name	Subject	Provider Name	Hours
03/15/06	13734	BUYER SERVICES: THE BEST WE HAVE TO OFFER	Legal Update I	MetroTex Association of Realtors, Inc.	1
03/15/06	13498	INTRODUCTION TO ZIPFORMONLINE	RE CE Elective	MetroTex Association of Realtors, Inc.	2
03/14/06	13810	INTERNET MARKETING	RE CE Elective	MetroTex Association of Realtors, Inc.	3
12/29/05	14477	ADVANCED NTREIS LISTINGS	RE CE Elective	MetroTex Association of Realtors, Inc.	3
12/27/05	14240	INTRO TO NTREIS LISTINGS	RE CE Elective	MetroTex Association of Realtors, Inc.	3
08/23/05	6100	ALL RELATED (EXCEPT R.E.)	Qualifying RE Topics	SCHOOLS FROM WHICH RELATED CREDIT IS ACCEPTED	60
07/23/05	1200	LAW OF CONTRACTS	Qualifying RE Topics	KAPLAN UNIVERSITY	30
07/17/05	112	Principles of Real Estate II	Qualifying RE Topics	KAPLAN UNIVERSITY	30
06/04/05	1111	LAW OF AGENCY	Qualifying RE Topics	KAPLAN UNIVERSITY	30
05/03/05	111	PRINCIPLES OF REAL ESTATE I	Qualifying RE Topics	KAPLAN UNIVERSITY	30
08/09/03	6100	ALL RELATED (EXCEPT R.E.)	Qualifying RE Topics	SCHOOLS FROM WHICH RELATED CREDIT IS ACCEPTED	570

Additional information about this license holder may be viewed at the agency's website (www.trec.texas.gov) using the License Holder Search found on the home page. The original license date does not necessarily reflect continuous licensure. Copies of any final orders resulting from disciplinary action taken against the license holder may also



Texas Real Estate Commission

P.O. Box 12188

Austin, TX 78711-2188

512-936-3000

be found using the Check for Disciplinary Actions link displayed under the "Related Information" on the sidebar of the License Holder Search results.

-----END OF RECORD-----





CERTIFICATE OF LICENSE HISTORY

An automated search of the Texas Real Estate Commission's database reveals the following licensing information current as of 10/14/2022. Please note: Texas does not license by mere reciprocity.

Name: LEVINGSTON, RANDAL
 License Type: Sales Agent
 License Number: 717361
 License Status: Inactive
 Original License Date: 02/12/2019
 Exam Date: 01/29/2019
 License Expiration Date: 02/28/2023

DISCIPLINARY ACTIONS

An automated search of the Texas Real Estate Commission's database for the past ten (10) years reveals the following disciplinary action record(s) as of 10/14/2022. Any disciplinary actions listed below are final as of the disposition date. If this section is blank, there were no disciplinary records located.

REAL ESTATE EDUCATION HISTORY

Course Date	Course Number	Course Name	Subject	Provider Name	Hours
04/24/21	37688	The Forms You Need to Know	Contracts	Texas REALTORS	3
01/12/21	935	Real Estate Investment	Qualifying RE Topics	Kaplan Real Estate Education	30
01/10/21	851	Property Management	Qualifying RE Topics	Kaplan Real Estate Education	30
01/07/21	551	Real Estate Marketing	Qualifying RE Topics	Kaplan Real Estate Education	30
08/09/19	33197	Legal Update I (2018-2019)	Legal Update I	Champions School of Real Estate, LTD	4
08/09/19	33198	Legal Update II (2018-2019)	Legal Update II	Champions School of Real Estate, LTD	4



Texas Real Estate Commission

P.O. Box 12188

Austin, TX 78711-2188

512-936-3000

Course Date	Course Number	Course Name	Subject	Provider Name	Hours
08/08/19	33555	Insider's Guide to Commercial Real Estate	RE CE Elective	Champions School of Real Estate, LTD	10
12/16/18	1251	Law of Contracts	Qualifying RE Topics	Champions School of Real Estate, LTD	30
11/18/18	351	Promulgated Contract Forms	Qualifying RE Topics	Champions School of Real Estate, LTD	30
11/11/18	1151	Law of Agency	Qualifying RE Topics	Champions School of Real Estate, LTD	30
10/21/18	122	Principles of Real Estate II	Qualifying RE Topics	Champions School of Real Estate, LTD	30
10/14/18	121	Principles of Real Estate I	Qualifying RE Topics	Champions School of Real Estate, LTD	30
10/09/18	451	Real Estate Finance	Qualifying RE Topics	Champions School of Real Estate, LTD	30

Additional information about this license holder may be viewed at the agency's website (www.trec.texas.gov) using the License Holder Search found on the home page. The original license date does not necessarily reflect continuous licensure. Copies of any final orders resulting from disciplinary action taken against the license holder may also be found using the Check for Disciplinary Actions link displayed under the "Related Information" on the sidebar of the License Holder Search results.

-----END OF RECORD-----



CERTIFICATE OF LICENSE HISTORY

An automated search of the Texas Real Estate Commission's database reveals the following licensing information current as of 10/14/2022. Please note: Texas does not license by mere reciprocity.

Name: BICKHAM, SAMMY JR
 License Type: Professional Inspector
 License Number: 813
 License Status: Active
 Original License Date: 10/27/1994
 License Expiration Date: 04/30/2024

DISCIPLINARY ACTIONS

An automated search of the Texas Real Estate Commission's database for the past ten (10) years reveals the following disciplinary action record(s) as of 10/14/2022. Any disciplinary actions listed below are final as of the disposition date. If this section is blank, there were no disciplinary records located.

REAL ESTATE EDUCATION HISTORY

Course Date	Course Number	Course Name	Subject	Provider Name	Hours
02/24/95	10407	REAL ESTATE MCE UPDATE	Legal Update I	TRAINING, EDUC & MRKT SERV, INC	12
02/24/95	10407	REAL ESTATE MCE UPDATE	RE CE Elective	TRAINING, EDUC & MRKT SERV, INC	3
06/04/92	10007	REAL ESTATE ISSUES IN THE 90'S	RE CE Elective	MetroTex Association of Realtors, Inc.	4
06/04/92	10007	REAL ESTATE ISSUES IN THE 90'S	Legal Update I	MetroTex Association of Realtors, Inc.	11
05/01/91	10005	THE RESIDENTIAL UNIT AS AN INVESTMENT	RE CE Elective	MetroTex Association of Realtors, Inc.	3



Texas Real Estate Commission

P.O. Box 12188

Austin, TX 78711-2188

512-936-3000

INSPECTOR EDUCATION HISTORY

Course Date	Course Number	Course Name	Subject	Provider Name	Hours
08/13/22	43551	IRC Framing Inspections	Framing	InterNACHI	8
07/19/22	39752	Proper HVAC Sizing, ACCA Manuals J, S&D Flex Duct	HVAC	InterNACHI	2
04/28/22	43310	Grounding vs Bonding Inspection Course	Electrical	Champions School of Real Estate, LTD	8
04/27/22	43032	Appliances ICE	Appliances	Champions School of Real Estate, LTD	8
04/30/21	37033	Standards of Practice Review (9/1/2019 - 8/31/2021)	SoP Review	Champions School of Real Estate, LTD	4
04/30/21	37032	Inspector Legal & Ethics (9/1/2019 - 8/31/2021)	Inspector Legal & Ethics	Champions School of Real Estate, LTD	4
04/16/21	39559	Performing Sewer Camera Inspections	Plumbing	Super Inspector Training Academy - SITA	8
06/01/20	38819	Red Flags Property Inspection	TX SoP	Champions School of Real Estate, LTD	8
01/14/20	37606	Slab and Pier & Beam Foundation Inspections	Foundation	ATREI - Association of Texas Real Estate Inspectors	2
09/28/19	36667	Post Tension Institute Level 1 Unbonded PT-Certification Course	Foundation	Texas Professional Real Estate Inspectors Association	16
08/31/19	32805	Standards of Practice Review	SoP Review	Champions School of Real Estate, LTD	4
08/31/19	32804	Inspector Legal & Ethics	Inspector Legal & Ethics	Champions School of Real Estate, LTD	4



Texas Real Estate Commission

P.O. Box 12188
 Austin, TX 78711-2188
 512-936-3000

Course Date	Course Number	Course Name	Subject	Provider Name	Hours
02/15/19	35578	Wall - Cladding, Installation and Fire Separation	Framing	Texas Professional Real Estate Inspectors Association	8
09/29/18	34852	Inspecting the High Performance Homes	ICE Elective	Texas Professional Real Estate Inspectors Association	8
09/28/18	34827	Electrical Refresh and Reset for Home Inspectors	ICE Elective	Texas Professional Real Estate Inspectors Association	8
02/17/18	32804	Inspector Legal & Ethics	Inspector Legal & Ethics	Texas Professional Real Estate Inspectors Association	4
02/17/18	32805	Standards of Practice Review	SOP Review	Texas Professional Real Estate Inspectors Association	4
02/16/18	30670	Continuous Load Path Connections & Residential Wall Bracing	ICE Elective	Texas Professional Real Estate Inspectors Association	8
12/02/17	30546	Report Writing	ICE Elective	Texas Association of Real Estate Inspectors	8
04/07/16	28593	Instructor of Ride Along Course Session	ICE Elective	TREC Ride Along Instructor	8
03/11/16	29050	Facts About Corrugated Stainless Steel Tubing (CSST) Gas Lines	ICE Elective	Texas Professional Real Estate Inspectors Association	8



Texas Real Estate Commission

P.O. Box 12188
 Austin, TX 78711-2188
 512-936-3000

Course Date	Course Number	Course Name	Subject	Provider Name	Hours
05/01/15	29758	16 Hour IC Foundations	Foundation	Lone Star College Tomball	16
05/01/15	26679	8 Hour Texas Standards of Practice/Legal/Ethics Update	INSI Ethics	Lone Star College Tomball	2
05/01/15	26679	8 Hour Texas Standards of Practice/Legal/Ethics Update	INSI Legal	Lone Star College Tomball	2
05/01/15	26679	8 Hour Texas Standards of Practice/Legal/Ethics Update	INSI Standards & Practices	Lone Star College Tomball	4
05/01/15	20459	IRC/IECC Energy Provisions	ICE Elective	Lone Star College Tomball	8
04/30/14	20316	Air Conditioning & Heat Pumps	HVAC	Lone Star College Tomball	12
03/31/14	22260	Plumbing According to the TREC Standards of Practice	Plumbing	Texas Professional Real Estate Inspectors Association	8
03/22/14	20539	Electrical - According to TREC Standards of Practice	ICE Elective	Texas Professional Real Estate Inspectors Association	8
12/13/13	23179	Texas Standards of Practice/Legal/Ethics Update Course	INSI Standards & Practices	Real Estate Training Systems, LLC	8
04/29/13	23813	Texas Standards of Practice Report Writing (appr 8/30/2010)	ICE Elective	Lone Star College Tomball	8
04/29/13	23276	Texas Standards of Practice/Legal/Ethics Update - CE(ccr)	INSI Standards & Practices	Lone Star College Tomball	8



Texas Real Estate Commission

P.O. Box 12188
 Austin, TX 78711-2188
 512-936-3000

Course Date	Course Number	Course Name	Subject	Provider Name	Hours
04/30/12	20283	HI 004 Roofing (S)	Roofing Systems	LON MORRIS COLLEGE	8
04/29/12	23417	Texas Standards of Practice/Legal/Ethics Update	INSI Standards & Practices	LON MORRIS COLLEGE	8
04/28/12	20285	HI 006 Electricity (E)	ICE Elective	LON MORRIS COLLEGE	8
08/19/11	21204	The Standards of Practice	ICE Elective	TEXAS ASSOCIATION OF REAL ESTATE INSPECTORS	2
08/19/11	23275	Texas Standards of Practice/Legal/Ethics Update - CE(CL)	INSI Standards & Practices	TEXAS ASSOCIATION OF REAL ESTATE INSPECTORS	6

Additional information about this license holder may be viewed at the agency's website (www.trec.texas.gov) using the License Holder Search found on the home page. The original license date does not necessarily reflect continuous licensure. Copies of any final orders resulting from disciplinary action taken against the license holder may also be found using the Check for Disciplinary Actions link displayed under the "Related Information" on the sidebar of the License Holder Search results.

-----END OF RECORD-----

Continuous Improvement Plan

Outcomes might not change from year to year. For example, if you have not met previous targets, you may wish to retain the same outcomes. *If this is an academic, workforce, or continuing education program, you must have at least one student learning outcome.* You may also add short-term administrative, technological, assessment, resource or professional development goals, as needed.

Date: February 8, 2020

Name of Program/Unit: Real Estate

Contact name: William J. Kukla

Contact email: wkukla@collin.edu

Contact phone: 469-365-1801

Table 1: CIP Outcomes, Measures & Targets Table (focus on at least one for the next two years)

A. Expected Outcome(s) Results expected in this unit (e.g. Authorization requests will be completed more quickly; Increase client satisfaction with our services)	B. Measure(s) Instrument(s)/process(es) used to measure results (e.g. survey results, exam questions, etc.)	C. Target(s) Level of success expected (e.g. 80% approval rating, 10 day faster request turn-around time, etc.)
Increase the overall pass rate of online students in the targeted sections of Principles of Real Estate I.	Track the final grades and the student pass rates in the targeted online sections and compare them to baseline results of Principles of Real Estate I.	An overall student pass rate of 70% or greater in the targeted sections of the online Principles of Real Estate I course.
Increase student understanding of Real Estate Commission duties and responsibilities, Licensing, Standards of Conduct, Agency/Brokerage, Contracts and special topics considered important by the Commission for a real estate license.	Collect direct responses from students on pass rate experience on the state specific section of the Texas Real Estate License exam.	An overall student pass rate of 80% on the Texas specific section of the Texas Real Estate License Exam.

Description of Fields in the Following CIP Tables:

- A. Outcome(s)** - Results expected in this program (e.g. Students will learn how to compare/contrast conflict and structural functional theories; increase student retention in Nursing Program).
- B. Measure(s)** - Instrument(s)/process (es) used to measure results (e.g. results of surveys, test item questions 6 & 7 from final exam, end of term retention rates, etc.)
- C. Target(s)** - Degree of success expected (e.g. 80% approval rating, 25 graduates per year, increase retention by 2% etc.).
- D. Action Plan** - Based on analysis, identify actions to be taken to accomplish outcome. What will you do?
- E. Results Summary** - Summarize the information and data collected in year 1.
- F. Findings** - Explain how the information and data has impacted the expected outcome and program success.
- G. Implementation of Findings** – Describe how you have used or will use your findings and analysis of the data to make improvements.

Table 2. CIP Outcomes 1 & 2 (FOCUS ON AT LEAST 1)

<p>A. Outcome #1 Prospective real estate licensees in Texas must complete and pass 6 qualifying courses mandated by the Texas Real Estate Commission (TREC) before attempting the Texas state specific examination. 3 of the 6 TREC approved qualifying courses are offered by Collin College both in the classroom and online. The online results continue to show a high failure rate with Principles of Real Estate I. Outcome #1 seeks to increase the overall pass rate of online students in the qualifying course of Principles of Real Estate I.</p>	
<p>B. Measure (Outcome #1) Track the final grades and the student pass rate outcomes in a targeted cohort of online sections and compare them to baseline results of Principles of Real Estate I.</p>	<p>C. Target (Outcome #1) A net student pass rate of 70% or greater in the targeted sections of the online Principles of Real Estate I course.</p>
<p>D. Action Plan (Outcome #1) Modify the structure, requirements and delivery system in targeted online sections of Principles of Real Estate I, which require students to complete quizzes and assignments in the class at regular interval checkpoints.</p>	
<p>E. Results Summary (Outcome #1) 4 online sections of Principles of Real Estate I involving 73 students in the Fall Term of 2018 served as the benchmark and were analyzed for pass rate outcomes. After modifying the structure, enhancements to the Canvas presence and the delivery system for 3 online sections of Principles of Real Estate I involving 68 students in the Spring Term of 2019 the data were analyzed for pass rate outcomes. In the case of the benchmark data, the total number of students of 73 was discounted for 5 students who withdrew from the course and 21 students who did not actively complete the quizzes and final exam. This left a residual of 47 students including 18 who received a failing grade for the course. The net pass rate for the benchmark cohort was 62%. In the case of the targeted sections, the total number of students of 68 was discounted for 3 students who withdrew from the course and 14 students who did not actively complete the quizzes and final exam. This left a residual of 51 students including 10 students who received a failing grade for the course. The next pass rate for the targeted sections was 80%. The target of achieving a net pass rate of 70% or greater was met.</p>	
<p>F. Findings (Outcome #1) 25% of the students who initially signed up for and paid tuition for online Principles of Real Estate I did not actively participate in the course following census. This is considered a significant outcome and worthy of further study. On the plus side though based on somewhat limited data, the changes and enhancements made to the online course had a positive outcome for students in net pass rate .</p>	
<p>G. Implementation of Findings All of the structure modifications, enhancements to the Canvas presence and the delivery system will be adopted and formally added to the online course going forward. In addition, Principles of Real Estate 2 will be evaluated for similar adoptions of the changes note above for Principles of Real Estate I. Focus will now be placed on trying to understand why we experience a large number of students who either never participate or stop participating in the course after certification of the roster has occurred.</p>	

<p>A. Outcome #2 Prospective real estate licensees in Texas must demonstrate a broad understanding of the rules and laws contained in the Texas Real Estate License Act by passing qualifying courses with competency and achieving a minimum score of 70% on a Texas state specific examination mandated by the Texas Real Estate Commission(TREC).</p>	
<p>B. Measure (Outcome #2) Collect direct responses from students on pass rate experience on the state specific section of the Texas Real Estate License exam.</p>	<p>C. Target (Outcome #2) An overall student pass rate of 80% on the Texas specific section of the Texas Real Estate License Exam.</p>
<p>D. Action Plan (Outcome #2) Develop and deliver twice or more per year a 1 day course entitled “Examination Prep for the State Specific Section of the Texas Real Estate License exam.</p>	
<p>E. Results Summary (Outcome #2) A six hour exam prep course focusing on the Texas specific section of the Texas Real Estate Exam was written and included handout materials, practice exams and an exam prep textbook. The course was marketed internally to current students taking the pre-licensure courses during the semester and was made available for registration on Eventbrite. The cost was \$49. A survey form to indicate interest in taking the course along with a description and date for the course was distributed to face to face as well as online students. The course was presented in each case on a Saturday. Three sections of the exam prep course were presented over a 12 month period and included a total of 45 students as follows: Section One: 15 students Section Two: 16 students Section Three: 14 students</p> <p>The data collected via email, and anecdotal data based on direct student communication showed the following: Section One: 14/15 students (93%) completing the exam passed with one student failing by one question. Section Two: 16/16 students (100%) completing the exam passed. Section Three: 9/14 students completed the exam and 100% passed. 5 of the students surveyed chose not to sit for the exam during the 90 day follow-up after the exam prep course. As a further verification, the 39 students who passed the exam do show on the Texas Real Estate Commission website as having a Texas real estate sales agent license.</p> <p>In summary, 39/40 students completing the exam passed for a pass rate of >97% versus a target outcome of greater than 80%.</p>	
<p>F. Findings (Outcome #2) The target of greater than an 80% pass rate on the Texas state portion of the Texas Real Estate License exam was met and exceeded with this population of 45 students across three exam prep sections. Students were informally queried about their experience in taking the exam. It was considered an unexpected outcome that 5 students out of 14 in the third section chose not to sit for the exam. None of the students indicated that time was a factor in taking the exam and all students completed the exam with time to spare. Multiple inputs from students stated that it was how the questions were asked in some cases that was confusing and seemed to have two competing correct answers. The state does not provide any input on how well a student does if they in fact pass the exam. Students that fail the exam are given feedback as to how many questions they missed in the different aspects of the exam.</p>	

G. Implementation of Findings

The 6 hour exam prep course for the Texas specific section of the Texas Real Estate License Exam is being expanded to 8 hours and will be presented in two -4 hour sessions on two days during the week. The course is being presented in the Spring 2020 semester. It will be offered during the 16th week of both the Spring and Fall semesters. The course is in the Collin College Continuing Education catalog and is available for registration online in **Lookup Classes** under RELE 1058 which is a WECM approved course. Going forward, the course is being marketed through the 9000 member Collin County Association of Realtors and directly to member of the Real Estate Advisory Committee.

Additional study materials and practice exams will be available on-line to registered students. Communication via email as the data collection method will continue to be used to harvest results from students as they complete the state exam. A formal post exam survey will be developed to better capture the feedback from students taking the exam. Both a Summer and online option for the exam prep course are under consideration.

Principles of Real Estate I-Qualifying Real Estate Approval Form

			FOR TREC USE ONLY		
			included	Not included	Comments
Legal Descriptions					
<i>Legal Descriptions</i>					
Describing Land/Legal Descriptions	45	_____	<input type="checkbox"/>	<input type="checkbox"/>	_____
Methods of Describing Real Estate in Texas	20	_____	<input type="checkbox"/>	<input type="checkbox"/>	_____
Legal Description	20	_____	<input type="checkbox"/>	<input type="checkbox"/>	_____
Surveying	15	_____	<input type="checkbox"/>	<input type="checkbox"/>	_____
SUBTOTAL	100				
Real Estate Contracts					
<i>Titles to and conveyance of Real Estate</i>					
Contracts	30	_____	<input type="checkbox"/>	<input type="checkbox"/>	_____
Contracts Used in the Real Estate Business	45	_____	<input type="checkbox"/>	<input type="checkbox"/>	_____
Elements of a Contract	30	_____	<input type="checkbox"/>	<input type="checkbox"/>	_____
Breach of Contract	30	_____	<input type="checkbox"/>	<input type="checkbox"/>	_____
SUBTOTAL	135				
Interest in Real Estate					
<i>Deeds, encumbrances and liens</i>					
Historical Background	30	_____	<input type="checkbox"/>	<input type="checkbox"/>	_____
Estates in Land	30	_____	<input type="checkbox"/>	<input type="checkbox"/>	_____
Encumbrances	30	_____	<input type="checkbox"/>	<input type="checkbox"/>	_____
Tax Liens	20	_____	<input type="checkbox"/>	<input type="checkbox"/>	_____
Liens other than Taxes	25	_____	<input type="checkbox"/>	<input type="checkbox"/>	_____
Water Rights	20	_____	<input type="checkbox"/>	<input type="checkbox"/>	_____
Residence as a Homestead	25	_____	<input type="checkbox"/>	<input type="checkbox"/>	_____
SUBTOTAL	180				
How Home Ownership is Held					
<i>Titles to and conveyance of Real Estate</i>					
Forms of Ownership	20	_____	<input type="checkbox"/>	<input type="checkbox"/>	_____
Co-Ownership	15	_____	<input type="checkbox"/>	<input type="checkbox"/>	_____
Trusts	15	_____	<input type="checkbox"/>	<input type="checkbox"/>	_____
Ownership of Real Estate by Business	20	_____	<input type="checkbox"/>	<input type="checkbox"/>	_____
SUBTOTAL	70				
Listing Agreement (REPI)					
<i>Ethics of Practice as a license holder</i>					
Listing Property	45	_____	<input type="checkbox"/>	<input type="checkbox"/>	_____
Property Disclosures and Notices	45	_____	<input type="checkbox"/>	<input type="checkbox"/>	_____
Types of Listings	30	_____	<input type="checkbox"/>	<input type="checkbox"/>	_____
SUBTOTAL	120				

TOTAL MINUTES 1500

Contact Hours by Department by Faculty Employment Status
District-Wide Totals
Collin College
Fall 2021

Department	Full-Time Faculty ¹		Part-Time Faculty		Total
	Number	%	Number	%	
Institutional Total	3,357,304	64%	1,897,904	36%	5,255,208
Accounting	39,744	62%	24,320	38%	64,064
Activity Care		na		na	0
ADN	103,920	100%		0%	103,920
Agriculture	4,320	82%	960	18%	5,280
American Sign Lang./IPPD	7,920	56%	6,240	44%	14,160
Anatomy & Physiology	108,352	67%	52,368	33%	160,720
Animation & Game Art	18,048	39%	27,648	61%	45,696
Anthropology	7,392	71%	3,072	29%	10,464
Art	74,448	58%	54,192	42%	128,640
Asian Languages		0%	8,176	100%	8,176
Astronomy	16,896	67%	8,256	33%	25,152
Automotive Tech.	10,656	41%	15,104	59%	25,760
Banking	6,912	100%		0%	6,912
Biology	150,576	61%	95,680	39%	246,256
Biomedical Equipment Tech.	800	100%		0%	800
Business	31,056	61%	19,536	39%	50,592
CADD (DW)	6,144	66%	3,200	34%	9,344
Carpentry (DW)	576	100%		0%	576
Chemistry	72,832	68%	34,352	32%	107,184
Collegiate Academy A&P		na		na	0
Collegiate Academy Art	1,440	100%		0%	1,440
Collegiate Academy Biology	7,584	45%	9,216	55%	16,800
Collegiate Academy Business		0%	288	100%	288
Collegiate Academy Economics	15,456	44%	19,392	56%	34,848
Collegiate Academy Learning Frmwrk	4,752	79%	1,296	21%	6,048
Collegiate Academy English	88,160	70%	38,016	30%	126,176
Collegiate Academy History	18,432	40%	27,264	60%	45,696
Collegiate Academy Humanities		0%	2,400	100%	2,400
Collegiate Academy Mathematics	18,208	48%	19,856	52%	38,064
Collegiate Academy Nutrition		na		na	0
Collegiate Academy Political Science	14,544	42%	19,920	58%	34,464
Collegiate Academy Psychology	1,632	67%	816	33%	2,448
Collegiate Academy Sociology		0%	3,600	100%	3,600
Collegiate Academy Speech		0%	2,400	100%	2,400
Collision Tech.	1,824	70%	768	30%	2,592
Commercial Music	13,696	62%	8,352	38%	22,048
Communication Design	27,312	42%	37,632	58%	64,944
Communications	5,616	90%	624	10%	6,240
Computer Systems	82,272	63%	48,144	37%	130,416
Construction Mgt.	13,456	56%	10,368	44%	23,824
Criminal Justice	24,240	79%	6,288	21%	30,528
Culinary Arts	4,608	48%	5,024	52%	9,632
Cybersecurity	26016	51%	24688	49%	50,704

Contact Hours by Department by Faculty Employment Status
District-Wide Totals
Collin College
Fall 2021

Department	Full-Time Faculty ¹		Part-Time Faculty		Total
	Number	%	Number	%	
Institutional Total	3,357,304	64%	1,897,904	36%	5,255,208
Dance	10,032	70%	4,368	30%	14,400
Dental Hygiene	8,544	69%	3,760	31%	12,304
Developmental Mathematics	76,512	45%	92,592	55%	169,104
Diagnostic Medical Sonography	1,344	21%	5,120	79%	6,464
Early Child Education	11,440	64%	6,384	36%	17,824
Economics	79,680	71%	33,168	29%	112,848
Education	8,576	62%	5,312	38%	13,888
EDUC Learning Frameworks	30,960	39%	48,272	61%	79,232
Electrician	4112	100%		0%	4,112
Electronics	8,896	54%	7,584	46%	16,480
EMS	9,888	100%		0%	9,888
Engineering	6,208	65%	3,392	35%	9,600
English	395,344	74%	139,600	26%	534,944
Environmental Science	43,104	53%	37,536	47%	80,640
ESL	2,432	26%	6,976	74%	9,408
Facilities Mgt.		na		na	0
Fire Science	7,488	30%	17,632	70%	25,120
Foreign Languages	8,640	79%	2,320	21%	10,960
Geography		0%	2,784	100%	2,784
Geology	29,952	48%	32,448	52%	62,400
Health Information Mgt.	10,592	29%	25,616	71%	36,208
Health Professions	26,752	36%	47,008	64%	73,760
History	218,112	69%	98,976	31%	317,088
Hospitality Mgt.	8,688	75%	2,880	25%	11,568
Human Resources Mgt.	2,160	64%	1,200	36%	3,360
Humanities	37,824	68%	17,616	32%	55,440
HVAC	9,600	47%	10,768	53%	20,368
Industrial Automation		na		na	0
Insurance Mgt.		na		na	0
Interior Design	6,352	68%	3,008	32%	9,360
Kinesiology	34,896	83%	7,344	17%	42,240
Legal Assistant	14,016	60%	9,504	40%	23,520
Management	28,032	60%	18,816	40%	46,848
Marketing	10,560	67%	5,184	33%	15,744
Mathematics	385,456	76%	122,544	24%	508,000
Medical Asst. Adv. Practice	10,992	86%	1,776	14%	12,768
Music	36,200	62%	21,920	38%	58,120
Networking	36,512	58%	26,192	42%	62,704
Nutrition	12,192	63%	7,248	37%	19,440
Office Systems Tech.	7,408	61%	4,800	39%	12,208
Pastry	3,840	70%	1,680	30%	5,520
Pharmacy Tech.	1,152	72%	448	28%	1,600
Philosophy	34,896	61%	22,560	39%	57,456

Contact Hours by Department by Faculty Employment Status
District-Wide Totals
Collin College
Fall 2021

Department	Full-Time Faculty ¹		Part-Time Faculty		Total
	Number	%	Number	%	
Institutional Total	3,357,304	64%	1,897,904	36%	5,255,208
Photography	15,744	41%	22,608	59%	38,352
Physical Therapy Asst.	720	12%	5,200	88%	5,920
Physics	39,984	55%	32,112	45%	72,096
Plumbing	4,032	100%		0%	4,032
Political Science	187,232	74%	66,240	26%	253,472
Polysomnographic Tech.	3,888	65%	2,112	35%	6,000
Psychology	86,736	72%	34,272	28%	121,008
Reading & Writing	68,208	52%	61,872	48%	130,080
Real Estate	5,952	82%	1,296	18%	7,248
Respiratory Care	8,384	50%	8,512	50%	16,896
RN to BSN	1,280	77%	384	23%	1,664
Safety		na		na	0
Social Work		0%	1,920	100%	1,920
Sociology	34,800	78%	9,840	22%	44,640
Spanish	21,072	54%	17,616	46%	38,688
Speech	79,344	59%	54,144	41%	133,488
Sports & Recreation Mgt.	5,232	100%		0%	5,232
Supply Chain Mgt.	1,344	100%		0%	1,344
Surgical Assistant	1,408	31%	3,168	69%	4,576
Surgical Tech.	11,376	98%	176	2%	11,552
Theater	25,856	83%	5,328	17%	31,184
Veterinary Tech.	4,272	69%	1,936	31%	6,208
Video Production	8,832	39%	13,536	61%	22,368
Vocational Nursing	9,648	72%	3,792	28%	13,440
Welding	22,736	79%	6,048	21%	28,784

Source: Collin College FLAC system for fall 2021 (202210) and corresponding faculty job codes, both generated by Technology Services.

¹ In this report, full-time faculty members are defined as any employee teaching a course section that appears in the fall 2021 FLAC System with a Banner contract type of FT and a Banner PRTPICT code of "FC" or "FN." By default, all other instructors are defined as part-time.

Note 1: The report includes data from the fall 2021 FLAC System as of 9/27/2021 reflecting credit course sections with census dates on or before 9/7/2021. Noncredit enrollment is not included.

Note 2: To facilitate salary payment, FLAC data occasionally include multiple instances of a single section when that section is taught by more than one instructor. This primarily occurs in learning communities and some labs and clinicals in health sciences. For this report, counting contact hours associated with multiple instances of a single section would inappropriately inflate contact hour totals by counting the same contact hours more than once. To avoid over-counting contact hours, multiple instances of the same section were either collapsed into a single instance, or enrollment numbers were distributed across the instances to accurately reflect the actual total enrollment generated.

Contact Hours by Subject Rubric by Faculty Employment Status
District-Wide Totals
Collin College
Fall 2021

Subject Rubric	Full-Time Faculty ¹		Part-Time Faculty		Total
	Number	%	Number	%	
Institutional Total	3,357,304	64%	1,897,904	36%	5,255,208
ABDR	1,824	70%	768	30%	2,592
ACCT	39,744	62%	24,320	38%	64,064
ACNT	5,120	100%		0%	5,120
AGCR	2,160	100%		0%	2,160
AGRI	768	44%	960	56%	1,728
ANTH	7,392	71%	3,072	29%	10,464
ARAB	3,840	100%		0%	3,840
ARTC	24,144	39%	37,152	61%	61,296
ARTS	81,456	52%	75,936	48%	157,392
ARTV	12,768	37%	21,600	63%	34,368
AUMT	10,656	41%	15,104	59%	25,760
BCIS	12,960	64%	7,200	36%	20,160
BIOL	278,176	63%	164,512	37%	442,688
BIOM	800	100%		0%	800
BITC	528	100%		0%	528
BMGT	27,312	61%	17,424	39%	44,736
BNKG	4,416	100%		0%	4,416
BUSG	5,712	80%	1,440	20%	7,152
BUSI	31,056	61%	19,824	39%	50,880
CDEC	4,992	52%	4,608	48%	9,600
CETT	5,664	52%	5,216	48%	10,880
CHEF	4,608	57%	3,488	43%	8,096
CHEM	72,832	68%	34,352	32%	107,184
CHIN		0%	1,680	100%	1,680
CNBT	10,320	54%	8,832	46%	19,152
COMM	5,616	90%	624	10%	6,240
COSC	31,936	59%	22,000	41%	53,936
CPMT	12,640	61%	7,920	39%	20,560
CRIJ	24,240	79%	6,288	21%	30,528
CRPT	576	100%		0%	576
CSFA	1,408	31%	3,168	69%	4,576
CYBR	11,200	59%	7,840	41%	19,040
DANC	10,032	70%	4,368	30%	14,400
DFTG	6,144	66%	3,200	34%	9,344
DHYG	8,544	69%	3,760	31%	12,304
DMSO	784	14%	4,784	86%	5,568
DRAM	25,856	83%	5,328	17%	31,184
DSAE	4528	56%	3,536	44%	8,064
DSVT	560	63%	336	38%	896
ECON	95,136	64%	52,560	36%	147,696
ECRD		na		na	0
EDUC	44,288	45%	54,880	55%	99,168
ELPT	4,112	100%		0%	4,112

Contact Hours by Subject Rubric by Faculty Employment Status
District-Wide Totals
Collin College
Fall 2021

Subject Rubric	Full-Time Faculty ¹		Part-Time Faculty		Total
	Number	%	Number	%	
Institutional Total	3,357,304	64%	1,897,904	36%	5,255,208
EMSP	9,888	100%		0%	9,888
ENGL	483,504	73%	177,616	27%	661,120
ENGR	6,208	65%	3,392	35%	9,600
ENVR	43,104	53%	37,536	47%	80,640
ESLC	576	25%	1,728	75%	2,304
ESLG	576	26%	1,664	74%	2,240
ESLR	384	21%	1,408	79%	1,792
ESLW	384	21%	1,408	79%	1,792
ESLX	512	40%	768	60%	1,280
FIRS	4,608	22%	16,512	78%	21,120
FIRT	2,880	72%	1,120	28%	4,000
FITT	1,440	100%		0%	1,440
FLMC	3,552	18%	16,416	82%	19,968
FREN	4,800	72%	1,840	28%	6,640
GAME	4,416	100%		0%	4,416
GEOG		0%	2,784	100%	2,784
GEOL	29,952	48%	32,448	52%	62,400
GERM		0%	480	100%	480
GERS	624	100%		0%	624
GISC	3,760	100%		0%	3,760
GOVT	201,776	70%	86,160	30%	287,936
HALT	1,392	100%		0%	1,392
HAMG	5,856	70%	2,544	30%	8,400
HART	9,600	47%	10,768	53%	20,368
HIST	236,544	65%	126,240	35%	362,784
HITT	17,040	30%	39,872	70%	56,912
HPRS	8,112	36%	14,480	64%	22,592
HRPO	2,160	64%	1,200	36%	3,360
HUMA	37,824	65%	20,016	35%	57,840
IBUS	720	23%	2,352	77%	3,072
IFWA		0%	1,536	100%	1,536
IMED	4,704	100%		0%	4,704
INDS	6,352	68%	3,008	32%	9,360
INEW	2,112	100%		0%	2,112
INRW	68,208	52%	61,872	48%	130,080
INSR		na		na	0
INTC	1,440	100%		0%	1,440
ITCC	5,120	48%	5,520	52%	10,640
ITMT	5,440	65%	2,976	35%	8,416
ITNW	10,816	63%	6,320	37%	17,136
ITSC	4,304	46%	5,056	54%	9,360
ITSE	23,296	62%	14,464	38%	37,760
ITSW	6,336	69%	2,880	31%	9,216

Contact Hours by Subject Rubric by Faculty Employment Status
District-Wide Totals
Collin College
Fall 2021

Subject Rubric	Full-Time Faculty ¹		Part-Time Faculty		Total
	Number	%	Number	%	
Institutional Total	3,357,304	64%	1,897,904	36%	5,255,208
ITSY	14,816	47%	16,848	53%	31,664
JAPN		0%	6,496	100%	6,496
KINE	37,296	84%	7,344	16%	44,640
LGLA	14,016	60%	9,504	40%	23,520
LMGT	1,344	100%		0%	1,344
MATH	473,392	68%	220,704	32%	694,096
MDCA	9,408	100%		0%	9,408
MRKG	7,344	73%	2,784	27%	10,128
MUAP	536	60%	352	40%	888
MUEN	4,512	68%	2,160	32%	6,672
MUSB	4,944	83%	1,008	17%	5,952
MUSC	8,624	56%	6,800	44%	15,424
MUSI	31,152	62%	19,408	38%	50,560
MUSP	128	19%	544	81%	672
NCBM	6,784	32%	14,288	68%	21,072
NURA	12,016	38%	19,424	62%	31,440
NURS	1,280	77%	384	23%	1,664
OSHT	3,136	67%	1,536	33%	4,672
PFPB	4,032	100%		0%	4,032
PHIL	34,896	61%	22,560	39%	57,456
PHRA	1,152	72%	448	28%	1,600
PHTC	10,176	92%	864	8%	11,040
PHYS	56,880	58%	40,368	42%	97,248
PLAB	1,600	100%		0%	1,600
POFI		0%	512	100%	512
POFT	816	16%	4,288	84%	5,104
PSGT	3,888	69%	1,728	31%	5,616
PSTR	3,840	70%	1,680	30%	5,520
PSYC	88,368	72%	35,088	28%	123,456
PTHA	720	16%	3,760	84%	4,480
RBTC	640	100%		0%	640
RECL	480	100%		0%	480
RECT		na		na	0
RELE	5,952	82%	1,296	18%	7,248
RNSG	103,920	100%		0%	103,920
RSPT	6,848	48%	7,424	52%	14,272
RSTO	1,536	100%		0%	1,536
RTVB	6,144	66%	3,168	34%	9,312
SGNL	3,968	43%	5,232	57%	9,200
SLNG	3,952	80%	1,008	20%	4,960
SOCI	34,800	72%	13,440	28%	48,240
SOCW		0%	1,920	100%	1,920
SPAN	21,072	54%	17,616	46%	38,688

Contact Hours by Subject Rubric by Faculty Employment Status
District-Wide Totals
Collin College
Fall 2021

Subject Rubric	Full-Time Faculty ¹		Part-Time Faculty		Total
	Number	%	Number	%	
Institutional Total	3,357,304	64%	1,897,904	36%	5,255,208
SPCH	79,344	58%	56,544	42%	135,888
SRGT	7,920	98%	176	2%	8,096
TECA	6,448	78%	1,776	22%	8,224
TECM	1,152	33%	2,368	67%	3,520
TRVM	2,208	87%	336	13%	2,544
UXUI		0%	480	100%	480
VNSG	9,648	72%	3,792	28%	13,440
VTHT	4,272	69%	1,936	31%	6,208
WLDG	22,736	79%	6,048	21%	28,784

Contact Hours by Campus, Division, Associate Dean, and Department by Faculty Employment Status
District-Wide Totals
Collin College
Fall 2021

Division	Department	Full-Time Faculty ¹		Part-Time Faculty		Total
		Number	%	Number	%	
Institutional Total		3,357,304	64%	1,897,904	36%	5,255,208
Allen Technical Campus	Walker					
	Art		na		na	0
	Astronomy		0%	3,648	100%	3,648
	Biology	576	50%	576	50%	1,152
	Business	336	100%		0%	336
	Developmental Mathematics	1,392	100%		0%	1,392
	Economics	2,016	32%	4,224	68%	6,240
	EDUC Learning Frameworks	768	100%		0%	768
	English	27,536	79%	7,248	21%	34,784
	Environmental Science		0%	2,496	100%	2,496
	History	9,120	72%	3,600	28%	12,720
	Humanities		na		na	0
	Mathematics	6,720	66%	3,456	34%	10,176
	Philosophy		na		na	0
	Photography		na		na	0
	Physics		0%	1,152	100%	1,152
	Political Science	5,088	54%	4,272	46%	9,360
	Psychology		na		na	0
	Reading & Writing		na		na	0
	Speech	1,488	100%		0%	1,488
Division Total	55,040	64%	30,672	36%	85,712	
Allen Technical Campus	Automotive Tech.	10,656	41%	15,104	59%	25,760
	Biomedical Equip. Tech.	800	100%		0%	800
	CADD	6,144	66%	3,200	34%	9,344
	Carpentry	576	100%		0%	576
	Collision Technology	1,824	70%	768	30%	2,592
	Construction Mgt.	13,456	56%	10,368	44%	23,824
	Electrician	4,112	100%		0%	4,112
	Electronics	8,896	54%	7,584	46%	16,480
	Engineering	4,736	58%	3,392	42%	8,128
	Facilities Management		na		na	0
	HVAC	9,600	47%	10,768	53%	20,368
	Industrial Automation		na		na	0
	Interior Design	6,352	68%	3,008	32%	9,360
	Plumbing	4,032	100%		0%	4,032
	Safety		na		na	0
	Welding	22,736	79%	6,048	21%	28,784
	Division Total	93,920	61%	60,240	39%	154,160
Allen Technical Campus Total		148,960	62%	90,912	38%	239,872

Contact Hours by Campus, Division, Associate Dean, and Department by Faculty Employment Status
District-Wide Totals
Collin College
Fall 2021

Division	Department	Full-Time Faculty ¹		Part-Time Faculty		Total
		Number	%	Number	%	
Institutional Total		3,357,304	64%	1,897,904	36%	5,255,208
Celina Campus	Forrester		na		na	0
	Accounting		na		na	0
	Anatomy & Physiology	1,232	61%	784	39%	2,016
	Art		0%	720	100%	720
	Biology		0%	1,152	100%	1,152
	Business		0%	432	100%	432
	Chemistry		0%	1,008	100%	1,008
	Developmental Mathematics		0%	3,456	100%	3,456
	Economics		0%	480	100%	480
	EDUC Learning Frameworks	672	48%	720	52%	1,392
	English	10,816	30%	25,088	70%	35,904
	Environmental Science		0%	672	100%	672
	Geology		0%	384	100%	384
	History	6,240	42%	8,640	58%	14,880
	Humanities		na		na	0
	Mathematics	5,760	45%	7,104	55%	12,864
	Music		na		na	0
	Philosophy		0%	432	100%	432
	Political Science	8,016	56%	6,336	44%	14,352
	Psychology		0%	480	100%	480
	Reading & Writing	2,832	51%	2,736	49%	5,568
	Sociology		na		na	0
	Speech		na	960	na	960
Division Total		35,568	37%	61,584	63%	97,152
Celina Campus Total		35,568	37%	61,584	63%	97,152

Contact Hours by Campus, Division, Associate Dean, and Department by Faculty Employment Status
District-Wide Totals
Collin College
Fall 2021

Division	Department	Full-Time Faculty ¹		Part-Time Faculty		Total
		Number	%	Number	%	
Institutional Total		3,357,304	64%	1,897,904	36%	5,255,208
Farmersville Campus	Powell		na		na	0
	Anatomy & Physiology	672	20%	2,688	80%	3,360
	Art	864	47%	960	53%	1,824
	Biology	1,152	39%	1,824	61%	2,976
	Business	768	100%	0%	0%	768
	Developmental Mathematics	1,824	43%	2,448	57%	4,272
	Economics	960	27%	2,544	73%	3,504
	EDUC Learning Frameworks	2,304	45%	2,832	55%	5,136
	English	6,304	62%	3,904	38%	10,208
	Environmental Science		0%	1,344	100%	1,344
	History	3,552	64%	2,016	36%	5,568
	Humanities		0%	768	100%	768
	Mathematics	3,840	64%	2,176	36%	6,016
	Music		0%	960	100%	960
	Philosophy		na		na	0
	Political Science	2,832	100%	0%	0%	2,832
	Psychology	816	100%	0%	0%	816
	Reading & Writing		0%	4,416	100%	4,416
	Speech		0%	528	100%	528
	Division Total		25,888	47%	29,408	53%
Farmersville Campus Total		25,888	47%	29,408	53%	55,296

Contact Hours by Campus, Division, Associate Dean, and Department by Faculty Employment Status
District-Wide Totals
Collin College
Fall 2021

Division	Department	Full-Time Faculty ¹		Part-Time Faculty		Total		
		Number	%	Number	%			
Institutional Total		3,357,304	64%	1,897,904	36%	5,255,208		
Frisco Campus	Academic Affairs	Martin						
		Anthropology		0%	768	100%	768	
		Communications		na		na	0	
		EDUC Learning Frameworks	4,320	27%	11,952	73%	16,272	
		Education	1,664	na		na		
		Geography		0%	432	100%	432	
		History	29,472	58%	21,072	42%	50,544	
		Political Science	26,336	69%	12,000	31%	38,336	
		Psychology	14,976	58%	10,848	42%	25,824	
		Sociology	8,688	96%	336	4%	9,024	
		Speech	16,848	69%	7,536	31%	24,384	
			Subtotal	102,304	61%	64,944	39%	167,248
			West					
		Art	13,440	55%	11,040	45%	24,480	
		Dance		0%	2,064	100%	2,064	
		English	70,656	94%	4,832	6%	75,488	
		Foreign Languages	1,200	100%		0%	1,200	
		Humanities	5,280	65%	2,784	35%	8,064	
		Music	6,480	75%	2,112	25%	8,592	
		Philosophy	6,864	61%	4,320	39%	11,184	
		Photography		0%	3,744	100%	3,744	
		Reading & Writing	15,456	50%	15,168	50%	30,624	
		Spanish	960	41%	1,360	59%	2,320	
			Subtotal	120,336	72%	47,424	28%	167,760
			Yates					
		Anatomy & Physiology	31,344	71%	13,008	29%	44,352	
		Astronomy	1,632	100%		0%	1,632	
		Biology	32,320	54%	27,568	46%	59,888	
		Chemistry	25,488	62%	15,392	38%	40,880	
		Environmental Science	9,744	67%	4,848	33%	14,592	
		Geology	11,376	68%	5,232	32%	16,608	
		Kinesiology	3,872	100%		0%	3,872	
		Nutrition	2,880	100%		0%	2,880	
Physics	7,872	51%	7,584	49%	15,456			
	Subtotal	126,528	63%	73,632	37%	200,160		

Contact Hours by Campus, Division, Associate Dean, and Department by Faculty Employment Status
District-Wide Totals
Collin College
Fall 2021

Division	Department	Full-Time Faculty ¹		Part-Time Faculty		Total	
		Number	%	Number	%		
Institutional Total		3,357,304	64%	1,897,904	36%	5,255,208	
Frisco Campus	Cooper						
	CA Art	1,440	100%		0%	1,440	
	CA Biology	1,248	12%	9,216	88%	10,464	
	CA Business		0%	288	100%	288	
	CA Economics	7,152	39%	11,136	61%	18,288	
	CA EDUC Learning Frameworks	4,752	100%		0%	4,752	
	CA English	43,168	58%	31,856	42%	75,024	
	CA History	11,856	39%	18,576	61%	30,432	
	CA Humanities		0%	2,400	100%	2,400	
	CA Mathematics	2,944	20%	11,600	80%	14,544	
	CA Political Science	8,592	37%	14,784	63%	23,376	
	CA Psychology	1,200	60%	816	40%	2,016	
	CA Sociology		0%	3,600	100%	3,600	
	CA Speech		0%	2,400	100%	2,400	
		Subtotal	82,352	44%	106,672	56%	189,024
		Division Total	431,520	60%	292,672	40%	724,192

Contact Hours by Campus, Division, Associate Dean, and Department by Faculty Employment Status
District-Wide Totals
Collin College
Fall 2021

Division	Department	Full-Time Faculty ¹		Part-Time Faculty		Total
		Number	%	Number	%	
Institutional Total		3,357,304	64%	1,897,904	36%	5,255,208
Frisco Campus	Newman					
	Computer Systems	58,752	64%	32,560	36%	91,312
	Networking	36,512	58%	26,192	42%	62,704
	Subtotal	95,264	62%	58,752	38%	154,016
	Thurman					
	Accounting	7,552	70%	3,200	30%	10,752
	Business	720	10%	6,768	90%	7,488
	Developmental Mathematics	20,688	44%	26,736	56%	47,424
	Economics	7,056	43%	9,312	57%	16,368
	Mathematics	73,408	72%	28,224	28%	101,632
	Subtotal	109,424	60%	74,240	40%	183,664
	Szlachtowski					
	Animation & Game Art	18,048	39%	27,648	61%	45,696
	Criminal Justice	9,792	61%	6,288	39%	16,080
	Culinary Arts	4,608	48%	5,024	52%	9,632
	Hospitality Management	8,688	75%	2,880	25%	11,568
	Legal Assistant	14,016	60%	9,504	40%	23,520
	Management	28,032	60%	18,816	40%	46,848
	Office Systems Technology	7,408	61%	4,800	39%	12,208
	Pastry	3,840	70%	1,680	30%	5,520
	Real Estate	5,952	82%	1,296	18%	7,248
	Sports & Recreation Mgt.	2,832	100%		0%	2,832
	Supply Chain Mgt.	1,344	100%		0%	1,344
	Video Production	8,832	39%	13,536	61%	22,368
	Subtotal	113,392	55%	91,472	45%	204,864
	Cybersecurity	26,016	51%	24,688	49%	50,704
	Subtotal	26,016	51%	24,688	49%	50,704
Division Total	344,096	58%	249,152	42%	593,248	
Frisco Campus Total		775,616	59%	541,824	41%	1,317,440

Contact Hours by Campus, Division, Associate Dean, and Department by Faculty Employment Status
District-Wide Totals
Collin College
Fall 2021

Division	Department	Full-Time Faculty ¹		Part-Time Faculty		Total
		Number	%	Number	%	
Institutional Total		3,357,304	64%	1,897,904	36%	5,255,208
iCollin Campus	Nugent					
	Accounting	17,664	60%	11,904	40%	29,568
	Agriculture		na		na	0
	Anatomy & Physiology	14,784	100%		0%	14,784
	Anthropology	4,704	67%	2,304	33%	7,008
	Art	23,040	77%	6,912	23%	29,952
	Astronomy	8,928	79%	2,304	21%	11,232
	Biology	36,816	97%	1,152	3%	37,968
	Business	19,632	85%	3,408	15%	23,040
	Chemistry		na		na	0
	Communications	3,504	100%		0%	3,504
	Computer Systems	23,520	60%	15,584	40%	39,104
	Criminal Justice	14,448	100%		0%	14,448
	Dance	3,360	74%	1,152	26%	4,512
	Early Childhood Educ.	4,976	81%	1,152	19%	6,128
	Economics	33,888	83%	6,960	17%	40,848
	EDUC Learning Frameworks	11,808	63%	6,992	37%	18,800
	Education	3,520	69%	1,600	31%	5,120
	Engineering	1,472	100%		0%	1,472
	English	100,752	98%	2,416	2%	103,168
	Environmental Science	10,416	69%	4,656	31%	15,072
	Foreign Languages	5,440	75%	1,840	25%	7,280
	Geography		0%	2,352	100%	2,352
	Geology	5,712	36%	10,128	64%	15,840
	History	79,056	91%	7,872	9%	86,928
	Humanities	15,072	73%	5,568	27%	20,640
	Kinesiology	19,792	88%	2,688	12%	22,480
	Mathematics	100,736	87%	15,024	13%	115,760
	Music	7,968	78%	2,256	22%	10,224
	Nutrition	9,312	100%		0%	9,312
	Philosophy	12,864	64%	7,104	36%	19,968
	Photography	1,152	56%	912	44%	2,064
	Physics	18,384	62%	11,376	38%	29,760
	Political Science	72,528	94%	4,464	6%	76,992
Psychology	32,208	94%	2,208	6%	34,416	
Sociology	17,040	83%	3,552	17%	20,592	
Social Work		0%	1,152	100%	1,152	
Spanish	14,192	58%	10,256	42%	24,448	
Speech	36,144	80%	9,120	20%	45,264	
Sports & Recreation Mgt.	2,400	100%		0%	2,400	
Theater	10,624	100%		0%	10,624	
iCollin Campus Total		797,856	83%	166,368	17%	964,224

Contact Hours by Campus, Division, Associate Dean, and Department by Faculty Employment Status
District-Wide Totals
Collin College
Fall 2021

Division	Department	Full-Time Faculty ¹		Part-Time Faculty		Total	
		Number	%	Number	%		
Institutional Total		3,357,304	64%	1,897,904	36%	5,255,208	
McKinney Campus	Belue						
	Anatomy & Physiology	20,176	53%	18,016	47%	38,192	
	Astronomy	1,728	100%		0%	1,728	
	Biology	34,368	62%	20,688	38%	55,056	
	Chemistry	16,304	98%	384	2%	16,688	
	Environmental Science	9,792	59%	6,816	41%	16,608	
	Geography		#DIV/0!		#DIV/0!	0	
	Geology		0%	3,840	100%	3,840	
	Kinesiology	4,144	88%	576	12%	4,720	
	Nutrition		0%	2,736	100%	2,736	
	Physics	3,072	48%	3,360	52%	6,432	
	Political Science	29,952	75%	9,888	25%	39,840	
		Subtotal	119,536	64%	66,304	36%	185,840
		Buggs					
		Anthropology		#DIV/0!		#DIV/0!	0
		Communications		#DIV/0!		#DIV/0!	0
		English	53,664	62%	33,456	38%	87,120
		Foreign Languages		#DIV/0!		#DIV/0!	0
		History	27,600	58%	20,208	42%	47,808
		Humanities	4,080	53%	3,648	47%	7,728
		Philosophy	3,408	53%	2,976	47%	6,384
		Reading & Writing	8,160	30%	19,104	70%	27,264
		Spanish		0%	1,760	100%	1,760
		Speech	13,632	68%	6,336	32%	19,968
		Subtotal	110,544	56%	87,488	44%	198,032
		Fair					
		Accounting		0%	4,800	100%	4,800
		Art	5,376	33%	10,704	67%	16,080
		Business		0%	3,600	100%	3,600
		Dance		0%	672	100%	672
		Developmental Mathematics	16,128	49%	16,848	51%	32,976
		Economics	6,528	60%	4,320	40%	10,848
		EDUC Learning Frameworks	3,408	29%	8,496	71%	11,904
		Education		0%	1,024	100%	1,024
		Mathematics	71,424	88%	9,536	12%	80,960
		Music	6,304	100%		0%	6,304
	Photography	1,056	31%	2,352	69%	3,408	
	Psychology	16,656	87%	2,544	13%	19,200	
	Sociology	3,024	71%	1,248	29%	4,272	
	Social Work		0%	768	100%	768	
	Subtotal	129,904	66%	66,912	34%	196,816	
	Division Total	359,984	62%	220,704	38%	580,688	

Contact Hours by Campus, Division, Associate Dean, and Department by Faculty Employment Status
District-Wide Totals
Collin College
Fall 2021

Division	Department	Full-Time Faculty ¹		Part-Time Faculty		Total		
		Number	%	Number	%			
Institutional Total		3,357,304	64%	1,897,904	36%	5,255,208		
McKinney Campus	Health Sciences & Emergency Services	Activity Care	na	na	na	0		
		Dental Hygiene	8,544	69%	3,760	31%	12,304	
		Diagnostic Med. Sonography	1,344	21%	5,120	79%	6,464	
		EMS	9,888	100%		0%	9,888	
		Fire Science	7,488	30%	17,632	70%	25,120	
		Health Information Mgt.	10,592	29%	25,616	71%	36,208	
		Health Professions	26,752	36%	47,008	64%	73,760	
		Medical Asst. Adv. Practice	10,992	86%	1,776	14%	12,768	
		Pharmacy Tech.	1,152	72%	448	28%	1,600	
		Physical Therapy Assistant	720	12%	5,200	88%	5,920	
		Polysomnographic Tech.	3,888	65%	2,112	35%	6,000	
		Respiratory Care	8,384	50%	8,512	50%	16,896	
		Surgical Assistant	1,408	31%	3,168	69%	4,576	
		Surgical Technology	11,376	98%	176	2%	11,552	
		Division Total		102,528	46%	120,528	54%	223,056
		McKinney Campus	Nursing	ADN	103,920	100%		0%
RN to BSN	1,280			77%	384	23%	1,664	
Vocational Nursing	9,648			na	3,792	na	13,440	
Division Total	114,848			96%	4,176	4%	119,024	
McKinney Campus Total		577,360	63%	345,408	37%	922,768		

Contact Hours by Campus, Division, Associate Dean, and Department by Faculty Employment Status
District-Wide Totals
Collin College
Fall 2021

Division	Department	Full-Time Faculty ¹		Part-Time Faculty		Total
		Number	%	Number	%	
Institutional Total		3,357,304	64%	1,897,904	36%	5,255,208
Fine Arts & Education	Tercero					
	Commercial Music	13,696	62%	8,352	38%	22,048
	Dance	6,672	93%	480	7%	7,152
	Music	13,880	54%	11,768	46%	25,648
	Theater	15,232	74%	5,328	26%	20,560
	Subtotal	49,480	66%	25,928	34%	75,408
	Bohanna					
	Art	31,104	66%	16,128	34%	47,232
	Communication Design	27,312	42%	37,632	58%	64,944
	Early Childhood Educ.	6,464	55%	5,232	45%	11,696
	EDUC Learning Frameworks	5,376	29%	12,960	71%	18,336
	Education	1,536	36%	2,688	64%	4,224
	Photography	13,536	47%	15,024	53%	28,560
	Subtotal	85,328	49%	89,664	51%	174,992
	Division Total	134,808	54%	115,592	46%	250,400
Piano Campus	Hughes					
	Accounting	14,528	86%	2,304	14%	16,832
	Banking	6,912	100%		0%	6,912
	Business	9,600	74%	3,456	26%	13,056
	Communications	2,112	77%	624	23%	2,736
	Economics	15,984	95%	816	5%	16,800
	Human Resources Mgt.	2,160	64%	1,200	36%	3,360
	Humanities	8,784	73%	3,216	27%	12,000
	Insurance Mgt.		#DIV/0!		#DIV/0!	0
	Speech	7,104	22%	24,960	78%	32,064
	Subtotal	67,184	65%	36,576	35%	103,760
	Fischer					
	American Sign Lang./IPPD	7,920	56%	6,240	44%	14,160
	Asian Languages		0%	8,176	100%	8,176
	Developmental Mathematics	33,792	50%	34,080	50%	67,872
	ESL	2,432	26%	6,976	74%	9,408
	Foreign Languages	2,000	81%	480	19%	2,480
	Marketing	10,560	67%	5,184	33%	15,744
	Spanish	5,920	81%	1,360	19%	7,280
	Subtotal	62,624	50%	62,496	50%	125,120
Andrews						
English	92,752	90%	10,368	10%	103,120	
Philosophy	11,760	74%	4,224	26%	15,984	
Reading & Writing	35,184	64%	19,968	36%	55,152	
Subtotal	139,696	80%	34,560	20%	174,256	
Division Total	269,504	67%	133,632	33%	403,136	

Contact Hours by Campus, Division, Associate Dean, and Department by Faculty Employment Status
District-Wide Totals
Collin College
Fall 2021

Division	Department	Full-Time Faculty ¹		Part-Time Faculty		Total
		Number	%	Number	%	
Institutional Total		3,357,304	64%	1,897,904	36%	5,255,208
Plano Campus	Weatherford					
	Astronomy	4,608	67%	2,304	33%	6,912
	Environmental Science	13,152	60%	8,736	40%	21,888
	Geology	12,864	60%	8,736	40%	21,600
	Mathematics	95,552	76%	30,944	24%	126,496
	Physics	8,832	51%	8,640	49%	17,472
	Subtotal	135,008	69%	59,360	31%	194,368
	Ramsey					
	Anatomy & Physiology	36,336	87%	5,440	13%	41,776
	Anthropology	2,688	100%		0%	2,688
	Biology	35,728	53%	31,536	47%	67,264
	Chemistry	24,448	63%	14,304	37%	38,752
	Kinesiology	7,088	74%	2,544	26%	9,632
	Nutrition		0%	3,696	100%	3,696
	Sociology	3,696	48%	3,984	52%	7,680
	Subtotal	109,984	64%	61,504	36%	171,488
	O'Quin					
	EDUC Learning Frameworks		na		na	0
	History	49,152	82%	10,944	18%	60,096
	Political Science	33,408	67%	16,224	33%	49,632
	Psychology	19,536	60%	13,200	40%	32,736
	Subtotal	102,096	72%	40,368	28%	142,464
	Venuto					
	CA Art		na		na	0
	CA Biology	6,336	100%		0%	6,336
	CA Economics	8,304	50%	8,256	50%	16,560
	CA EDUC Learning Frameworks		0%	1,296	100%	1,296
	CA English	44,992	88%	6,160	12%	51,152
	CA History	6,576	43%	8,688	57%	15,264
	CA Mathematics	15,264	65%	8,256	35%	23,520
CA Political Science	5,952	54%	5,136	46%	11,088	
CA Psychology	432	100%		0%	432	
CA Spanish		0%	1,520	100%	1,520	
CA Speech		na		na	0	
Subtotal	87,856	69%	39,312	31%	127,168	
Division Total	434,944	68%	200,544	32%	635,488	
Plano Campus Total		839,256	65%	449,768	35%	1,289,024

Contact Hours by Campus, Division, Associate Dean, and Department by Faculty Employment Status
District-Wide Totals
Collin College
Fall 2021

Division	Department	Full-Time Faculty ¹		Part-Time Faculty		Total
		Number	%	Number	%	
Institutional Total		3,357,304	64%	1,897,904	36%	5,255,208
Wylie Campus	Mulcahy					
	Accounting		0%	2,112	100%	2,112
	Anatomy & Physiology	3,808	23%	12,432	77%	16,240
	Art	624	7%	7,728	93%	8,352
	Biology	9,616	46%	11,184	54%	20,800
	Business		0%	1,872	100%	1,872
	Chemistry	6,592	67%	3,264	33%	9,856
	Developmental Mathematics	2,688	23%	9,024	77%	11,712
	Economics	13,248	75%	4,512	25%	17,760
	EDUC Learning Frameworks	2,304	35%	4,320	65%	6,624
	Education	1,856	100%		0%	1,856
	English	32,864	39%	52,288	61%	85,152
	Environmental Science		0%	7,968	100%	7,968
	Geology		0%	4,128	100%	4,128
	History	13,920	36%	24,624	64%	38,544
	Humanities	4,608	74%	1,632	26%	6,240
	Kinesiology		0%	1,536	100%	1,536
	Mathematics	28,016	52%	26,080	48%	54,096
	Music	1,568	25%	4,824	75%	6,392
	Nutrition		0%	816	100%	816
	Philosophy		0%	3,504	100%	3,504
	Photography		0%	576	100%	576
	Physics	1,824	100%		0%	1,824
	Political Science	9,072	41%	13,056	59%	22,128
	Psychology	2,544	34%	4,992	66%	7,536
	Reading & Writing	6,576	93%	480	7%	7,056
	Sociology	2,352	77%	720	23%	3,072
Spanish		0%	1,360	100%	1,360	
Speech	4,128	47%	4,704	53%	8,832	
	Division Total	148,208	41%	209,736	59%	357,944
Wrkfrc Educ	Agriculture	4,320	82%	960	18%	5,280
	Veterinary Tech.	4,272	69%	1,936	31%	6,208
	Division Total	8,592	75%	2,896	25%	11,488
Wylie Campus Total		156,800	42%	212,632	58%	369,432

Cont. Hours Taught by Campus, Division, Associate Dean, and Department by Faculty Employment Status
Rockwall Center
Collin College
Fall 2021

Division	Department	Full-Time Faculty		Part-Time Faculty		Total
		Number	%	Number	%	
Rockwall Center	Total	26,768	44%	33,568	56%	60,336
McKinney Campus	Health Sciences & Emergency Services	Activity Care		na	na	0
		Dental Hygiene		na	na	0
		Diagnostic Med. Sonography		na	na	0
		EMS		na	na	0
		Fire Science		na	na	0
		Health Information Mgt.		na	na	0
		Health Professions	1,008	100%	0%	1,008
		Medical Asst. Adv. Practice		na	na	0
		Physical Therapy Assistant		na	na	0
		Polysomnographic Tech.		na	na	0
		Respiratory Care		na	na	0
		Surgical Assistant		na	na	0
		Surgical Technology		na	na	0
		Division Total	1,008	100%	0	0%
McKinney Campus Total	1,008	100%	0	0%	1,008	

**Contact Hours by Campus, Division, Associate Dean, & Department by Faculty Employment Status
Instructional Sites Other than Campuses, Centers, and Distance Learning
Collin College
Fall 2021**

Division	Department	Full-Time Faculty		Part-Time Faculty		Total		
		Number	%	Number	%			
Other Instructional Sites Total		224,048	41%	326,736	59%	550,784		
Allen Technical Campus	Walker							
	Academic Affairs	Art		na	na	0		
		Astronomy		na	na	0		
		Biology		na	na	0		
		Business		na	na	0		
		Developmental Mathematics		na	na	0		
		Economics		na	na	0		
		EDUC Learning Frameworks	768	100%	0%	768		
		English		na	na	0		
		Environmental Science		na	na	0		
		History		na	na	0		
		Humanities		na	na	0		
		Mathematics		na	na	0		
		Philosophy		na	na	0		
		Photography		na	na	0		
		Physics		na	na	0		
		Political Science		na	na	0		
		Psychology		na	na	0		
		Reading & Writing		na	na	0		
		Speech	624	100%	0%	624		
Division Total		1,392	100%	0	0%	1,392		
Allen Technical Campus	Workforce Education	Automotive Tech.		na	na	0		
		Biomedical Equip. Tech.		na	na	0		
		CADD		na	na	0		
		Carpentry		na	na	0		
		Collision Technology		na	na	0		
		Construction Mgt.		na	na	0		
		Electrician		na	na	0		
		Electronics		na	na	0		
		Engineering		na	na	0		
		Facilities Management		na	na	0		
		HVAC		0%	2,208	100%	2,208	
		Industrial Automation		na	na	0		
		Interior Design		na	na	0		
		Plumbing		na	na	0		
		Safety		na	na	0		
		Welding		na	na	0		
		Division Total		0	0%	2,208	100%	2,208
		Allen Technical Campus Total		1,392	39%	2,208	61%	3,600

**Contact Hours by Campus, Division, Associate Dean, & Department by Faculty Employment Status
Instructional Sites Other than Campuses, Centers, and Distance Learning
Collin College
Fall 2021**

Division	Department	Full-Time Faculty		Part-Time Faculty		Total
		Number	%	Number	%	
Other Instructional Sites Total		224,048	41%	326,736	59%	550,784
Celina Campus	Forrester		na		na	0
	Accounting		na		na	0
	Anatomy & Physiology		na		na	0
	Art		na		na	0
	Biology		na		na	0
	Business		na		na	0
	Chemistry		na		na	0
	Developmental Mathematics		na		na	0
	Economics		na		na	0
	EDUC Learning Frameworks		na		na	0
	English	8,768	29%	21,568	71%	30,336
	Environmental Science		na		na	0
	Geology		na		na	0
	History	4,224	33%	8,640	67%	12,864
	Humanities		na		na	0
	Mathematics	2,432	28%	6,272	72%	8,704
	Music		na		na	0
	Philosophy		na		na	0
	Political Science	8,016	58%	5,712	42%	13,728
	Psychology		na		na	0
	Reading & Writing		na		na	0
	Sociology		na		na	0
	Speech		na		na	0
	Division Total	23,440	36%	42,192	64%	65,632
Celina Campus Total		23,440	36%	42,192	64%	65,632

**Contact Hours by Campus, Division, Associate Dean, & Department by Faculty Employment Status
Instructional Sites Other than Campuses, Centers, and Distance Learning
Collin College
Fall 2021**

Division	Department	Full-Time Faculty		Part-Time Faculty		Total
		Number	%	Number	%	
Other Instructional Sites Total		224,048	41%	326,736	59%	550,784
Farmersville Campus	Powell		na		na	0
	Art		na		na	0
	Biology		na		na	0
	Business		na		na	0
	Economics	960	47%	1,104	53%	2,064
	EDUC Learning Frameworks		0%	1,680	100%	1,680
	English	1,760	43%	2,320	57%	4,080
	Environmental Science		0%	672	100%	672
	History	1,920	62%	1,200	38%	3,120
	Humanities		0%	768	100%	768
	Mathematics	1,408	100%		0%	1,408
	Music		na		na	0
	Philosophy		na		na	0
	Political Science	960	100%		0%	960
	Psychology		na		na	0
	Reading & Writing		na		na	0
	Speech		na		na	0
		Division Total	7,008	48%	7,744	52%
Farmersville Campus Total		7,008	48%	7,744	52%	14,752

**Contact Hours by Campus, Division, Associate Dean, & Department by Faculty Employment Status
Instructional Sites Other than Campuses, Centers, and Distance Learning
Collin College
Fall 2021**

Division	Department	Full-Time Faculty		Part-Time Faculty		Total	
		Number	%	Number	%		
Other Instructional Sites Total		224,048	41%	326,736	59%	550,784	
Frisco Campus	Academic Affairs						
	Forrester						
		CA Art		na	na	0	
		CA Biology		0%	8,736	100%	8,736
		CA Business		0%	288	100%	288
		CA Economics	2,880	23%	9,552	77%	12,432
		CA EDUC Learning Frameworks	4,752	100%		0%	4,752
		CA English	22,144	42%	30,640	58%	52,784
		CA History	8,640	38%	14,400	63%	23,040
		CA Humanities		0%	2,400	100%	2,400
		CA Mathematics	896	13%	5,760	87%	6,656
		CA Political Science	3,888	25%	11,760	75%	15,648
		CA Psychology	1,200	60%	816	40%	2,016
		CA Sociology		0%	2,400	100%	2,400
		CA Speech		0%	1,728	100%	1,728
		Subtotal	44,400	33%	88,480	67%	132,880
		Division Total	44,400	33%	88,480	67%	132,880
		Workforce Education					
		Newman					
		Computer Systems		na	na	0	
		Networking		0%	1,440	100%	1,440
		Subtotal	0	0%	1,440	100%	1,440
		Szlachtowski					
		Criminal Justice		na	na	0	
		Culinary Arts		na	na	0	
		Hospitality Management		na	na	0	
	Legal Assistant		na	na	0		
	Management		0%	672	100%	672	
	Office Systems Technology		na	na	0		
	Pastry		0%	800	100%	800	
	Real Estate		na	na	0		
	Sports & Recreation Mgt.		na	na	0		
	Supply Chain Mgt.		na	na	0		
	Video Production		na	na	0		
	Subtotal	0	0%	1,472	100%	1,472	
	Division Total	0	0%	2,912	100%	2,912	
Frisco Campus Total		44,400	33%	91,392	67%	135,792	

**Contact Hours by Campus, Division, Associate Dean, & Department by Faculty Employment Status
Instructional Sites Other than Campuses, Centers, and Distance Learning
Collin College
Fall 2021**

Division	Department	Full-Time Faculty		Part-Time Faculty		Total	
		Number	%	Number	%		
Other Instructional Sites Total		224,048	41%	326,736	59%	550,784	
McKinney Campus	Belue						
	Anatomy & Physiology		na		na	0	
	Astronomy		na		na	0	
	Biology		na		na	0	
	Chemistry		na		na	0	
	Environmental Science		0%	3,792	100%	3,792	
	Geography		na		na	0	
	Geology		na		na	0	
	Kinesiology		na		na	0	
	Nutrition		na		na	0	
	Physics		na		na	0	
	Political Science		2,304	35%	4,320	65%	6,624
		Subtotal	2,304	22%	8,112	78%	10,416
		Buggs					
		Anthropology		na		na	0
		Communications		na		na	0
		English	14,400	47%	16,496	53%	30,896
		Foreign Languages		na		na	0
		History	10,800	63%	6,384	37%	17,184
		Humanities		na		na	0
		Philosophy		na		na	0
		Reading & Writing		na		na	0
		Speech		na		na	0
		Subtotal	25,200	52%	22,880	48%	48,080
		Fair					
		Accounting		na		na	0
		Art		na		na	0
		Business		na		na	0
		Dance		na		na	0
		Developmental Mathematics		na		na	0
		Economics		0%	768	100%	768
		EDUC Learning Frameworks		na		na	0
		Education		na		na	0
		Mathematics	14,864	100%		0%	14,864
		Music		na		na	0
		Photography		na		na	0
		Psychology		na		na	0
		Sociology		na		na	0
		Social Work		na		na	0
		Subtotal	14,864	95%	768	5%	15,632
		Division Total	42,368	57%	31,760	43%	74,128

**Contact Hours by Campus, Division, Associate Dean, & Department by Faculty Employment Status
Instructional Sites Other than Campuses, Centers, and Distance Learning
Collin College
Fall 2021**

Division	Department	Full-Time Faculty		Part-Time Faculty		Total		
		Number	%	Number	%			
Other Instructional Sites Total		224,048	41%	326,736	59%	550,784		
McKinney Campus	Health Sciences & Emergency Services	Activity Care		na	na	0		
		Dental Hygiene		na	na	0		
		Diagnostic Med. Sonography		na	na	0		
		EMS	576	100%		0%	576	
		Fire Science		na		na	0	
		Health Information Mgt.		na		na	0	
		Health Professions	13,712	25%	40,480	75%	54,192	
		Medical Asst. Adv. Practice	1,376	100%		0%	1,376	
		Physical Therapy Assistant		0%	3,232	100%	3,232	
		Polysomnographic Tech.		na		na	0	
		Respiratory Care		na		na	0	
		Surgical Assistant		na		na	0	
		Surgical Technology		na		na	0	
		Division Total		15,664	26%	43,712	74%	59,376
McKinney Campus Total		58,032	43%	75,472	57%	133,504		
Plano Campus	Math & Sciences	Ramsey						
		Anatomy & Physiology		na	na	0		
		Anthropology		na	na	0		
		Biology		na	na	0		
		Chemistry		na	na	0		
		Kinesiology		0%	336	100%	336	
		Nutrition		na	na	0		
		Sociology		na	na	0		
		Subtotal		0	0%	336	100%	336
		Venuto						
		CA Art		na	na	0		
		CA Biology	6,336	100%		0%	6,336	
		CA Economics	8,304	50%	8,256	50%	16,560	
		CA EDUC Learning Frameworks		na		na	0	
		CA English	44,992	88%	6,160	12%	51,152	
		CA History	6,576	43%	8,688	57%	15,264	
		CA Mathematics	15,264	65%	8,256	35%	23,520	
		CA Political Science	5,952	54%	5,136	46%	11,088	
		CA Psychology	432	100%		0%	432	
		CA Spanish		0%	1,520	100%	1,520	
CA Speech		na		na	0			
Subtotal		87,856	70%	38,016	30%	125,872		
Division Total		87,856	70%	38,352	30%	126,208		
Plano Campus Total		87,856	70%	38,352	30%	126,208		

**Contact Hours by Campus, Division, Associate Dean, & Department by Faculty Employment Status
Instructional Sites Other than Campuses, Centers, and Distance Learning
Collin College
Fall 2021**

Division	Department	Full-Time Faculty		Part-Time Faculty		Total	
		Number	%	Number	%		
Other Instructional Sites Total		224,048	41%	326,736	59%	550,784	
Wylie Campus	Mulcahy						
	Accounting		na		na	0	
	Art		na		na	0	
	Biology		0%	1,632	100%	1,632	
	Business		na		na	0	
	Chemistry		na		na	0	
	Developmental Mathematics		na		na	0	
	Economics		0%	1,920	100%	1,920	
	EDUC Learning Frameworks		0%	912	100%	912	
	Education		na		na	0	
	English		1,920	6%	29,856	94%	31,776
	Environmental Science			0%	3,744	100%	3,744
	Geology			na		na	0
	History			0%	13,344	100%	13,344
	Humanities			na		na	0
	Kinesiology			na		na	0
	Mathematics			0%	9,472	100%	9,472
	Music			na		na	0
	Philosophy			na		na	0
	Physics			na		na	0
	Political Science			0%	6,672	100%	6,672
	Psychology			na		na	0
	Reading & Writing			na		na	0
	Sociology			na		na	0
	Spanish			0%	720	100%	720
	Speech			0%	1,104	100%	1,104
	Division Total		1,920	3%	69,376	97%	71,296
	Wylie Campus Total		1,920	3%	69,376	97%	71,296

Contact Hours Taught by Division, Associate Dean, and Department by Faculty Employment Status
 High School Dual Credit Instruction
 Collin College
 Fall 2021

Division	Department	Full-Time Faculty		Part-Time Faculty		Total
		Number	%	Number	%	
High School Dual Credit Total		371,728	47%	418,688	53%	790,416
Allen Technical Campus	Walker					
	Art		na		na	0
	Astronomy		0%	3,648	100%	3,648
	Biology	576	50%	576	50%	1,152
	Business		na		na	0
	Developmental Mathematics	2,016	32%	4,224	68%	6,240
	Economics	768	100%		0%	768
	EDUC Learning Frameworks	27,536	83%	5,648	17%	33,184
	English		0%	1,344	100%	1,344
	Environmental Science	8,736	71%	3,600	29%	12,336
	History		na		na	0
	Humanities	2,496	42%	3,456	58%	5,952
	Mathematics		na		na	0
	Philosophy		na		na	0
	Photography		na		na	0
	Physics	5,088	54%	4,272	46%	9,360
	Political Science		na		na	0
	Psychology		na		na	0
	Reading & Writing	1,488	100%		0%	1,488
	Speech		na		na	0
Division Total	48,704	65%	26,768	35%	75,472	
Allen Technical Campus	Workforce Education					
	Automotive Tech.	2,112	100%		0%	2,112
	Biomedical Equip. Tech.		na		na	0
	CADD	512	42%	704	58%	1,216
	Carpentry		na		na	0
	Collision Technology		na		na	0
	Construction Mgt.	480	100%		0%	480
	Electrician		na		na	0
	Electronics	480	11%	4,032	89%	4,512
	Engineering		na		na	0
	Facilities Management		na		na	0
	HVAC		0%	2,208	100%	2,208
	Industrial Automation		na		na	0
	Interior Design		na		na	0
	Plumbing		na		na	0
	Safety		na		na	0
Welding	1,008	100%		0%	1,008	
Division Total	4,592	40%	6,944	60%	11,536	
Allen Technical Campus Total		53,296	61%	33,712	39%	87,008

Contact Hours Taught by Division, Associate Dean, and Department by Faculty Employment Status
 High School Dual Credit Instruction
 Collin College
 Fall 2021

Division	Department	Full-Time Faculty		Part-Time Faculty		Total
		Number	%	Number	%	
High School Dual Credit Total		371,728	47%	418,688	53%	790,416
Celina Campus	Forrester					
	Accounting		na		na	0
	Anatomy & Physiology		na		na	0
	Art		na		na	0
	Biology		na		na	0
	Business		na		na	0
	Chemistry		na		na	0
	Developmental Mathematics		na		na	0
	Economics		na		na	0
	EDUC Learning Frameworks		na		na	0
	English	8,768	29%	21,568	71%	30,336
	Environmental Science		na		na	0
	Geology		na		na	0
	History	4,224	33%	8,640	67%	12,864
	Humanities		na		na	0
	Mathematics	2,432	28%	6,272	72%	8,704
	Music		na		na	0
	Philosophy		na		na	0
	Political Science	8,016	58%	5,712	42%	13,728
	Psychology		na		na	0
	Reading & Writing		na		na	0
	Sociology		na		na	0
	Speech		na		na	0
	Division Total	23,440	36%	42,192	64%	65,632
Celina Campus Total		23,440	36%	42,192	64%	65,632

Contact Hours Taught by Division, Associate Dean, and Department by Faculty Employment Status
 High School Dual Credit Instruction
 Collin College
 Fall 2021

Division	Department	Full-Time Faculty		Part-Time Faculty		Total	
		Number	%	Number	%		
High School Dual Credit Total		371,728	47%	418,688	53%	790,416	
Farmersville Campus	Powell						
	Art	864	100%		0%	864	
	Biology	1,152	50%	1,152	50%	2,304	
	Business	768	100%		0%	768	
	Economics	960	27%	2,544	73%	3,504	
	EDUC Learning Frameworks	1,152	41%	1,680	59%	2,832	
	English	3,680	49%	3,904	51%	7,584	
	Environmental Science		0%	1,344	100%	1,344	
	History	3,552	75%	1,200	25%	4,752	
	Humanities		0%	768	100%	768	
	Mathematics	3,456	100%		0%	3,456	
	Music		na		na	0	
	Philosophy		na		na	0	
	Political Science	2,304	100%		0%	2,304	
	Psychology		na		na	0	
	Reading & Writing		na		na	0	
	Speech		na		na	0	
	Division Total		17,888	59%	12,592	41%	30,480
	Farmersville Campus Total		17,888	59%	12,592	41%	30,480

Contact Hours Taught by Division, Associate Dean, and Department by Faculty Employment Status
 High School Dual Credit Instruction
 Collin College
 Fall 2021

Division	Department	Full-Time Faculty		Part-Time Faculty		Total	
		Number	%	Number	%		
High School Dual Credit Total		371,728	47%	418,688	53%	790,416	
Frisco Campus	Cooper						
	CA Art	1,440	100%		0%	1,440	
	CA Biology	1,248	12%	9,216	88%	10,464	
	CA Business		0%	288	100%	288	
	CA Economics	7,152	39%	11,136	61%	18,288	
	CA EDUC Learning Frameworks	4,752	100%		0%	4,752	
	CA English	43,168	58%	31,856	42%	75,024	
	CA History	11,856	39%	18,576	61%	30,432	
	CA Humanities		0%	2,400	100%	2,400	
	CA Mathematics	2,944	20%	11,600	80%	14,544	
	CA Political Science	8,592	37%	14,784	63%	23,376	
	CA Psychology	1,200	60%	816	40%	2,016	
	CA Sociology		0%	3,600	100%	3,600	
	CA Speech		0%	2,400	100%	2,400	
		Subtotal	82,352	44%	106,672	56%	189,024
		Division Total	82,352	44%	106,672	56%	189,024
		Newman					
		Computer Systems	1,296	65%	704	35%	2,000
		Networking	1,840	47%	2,080	53%	3,920
		Subtotal	3,136	53%	2,784	47%	5,920
	Szlachtowski						
	Criminal Justice		na		na	0	
	Culinary Arts		na		na	0	
	Hospitality Management		na		na	0	
	Legal Assistant		na		na	0	
	Management		0%	672	100%	672	
	Office Systems Technology		na		na	0	
	Pastry		0%	800	100%	800	
	Real Estate		na		na	0	
	Sports & Recreation Mgt.		na		na	0	
	Supply Chain Mgt.		na		na	0	
	Video Production		na		na	0	
	Subtotal	0	0%	1,472	100%	1,472	
	Division Total	3,136	42%	4,256	58%	7,392	
Frisco Campus Total		85,488	44%	110,928	56%	196,416	

Contact Hours Taught by Division, Associate Dean, and Department by Faculty Employment Status
 High School Dual Credit Instruction
 Collin College
 Fall 2021

Division	Department	Full-Time Faculty		Part-Time Faculty		Total	
		Number	%	Number	%		
High School Dual Credit Total		371,728	47%	418,688	53%	790,416	
McKinney Campus	Belue						
	Anatomy & Physiology		na	na	na	0	
	Astronomy		na	na	na	0	
	Biology		na	na	na	0	
	Chemistry		na	na	na	0	
	Environmental Science	2,208	29%	5,376	71%	7,584	
	Geography		na	na	na	0	
	Geology		na	na	na	0	
	Kinesiology		na	na	na	0	
	Nutrition		na	na	na	0	
	Physics		na	na	na	0	
	Political Science	3,696	39%	5,712	61%	9,408	
		Subtotal	5,904	35%	11,088	65%	16,992
		Buggs					
		Anthropology		na	na	na	0
		Communications		na	na	na	0
		English	17,088	52%	15,664	48%	32,752
		Foreign Languages		na	na	na	0
		History	11,856	67%	5,760	33%	17,616
		Humanities		na	na	na	0
		Philosophy		na	na	na	0
		Reading & Writing		na	na	na	0
		Speech	768	100%		0%	768
		Subtotal	29,712	58%	21,424	42%	51,136
		Fair					
		Accounting		na	na	na	0
		Art		na	na	na	0
		Business		na	na	na	0
		Dance		na	na	na	0
		Developmental Mathematics		na	na	na	0
		Economics	1,008	27%	2,688	73%	3,696
		EDUC Learning Frameworks		na	na	na	0
		Education		na	na	na	0
		Mathematics	14,864	100%		0%	14,864
		Music		na	na	na	0
		Photography		na	na	na	0
		Psychology	1,200	100%		0%	1,200
		Sociology		na	na	na	0
		Social Work		na	na	na	0
		Subtotal	17,072	86%	2,688	14%	19,760
		Division Total	52,688	60%	35,200	40%	87,888

Contact Hours Taught by Division, Associate Dean, and Department by Faculty Employment Status
 High School Dual Credit Instruction
 Collin College
 Fall 2021

Division	Department	Full-Time Faculty		Part-Time Faculty		Total		
		Number	%	Number	%			
High School Dual Credit Total		371,728	47%	418,688	53%	790,416		
McKinney Campus	Health Sciences & Emergency Services	Activity Care	na	na	na	0		
		Dental Hygiene	na	na	na	0		
		Diagnostic Med. Sonography	na	na	na	0		
		EMS	576	100%	0%	0	576	
		Fire Science	na	na	na	na	0	
		Health Information Mgt.	na	0%	1,152	100%	1,152	
		Health Professions	18,448	31%	40,720	69%	59,168	
		Medical Asst. Adv. Practice	5,664	89%	672	11%	6,336	
		Pharmacy Tech.	832	65%	448	35%	1,280	
		Physical Therapy Assistant	na	0%	4,912	100%	4,912	
		Polysomnographic Tech.	na	na	na	na	0	
		Respiratory Care	na	na	na	na	0	
		Surgical Assistant	na	na	na	na	0	
		Surgical Technology	na	na	na	na	0	
		Division Total		25,520	35%	47,904	65%	73,424
McKinney Campus Total		78,208	48%	83,104	52%	161,312		
Plano Campus	Math & Sciences	Venuto						
		CA Art	na	na	na	0		
		CA Biology	6,336	100%	0%	0	6,336	
		CA Economics	8,304	50%	8,256	50%	16,560	
		CA EDUC Learning Frameworks	na	0%	1,296	100%	1,296	
		CA English	44,992	88%	6,160	12%	51,152	
		CA History	6,576	43%	8,688	57%	15,264	
		CA Mathematics	15,264	65%	8,256	35%	23,520	
		CA Political Science	5,952	54%	5,136	46%	11,088	
		CA Psychology	432	100%	0%	0	432	
		CA Spanish	na	0%	1,520	100%	1,520	
		CA Speech	na	na	na	na	0	
		Subtotal		87,856	69%	39,312	31%	127,168
		Division Total		87,856	69%	39,312	31%	127,168
Plano Campus Total		87,856	69%	39,312	31%	127,168		

Contact Hours Taught by Division, Associate Dean, and Department by Faculty Employment Status
 High School Dual Credit Instruction
 Collin College
 Fall 2021

Division	Department	Full-Time Faculty		Part-Time Faculty		Total
		Number	%	Number	%	
High School Dual Credit Total		371,728	47%	418,688	53%	790,416
Wylie Campus	Mulcahy					
	Accounting		na		na	0
	Art		na		na	0
	Biology		0%	1,632	100%	1,632
	Business		na		na	0
	Chemistry		na		na	0
	Developmental Mathematics		na		na	0
	Economics	8,208	65%	4,512	35%	12,720
	EDUC Learning Frameworks		0%	912	100%	912
	Education		na		na	0
	English	8,592	16%	46,720	84%	55,312
	Environmental Science		0%	3,744	100%	3,744
	Geology		na		na	0
	History		0%	21,360	100%	21,360
	Humanities		na		na	0
	Kinesiology		na		na	0
	Mathematics	8,128	46%	9,472	54%	17,600
	Music		na		na	0
	Philosophy		na		na	0
	Physics		na		na	0
	Political Science	624	9%	6,672	na	7,296
	Psychology		na		na	0
	Reading & Writing		na		na	0
	Sociology		na		na	0
	Spanish		0%	720	100%	720
	Speech		0%	1,104	100%	1,104
	Division Total	25,552	21%	96,848	79%	122,400
Wylie Campus Total		25,552	21%	96,848	79%	122,400

Contact Hours Taught by Division, Associate Dean, and Department by Faculty Employment Status
 Distance Learning
 Collin College
 Fall 2021

Division	Department	Full-Time Faculty		Part-Time Faculty		Total
		Number	%	Number	%	
Distance Learning	Total	1,047,232	78%	298,800	22%	1,346,032
Allen Technical Campus	Walker					
	Art		na		na	0
	Astronomy		0%	3,648	100%	3,648
	Biology		na		na	0
	Business		na		na	0
	Developmental Mathematics	1,392	100%		0%	1,392
	Economics		0%	864	100%	864
	EDUC Learning Frameworks		na		na	0
	English		na		na	0
	Environmental Science		na		na	0
	History		na		na	0
	Humanities		na		na	0
	Mathematics	1,856	100%		0%	1,856
	Philosophy		na		na	0
	Photography		na		na	0
	Physics		na		na	0
	Political Science		na		na	0
	Psychology		na		na	0
	Reading & Writing		na		na	0
	Speech	864	100%		0%	864
Division Total	4,112	48%	4,512	52%	8,624	
Allen Technical Campus	Workforce Education					
	Automotive Tech.		na		na	0
	Biomedical Equip. Tech.		na		na	0
	CADD		0%	2,496	100%	2,496
	Carpentry		na		na	0
	Collision Technology		na		na	0
	Construction Mgt.		na		na	0
	Electrician	912	100%		0%	912
	Electronics		na		na	0
	Engineering		na		na	0
	Facilities Management		na		na	0
	HVAC		na		na	0
	Industrial Automation		na		na	0
	Interior Design	3,776	100%		0%	3,776
	Plumbing		na		na	0
	Safety		na		na	0
Welding		na		na	0	
Division Total	4,688	65%	2,496	35%	7,184	
Allen Technical Campus Total	8,800	56%	7,008	44%	15,808	

Contact Hours Taught by Division, Associate Dean, and Department by Faculty Employment Status
 Distance Learning
 Collin College
 Fall 2021

Division	Department	Full-Time Faculty		Part-Time Faculty		Total
		Number	%	Number	%	
Distance Learning	Total	1,047,232	78%	298,800	22%	1,346,032
Farmersville Campus	Powell					
	Art	864	100%	0%		864
	Biology		na	na		0
	Business	768	100%	0%		768
	Economics		na	na		0
	EDUC Learning Frameworks	1,152	100%	0%		1,152
	English		na	na		0
	Environmental Science		0%	672	100%	672
	History		na	na		0
	Mathematics	1,024	100%	0%		1,024
	Music		na	na		0
	Philosophy		na	na		0
	Political Science		na	na		0
	Psychology		na	na		0
	Reading & Writing		na	na		0
	Speech		na	na		0
		Division Total	3,808	85%	672	15%
Farmersville Campus Total		3,808	85%	672	15%	4,480

Contact Hours Taught by Division, Associate Dean, and Department by Faculty Employment Status
 Distance Learning
 Collin College
 Fall 2021

Division	Department	Full-Time Faculty		Part-Time Faculty		Total	
		Number	%	Number	%		
Distance Learning	Total	1,047,232	78%	298,800	22%	1,346,032	
Frisco Campus	West						
	Art		na		na	0	
	Dance		na		na	0	
	English	3,008	100%		0%	3,008	
	Foreign Languages		na		na	0	
	Humanities		na		na	0	
	Music		na		na	0	
	Philosophy		na		na	0	
	Photography		na		na	0	
	Reading & Writing		9,072	82%	2,016	18%	11,088
		Subtotal	12,080	86%	2,016	14%	14,096
		Cooper					
		CA Art		na		na	0
		CA Biology		na		na	0
		CA Business		na		na	0
		CA Economics		na		na	0
		CA EDUC Learning Frameworks		na		na	0
		CA English		na		na	0
		CA History		na		na	0
		CA Humanities		na		na	0
		CA Mathematics		na		na	0
		CA Political Science		na		na	0
		CA Psychology		na		na	0
		CA Sociology		0%	1,200	100%	1,200
		CA Speech		na		na	0
		Subtotal	0	0%	1,200	100%	1,200
		Division Total	12,080	79%	3,216	21%	15,296

Contact Hours Taught by Division, Associate Dean, and Department by Faculty Employment Status
 Distance Learning
 Collin College
 Fall 2021

Division	Department	Full-Time Faculty		Part-Time Faculty		Total	
		Number	%	Number	%		
Distance Learning	Total	1,047,232	78%	298,800	22%	1,346,032	
Frisco Campus	Newman						
	Computer Systems	31,152	68%	14,400	32%	45,552	
	Networking	15,776	72%	6,112	28%	21,888	
		Subtotal	46,928	70%	20,512	30%	67,440
	Thurman						
	Accounting		na		na	0	
	Business		na		na	0	
	Developmental Mathematics	10,992	100%		0%	10,992	
	Economics		na		na	0	
	Mathematics	4,960	100%		0%	4,960	
		Subtotal	15,952	100%	0	0%	15,952
	Szlachtowski						
	Animation & Game Arts		0%	8,544	100%	8,544	
	Criminal Justice		na		na	0	
	Culinary Arts		0%	2,736	100%	2,736	
	Hospitality Management	6,912	87%	1,056	13%	7,968	
	Legal Assistant	9,072	68%	4,320	32%	13,392	
	Management	13,104	63%	7,584	37%	20,688	
	Office Systems Technology	6,256	57%	4,800	43%	11,056	
	Pastry		na		na	0	
	Real Estate	4,368	100%		0%	4,368	
	Sports & Recreation Mgt.	912	100%		0%	912	
	Supply Chain Mgt.	1,200	100%		0%	1,200	
	Video Production	4,608	100%		0%	4,608	
		Subtotal	46,432	62%	29,040	38%	75,472
	Cybersecurity	3,376	32%	7,264	68%	10,640	
		Subtotal	3,376	32%	7,264	68%	10,640
	Division Total	112,688	66%	56,816	34%	169,504	
Frisco Campus Total		124,768	68%	60,032	32%	184,800	

Contact Hours Taught by Division, Associate Dean, and Department by Faculty Employment Status
 Distance Learning
 Collin College
 Fall 2021

Division	Department	Full-Time Faculty		Part-Time Faculty		Total
		Number	%	Number	%	
Distance Learning	Total	1,047,232	78%	298,800	22%	1,346,032
iCollin Campus	Academic Affairs					
	Nugent					
	Accounting	17,664	60%	11,904	40%	29,568
	Anatomy & Physiology	14,784	100%		0%	14,784
	Agriculture		na		na	0
	Anthropology	4,704	67%	2,304	33%	7,008
	Art	23,040	77%	6,912	23%	29,952
	Astronomy	8,928	79%	2,304	21%	11,232
	Biology	36,816	97%	1,152	3%	37,968
	Business	19,632	85%	3,408	15%	23,040
	Chemistry		na		na	0
	Communications	3,504	100%		0%	3,504
	Computer Systems	23,520	60%	15,584	40%	39,104
	Criminal Justice	14,448	100%		0%	14,448
	Dance	3,360	74%	1,152	26%	4,512
	Early Childhood Education	4,976	81%	1,152	19%	6,128
	Economics	33,888	83%	6,960	17%	40,848
	EDUC Learning Frameworks	11,808	63%	6,992	37%	18,800
	Education	3,520	69%	1,600	31%	5,120
	Engineering	1,472	100%		0%	1,472
	English	100,752	98%	2,416	2%	103,168
	Environmental Science	10,416	69%	4,656	31%	15,072
	Foreign Languages	5,440	75%	1,840	25%	7,280
	Geography		0%	2,352	100%	2,352
	Geology	5,712	36%	10,128	64%	15,840
	History	79,056	91%	7,872	9%	86,928
	Humanities	15,072	73%	5,568	27%	20,640
	Kinesiology	19,792	88%	2,688	12%	22,480
	Mathematics	100,736	87%	15,024	13%	115,760
	Music	7,968	78%	2,256	22%	10,224
	Nutrition	9,312	100%		0%	9,312
	Philosophy	12,864	64%	7,104	36%	19,968
	Photography	1,152	56%	912	44%	2,064
	Physics	18,384	62%	11,376	38%	29,760
Political Science	72,528	94%	4,464	6%	76,992	
Psychology	32,208	94%	2,208	6%	34,416	
Sociology	17,040	83%	3,552	17%	20,592	
Social Work		0%	1,152	100%	1,152	
Spanish	14,192	58%	10,256	42%	24,448	
Speech	36,144	80%	9,120	20%	45,264	
Sports & Recreation Mgt.	2,400	100%		0%	2,400	
Theater	10,624	100%		0%	10,624	
iCollin Campus Total		797,856	83%	166,368	17%	964,224

Contact Hours Taught by Division, Associate Dean, and Department by Faculty Employment Status
 Distance Learning
 Collin College
 Fall 2021

Division	Department	Full-Time Faculty		Part-Time Faculty		Total	
		Number	%	Number	%		
Distance Learning	Total	1,047,232	78%	298,800	22%	1,346,032	
McKinney Campus	Belue						
	Anatomy & Physiology		na		na	0	
	Astronomy	864	100%		0%	864	
	Biology		na		na	0	
	Chemistry		na		na	0	
	Environmental Science	3,216	67%	1,584	33%	4,800	
	Geography		na		na	0	
	Geology		na		na	0	
	Kinesiology		na		na	0	
	Nutrition		na		na	0	
	Physics		na		na	0	
	Political Science		1,392	50%	1,392	50%	2,784
		Subtotal	5,472	65%	2,976	35%	8,448
		Buggs					
		Anthropology		na		na	0
		Communications		na		na	0
		English	4,032	100%		0%	4,032
		Foreign Languages		na		na	0
		History	1,056	100%		0%	1,056
		Humanities		na		na	0
		Philosophy		na		na	0
		Reading & Writing	2,016	30%	4,608	70%	6,624
		Speech	768	100%		0%	768
		Subtotal	7,872	63%	4,608	37%	12,480
		Fair					
		Accounting		na		na	0
		Art		na		na	0
		Business		na		na	0
		Dance		na		na	0
		Developmental Mathematics	3,888	69%	1,728	31%	5,616
		Economics	1,008	34%	1,920	66%	2,928
		EDUC Learning Frameworks		na		na	0
		Education		na		na	0
		Mathematics	2,880	100%		0%	2,880
		Music		na		na	0
		Photography		na		na	0
		Psychology	1,200	100%		0%	1,200
		Sociology		na		na	0
		Social Work		na		na	0
		Subtotal	8,976	71%	3,648	29%	12,624
		Division Total	22,320	67%	11,232	33%	33,552

Contact Hours Taught by Division, Associate Dean, and Department by Faculty Employment Status
Distance Learning
Collin College
Fall 2021

Division	Department	Full-Time Faculty		Part-Time Faculty		Total	
		Number	%	Number	%		
Distance Learning	Total	1,047,232	78%	298,800	22%	1,346,032	
McKinney Campus	Health Sciences & Emergency Services	Activity Care		na	na	0	
		Dental Hygiene		0%	256	100%	256
		Diagnostic Med. Sonography		0%	1,536	100%	1,536
		EMS		na	na	na	0
		Fire Science	1,536	58%	1,120	42%	2,656
		Health Information Mgt.	10,592	31%	23,888	69%	34,480
		Health Professions	5,984	52%	5,472	48%	11,456
		Medical Asst. Adv. Practice	832	32%	1,776	68%	2,608
		Physical Therapy Assistant		na	na	na	0
		Polysomnographic Tech.	768	38%	1,248	62%	2,016
		Respiratory Care	384	51%	368	49%	752
		Surgical Assistant	352	100%		0%	352
		Surgical Technology	3,456	100%		0%	3,456
		Division Total	23,904	40%	35,664	60%	59,568
		Nursing	ADN	3,760	100%		0%
RN to BSN			na		na	0	
Vocational Nursing			na		na	0	
Division Total	3,760		100%	0	0%	3,760	
McKinney Campus Total	49,984	52%	46,896	48%	96,880		

Contact Hours Taught by Division, Associate Dean, and Department by Faculty Employment Status
 Distance Learning
 Collin College
 Fall 2021

Division	Department	Full-Time Faculty		Part-Time Faculty		Total
		Number	%	Number	%	
Distance Learning	Total	1,047,232	78%	298,800	22%	1,346,032
Fine Arts & Education	Tercero					
	Commercial Music	1,920	100%	0%		1,920
	Dance		na	na		0
	Music		na	na		0
	Theater		na	na		0
	Subtotal	1,920	100%	0	0%	1,920
	Bohanna					
	Art		na	na		0
	Communication Design	3,264	39%	5,184	61%	8,448
	Early Childhood Education	4,032	74%	1,408	26%	5,440
	EDUC Learning Frameworks		na	na		0
	Education		na	na		0
	Photography		na	na		0
	Subtotal	7,296	53%	6,592	47%	13,888
	Division Total	9,216	58%	6,592	42%	15,808
Piano Campus	Hughes					
	Accounting		na	na		0
	Banking	3,600	100%	0%		3,600
	Business		na	na		0
	Economics		na	na		0
	Human Resources Mgt.		0%	1,200	100%	1,200
	Humanities		na	na		0
	Insurance Mgt.		na	na		0
	Speech		na	na		0
	Subtotal	3,600	75%	1,200	25%	4,800
	Fischer					
	American Sign Lang./IPPD	1,392	58%	1,008	42%	2,400
	Asian Languages		na	na		0
	Developmental Mathematics	18,288	89%	2,304	11%	20,592
	ESL		na	na		0
	Foreign Languages		na	na		0
	Marketing	5,808	73%	2,112	27%	7,920
	Spanish		na	na		0
	Subtotal	25,488	82%	5,424	18%	30,912
	Andrews					
English	1,600	100%	0%		1,600	
Philosophy		na	na		0	
Reading & Writing	10,512	83%	2,208	17%	12,720	
Subtotal	12,112	85%	2,208	15%	14,320	
Division Total	41,200	82%	8,832	18%	50,032	

Contact Hours Taught by Division, Associate Dean, and Department by Faculty Employment Status
 Distance Learning
 Collin College
 Fall 2021

Division	Department	Full-Time Faculty		Part-Time Faculty		Total	
		Number	%	Number	%		
Distance Learning	Total	1,047,232	78%	298,800	22%	1,346,032	
Plano Campus	Mathematics & Sciences						
	Weatherford						
	Environmental Science		na		na	0	
	Geology		na		na	0	
	Mathematics	8,336	100%		0%	8,336	
	Physics		na		na	0	
		Subtotal	8,336	100%	0	0%	8,336
	Ramsey						
	Anatomy & Physiology		na		na	0	
	Anthropology		na		na	0	
	Biology	192	100%		0%	192	
	Chemistry		na		na	0	
	Kinesiology		na		na	0	
	Nutrition		na		na	0	
	Sociology		0%	1,104	100%	1,104	
		Subtotal	192	15%	1,104	85%	1,296
	O'Quin						
	EDUC Learning Frameworks		na		na	0	
	History		na		na	0	
	Political Science	1,200	100%		0%	1,200	
	Psychology		na		na	0	
		Subtotal	1,200	100%	0	0%	1,200
	Venuto						
	CA Art		na		na	0	
	CA Biology		na		na	0	
	CA Economics		na		na	0	
	CA EDUC Learning Frameworks		0%	1,296	100%	1,296	
	CA English		na		na	0	
	CA History		na		na	0	
	CA Mathematics		na		na	0	
	CA Political Science		na		na	0	
	CA Psychology		na		na	0	
	CA Spanish		na		na	0	
CA Speech		na		na	0		
	Subtotal	0	0%	1,296	100%	1,296	
	Division Total	9,728	80%	2,400	20%	12,128	
Plano Campus Total		60,144	77%	17,824	23%	77,968	

Contact Hours Taught by Division, Associate Dean, and Department by Faculty Employment Status
 Distance Learning
 Collin College
 Fall 2021

Division	Department	Full-Time Faculty		Part-Time Faculty		Total	
		Number	%	Number	%		
Distance Learning	Total	1,047,232	78%	298,800	22%	1,346,032	
Wylie Campus	Mulcahy						
	Accounting		na		na	0	
	Art		na		na	0	
	Biology		na		na	0	
	Business		na		na	0	
	Chemistry		na		na	0	
	Developmental Mathematics		na		na	0	
	Economics		na		na	0	
	EDUC Learning Frameworks		na		na	0	
	Education		na		na	0	
	English		na		na	0	
	Environmental Science		na		na	0	
	Geology		na		na	0	
	History		na		na	0	
	Humanities		na		na	0	
	Kinesiology		na		na	0	
	Mathematics		na		na	0	
	Music		na		na	0	
	Philosophy		na		na	0	
	Physics		na		na	0	
	Political Science		624	100%	0	0%	624
	Psychology			na		na	0
	Reading & Writing			na		na	0
	Sociology			na		na	0
	Speech			na		na	0
		Division Total	624	100%	0	0%	624
Wrkfrc Educ	Agriculture	1,248	100%		0%	1,248	
	Veterinary Tech.		na		na	0	
	Division Total	1,248	100%	0	0%	1,248	
Wylie Campus Total		1,872	100%	0	0%	1,872	

Contact Hours Taught by Division, Associate Dean, and Department by Faculty Employment Status
Face-to-Face Instruction
Collin College
Fall 2021

Division	Department	Full-Time Faculty		Part-Time Faculty		Total
		Number	%	Number	%	
Face-to-Face Instruction Total		2,310,072	59%	1,599,104	41%	3,909,176
Allen Technical Campus	Walker					
	Art		na		na	0
	Astronomy		na		na	0
	Biology	576	50%	576	50%	1,152
	Business	336	100%		0%	336
	Developmental Mathematics		na		na	0
	Economics	2,016	38%	3,360	63%	5,376
	EDUC Learning Frameworks	768	100%		0%	768
	English	27,536	79%	7,248	21%	34,784
	Environmental Science		0%	2,496	100%	2,496
	History	9,120	72%	3,600	28%	12,720
	Humanities		na		na	0
	Mathematics	4,864	58%	3,456	42%	8,320
	Philosophy		na		na	0
	Photography		na		na	0
	Physics		0%	1,152	100%	1,152
	Political Science	5,088	54%	4,272	46%	9,360
	Psychology		na		na	0
	Reading & Writing		na		na	0
	Speech	624	100%		0%	624
Division Total	50,928	66%	26,160	34%	77,088	
Allen Technical Campus	Automotive Tech.	10,656	41%	15,104	59%	25,760
	Biomedical Equip. Tech.	800	100%		0%	800
	CADD	6144	90%	704	10%	6,848
	Carpentry	576	100%		0%	576
	Collision Technology	1,824	70%	768	30%	2,592
	Construction Mgt.	13,456	56%	10,368	44%	23,824
	Electrician	3,200	100%		0%	3,200
	Electronics	8,896	54%	7,584	46%	16,480
	Engineering	4,736	58%	3,392	42%	8,128
	Facilities Management		na		na	0
	HVAC	9,600	47%	10,768	53%	20,368
	Industrial Automation		na		na	0
	Interior Design	2,576	46%	3,008	54%	5,584
	Plumbing	4,032	100%		0%	4,032
	Safety		na		na	0
	Welding	22,736	79%	6,048	21%	28,784
	Division Total	89,232	61%	57,744	39%	146,976
Allen Technical Campus Total		140,160	63%	83,904	37%	224,064

Contact Hours Taught by Division, Associate Dean, and Department by Faculty Employment Status
Face-to-Face Instruction
Collin College
Fall 2021

Division	Department	Full-Time Faculty		Part-Time Faculty		Total
		Number	%	Number	%	
Face-to-Face Instruction Total		2,310,072	59%	1,599,104	41%	3,909,176
Celina Campus	Forrester					
	Accounting		na		na	0
	Anatomy & Physiology	1,232	61%	784	39%	2,016
	Art		0%	720	100%	720
	Biology		0%	1,152	100%	1,152
	Business		0%	432	100%	432
	Chemistry		0%	1,008	100%	1,008
	Developmental Mathematics		0%	3,456	100%	3,456
	Economics		0%	480	100%	480
	EDUC Learning Frameworks	672	48%	720	52%	1,392
	English	10,816	30%	25,088	70%	35,904
	Environmental Science		0%	672	100%	672
	Geology		0%	384	100%	384
	History	6,240	42%	8,640	58%	14,880
	Humanities		na		na	0
	Mathematics	5,760	45%	7,104	55%	12,864
	Music		na		na	0
	Philosophy		0%	432	100%	432
	Political Science	8,016	56%	6,336	44%	14,352
	Psychology		0%	480	100%	480
	Reading & Writing	2,832	51%	2,736	49%	5,568
	Sociology		na		na	0
	Speech		0%	960	100%	960
Division Total		35,568	37%	61,584	63%	97,152
Celina Campus Total		35,568	37%	61,584	63%	97,152

Contact Hours Taught by Division, Associate Dean, and Department by Faculty Employment Status
Face-to-Face Instruction
Collin College
Fall 2021

Division	Department	Full-Time Faculty		Part-Time Faculty		Total
		Number	%	Number	%	
Face-to-Face Instruction Total		2,310,072	59%	1,599,104	41%	3,909,176
Farmersville Campus	Powell					
	Anatomy & Physiology	672	20%	2,688	80%	3,360
	Art		0%	960	100%	960
	Biology	1,152	39%	1,824	61%	2,976
	Business		na		na	0
	Developmental Mathematics	1,824	43%	2,448	57%	4,272
	Economics	960	27%	2,544	73%	3,504
	EDUC Learning Frameworks	1,152	29%	2,832	71%	3,984
	English	6,304	62%	3,904	38%	10,208
	Environmental Science		0%	672	100%	672
	History	3,552	64%	2,016	36%	5,568
	Humanities		0%	768	100%	768
	Mathematics	2,816	56%	2,176	44%	4,992
	Music		0%	960	100%	960
	Philosophy		na		na	0
	Political Science	2,832	100%		0%	2,832
	Psychology	816	100%		0%	816
	Reading & Writing		0%	4,416	100%	4,416
	Speech		0%	528	100%	528
	Division Total		22,080	43%	28,736	57%
Farmersville Campus Total		22,080	43%	28,736	57%	50,816

Contact Hours Taught by Division, Associate Dean, and Department by Faculty Employment Status
Face-to-Face Instruction
Collin College
Fall 2021

Division	Department	Full-Time Faculty		Part-Time Faculty		Total	
		Number	%	Number	%		
Face-to-Face Instruction Total		2,310,072	59%	1,599,104	41%	3,909,176	
Frisco Campus	Martin						
	Anthropology		0%	768	100%	768	
	Communications		na		na	0	
	EDUC Learning Frameworks	4,320	27%	11,952	73%	16,272	
	Education	1,664	na		na		
	Geography		0%	432	100%	432	
	History	29,472	58%	21,072	42%	50,544	
	Political Science	26,336	69%	12,000	31%	38,336	
	Psychology	14,976	58%	10,848	42%	25,824	
	Sociology	8,688	96%	336	4%	9,024	
	Speech	16,848	69%	7,536	31%	24,384	
		Subtotal	102,304	61%	64,944	39%	167,248
	West						
	Art	13,440	55%	11,040	45%	24,480	
	Dance		0%	2,064	100%	2,064	
	English	67,648	93%	4,832	7%	72,480	
	Foreign Languages	1,200	100%		0%	1,200	
	Humanities	5,280	65%	2,784	35%	8,064	
	Music	6,480	75%	2,112	25%	8,592	
	Philosophy	6,864	61%	4,320	39%	11,184	
	Photography		0%	3,744	100%	3,744	
	Reading & Writing	6,384	33%	13,152	67%	19,536	
	Spanish	960	41%	1,360	59%	2,320	
		Subtotal	108,256	70%	45,408	30%	153,664
	Yates						
	Anatomy & Physiology	31,344	71%	13,008	29%	44,352	
	Astronomy	1,632	100%		0%	1,632	
	Biology	32,320	54%	27,568	46%	59,888	
	Chemistry	25,488	62%	15,392	38%	40,880	
	Environmental Science	9,744	67%	4,848	33%	14,592	
	Geology	11,376	68%	5,232	32%	16,608	
	Kinesiology	3,872	100%		0%	3,872	
	Nutrition	2,880	100%		0%	2,880	
Physics	7,872	51%	7,584	49%	15,456		
	Subtotal	126,528	63%	73,632	37%	200,160	

Contact Hours Taught by Division, Associate Dean, and Department by Faculty Employment Status
Face-to-Face Instruction
Collin College
Fall 2021

Division	Department	Full-Time Faculty		Part-Time Faculty		Total	
		Number	%	Number	%		
Face-to-Face Instruction Total		2,310,072	59%	1,599,104	41%	3,909,176	
Frisco Campus	Cooper						
	CA Art	1,440	100%		0%	1,440	
	CA Biology	1,248	12%	9,216	88%	10,464	
	CA Business		0%	288	100%	288	
	CA Economics	7,152	39%	11,136	61%	18,288	
	CA EDUC Learning Frameworks	4,752	100%		0%	4,752	
	CA English	43,168	58%	31,856	42%	75,024	
	CA History	11,856	39%	18,576	61%	30,432	
	CA Humanities		0%	2,400	100%	2,400	
	CA Mathematics	2,944	20%	11,600	80%	14,544	
	CA Political Science	8,592	37%	14,784	63%	23,376	
	CA Psychology	1,200	60%	816	40%	2,016	
	CA Sociology		0%	2,400	100%	2,400	
	CA Speech		0%	2,400	100%	2,400	
		Subtotal	82,352	44%	105,472	56%	187,824
		Division Total	419,440	59%	289,456	41%	708,896

Contact Hours Taught by Division, Associate Dean, and Department by Faculty Employment Status
Face-to-Face Instruction
Collin College
Fall 2021

Division	Department	Full-Time Faculty		Part-Time Faculty		Total
		Number	%	Number	%	
Face-to-Face Instruction Total		2,310,072	59%	1,599,104	41%	3,909,176
Frisco Campus	Newman					
	Computer Systems	27,600	60%	18,160	40%	45,760
	Networking	20,736	51%	20,080	49%	40,816
	Subtotal	48,336	56%	38,240	44%	86,576
	Thurman					
	Accounting	7,552	70%	3,200	30%	10,752
	Business	720	10%	6,768	90%	7,488
	Developmental Mathematics	9,696	27%	26,736	73%	36,432
	Economics	7,056	43%	9,312	57%	16,368
	Mathematics	68,448	71%	28,224	29%	96,672
	Subtotal	93,472	56%	74,240	44%	167,712
	Szlachtowski					
	Animation & Game Art	18,048	49%	19,104	51%	37,152
	Criminal Justice	9,792	61%	6,288	39%	16,080
	Culinary Arts	4,608	67%	2,288	33%	6,896
	Hospitality Management	1,776	49%	1,824	51%	3,600
	Legal Assistant	4,944	49%	5,184	51%	10,128
	Management	14,928	57%	11,232	43%	26,160
	Office Systems Technology	1,152	100%		0%	1,152
	Pastry	3,840	70%	1,680	30%	5,520
	Real Estate	1,584	55%	1,296	45%	2,880
	Sports & Recreation Mgt.	1,920	100%		0%	1,920
	Supply Chain Mgt.	144	100%		0%	144
	Video Production	4,224	24%	13,536	76%	17,760
	Subtotal	66,960	52%	62,432	48%	129,392
	Cybersecurity	22,640	57%	17,424	43%	40,064
	Subtotal	22,640	57%	17,424	43%	40,064
Division Total	231,408	55%	192,336	45%	423,744	
Frisco Campus Total	650,848	57%	481,792	43%	1,132,640	

Contact Hours Taught by Division, Associate Dean, and Department by Faculty Employment Status
Face-to-Face Instruction
Collin College
Fall 2021

Division	Department	Full-Time Faculty		Part-Time Faculty		Total	
		Number	%	Number	%		
Face-to-Face Instruction Total		2,310,072	59%	1,599,104	41%	3,909,176	
McKinney Campus	Belue						
	Anatomy & Physiology	20,176	53%	18,016	47%	38,192	
	Astronomy	864	100%		0%	864	
	Biology	34,368	62%	20,688	38%	55,056	
	Chemistry	16,304	98%	384	2%	16,688	
	Environmental Science	6,576	56%	5,232	44%	11,808	
	Geography		na		na	0	
	Geology		0%	3,840	100%	3,840	
	Kinesiology	4,144	88%	576	12%	4,720	
	Nutrition		0%	2,736	100%	2,736	
	Physics	3,072	48%	3,360	52%	6,432	
	Political Science	28,560	77%	8,496	23%	37,056	
		Subtotal	114,064	64%	63,328	36%	177,392
		Buggs					
		Anthropology		na		na	0
		Communications		na		na	0
		English	49,632	60%	33,456	40%	83,088
		Foreign Languages		na		na	0
		History	26,544	57%	20,208	43%	46,752
		Humanities	4,080	53%	3,648	47%	7,728
		Philosophy	3,408	53%	2,976	47%	6,384
		Reading & Writing	6,144	30%	14,496	70%	20,640
		Spanish		0%	1,760	100%	1,760
		Speech	12,864	67%	6,336	33%	19,200
		Subtotal	102,672	55%	82,880	45%	185,552
		Fair					
		Accounting		0%	4,800	100%	4,800
		Art	5,376	33%	10,704	67%	16,080
		Business		0%	3,600	100%	3,600
		Dance		0%	672	100%	672
		Developmental Mathematics	12,240	45%	15,120	55%	27,360
		Economics	5,520	70%	2,400	30%	7,920
		EDUC Learning Frameworks	3,408	29%	8,496	71%	11,904
		Education		0%	1,024	100%	1,024
		Mathematics	68,544	88%	9,536	12%	78,080
		Music	6,304	100%		0%	6,304
		Photography	1,056	31%	2,352	69%	3,408
		Psychology	15,456	86%	2,544	14%	18,000
		Sociology	3,024	71%	1,248	29%	4,272
		Social Work		0%	768	100%	768
		Subtotal	120,928	66%	63,264	34%	184,192
		Division Total	337,664	62%	209,472	38%	547,136

Contact Hours Taught by Division, Associate Dean, and Department by Faculty Employment Status
Face-to-Face Instruction
Collin College
Fall 2021

Division	Department	Full-Time Faculty		Part-Time Faculty		Total	
		Number	%	Number	%		
Face-to-Face Instruction Total		2,310,072	59%	1,599,104	41%	3,909,176	
McKinney Campus	Activity Care		na		na	0	
	Dental Hygiene	8,544	71%	3,504	29%	12,048	
	Diagnostic Med. Sonography	1,344	27%	3,584	73%	4,928	
	EMS	9,888	100%		0%	9,888	
	Fire Science	5,952	26%	16,512	74%	22,464	
	Health Information Mgt.		0%	1,728	100%	1,728	
	Health Professions	20,768	33%	41,536	67%	62,304	
	Medical Asst. Adv. Practice	10,160	100%		0%	10,160	
	Pharmacy Tech.	1,152	72%	448	28%	1,600	
	Physical Therapy Assistant	720	12%	5,200	88%	5,920	
	Polysomnographic Tech.	3,120	78%	864	22%	3,984	
	Respiratory Care	8,000	50%	8,144	50%	16,144	
	Surgical Assistant	1,056	25%	3,168	75%	4,224	
	Surgical Technology	7,920	98%	176	2%	8,096	
	Division Total	78,624	48%	84,864	52%	163,488	
	Nursing	ADN	100,160	100%		0%	100,160
		RN to BSN	1,280	77%	384	23%	1,664
Vocational Nursing		9,648	72%	3,792	28%	13,440	
Division Total		111,088	96%	4,176	4%	115,264	
McKinney Campus Total		527,376	64%	298,512	36%	825,888	

Contact Hours Taught by Division, Associate Dean, and Department by Faculty Employment Status
 Face-to-Face Instruction
 Collin College
 Fall 2021

Division	Department	Full-Time Faculty		Part-Time Faculty		Total
		Number	%	Number	%	
Face-to-Face Instruction Total		2,310,072	59%	1,599,104	41%	3,909,176
Fine Arts & Education	Tercero					
	Commercial Music	11,776	59%	8,352	41%	20,128
	Dance	6,672	93%	480	7%	7,152
	Music	13,880	54%	11,768	46%	25,648
	Theater	15,232	74%	5,328	26%	20,560
	Subtotal	47,560	65%	25,928	35%	73,488
	Bohanna					
	Art	31,104	66%	16,128	34%	47,232
	Communication Design	24,048	43%	32,448	57%	56,496
	Early Childhood Educ.	2,432	39%	3,824	61%	6,256
	EDUC Learning Frameworks	5,376	29%	12,960	71%	18,336
	Education	1,536	36%	2,688	64%	4,224
	Photography	13,536	47%	15,024	53%	28,560
	Subtotal	78,032	48%	83,072	52%	161,104
Division Total	125,592	54%	109,000	46%	234,592	
Piano Campus	Hughes					
	Accounting	14,528	86%	2,304	14%	16,832
	Banking	3,312	100%		0%	3,312
	Business	9,600	74%	3,456	26%	13,056
	Communications	2,112	77%	624	23%	2,736
	Economics	15,984	95%	816	5%	16,800
	Human Resources Mgt.	2,160	100%		0%	2,160
	Humanities	8,784	73%	3,216	27%	12,000
	Insurance Mgt.		na		na	0
	Speech	7,104	22%	24,960	78%	32,064
	Subtotal	63,584	64%	35,376	36%	98,960
	Fischer					
	American Sign Lang./IPPD	6,528	56%	5,232	44%	11,760
	Asian Languages		0%	8,176	100%	8,176
	Developmental Mathematics	15,504	33%	31,776	67%	47,280
	ESL	2,432	26%	6,976	74%	9,408
	Foreign Languages	2,000	81%	480	19%	2,480
	Marketing	4,752	61%	3,072	39%	7,824
	Spanish	5,920	81%	1,360	19%	7,280
	Subtotal	37,136	39%	57,072	61%	94,208
Andrews						
English	91,152	90%	10,368	10%	101,520	
Philosophy	11,760	74%	4,224	26%	15,984	
Reading & Writing	24,672	58%	17,760	42%	42,432	
Subtotal	127,584	80%	32,352	20%	159,936	
Division Total	228,304	65%	124,800	35%	353,104	

Contact Hours Taught by Division, Associate Dean, and Department by Faculty Employment Status
 Face-to-Face Instruction
 Collin College
 Fall 2021

Division	Department	Full-Time Faculty		Part-Time Faculty		Total
		Number	%	Number	%	
Face-to-Face Instruction Total		2,310,072	59%	1,599,104	41%	3,909,176
Plano Campus	Weatherford					
	Astronomy	4,608	67%	2,304	33%	6,912
	Environmental Science	13,152	60%	8,736	40%	21,888
	Geology	12,864	60%	8,736	40%	21,600
	Mathematics	87,216	74%	30,944	26%	118,160
	Physics	8,832	51%	8,640	49%	17,472
	Subtotal	126,672	68%	59,360	32%	186,032
	Ramsey					
	Anatomy & Physiology	36,336	87%	5,440	13%	41,776
	Anthropology	2,688	100%		0%	2,688
	Biology	35,536	53%	31,536	47%	67,072
	Chemistry	24,448	63%	14,304	37%	38,752
	Kinesiology	7,088	74%	2,544	26%	9,632
	Nutrition		0%	3,696	100%	3,696
	Sociology	3,696	56%	2,880	44%	6,576
	Subtotal	109,792	65%	60,400	35%	170,192
	O'Quin					
	EDUC Learning Frameworks		na		na	0
	History	49,152	82%	10,944	18%	60,096
	Political Science	32,208	67%	16,224	33%	48,432
	Psychology	19,536	60%	13,200	40%	32,736
	Subtotal	100,896	71%	40,368	29%	141,264
	Venuto					
	CA Art		na		na	0
	CA Biology	6,336	100%		0%	6,336
	CA Economics	8,304	50%	8,256	50%	16,560
	CA EDUC Learning Frameworks		na		na	0
	CA English	44,992	88%	6,160	12%	51,152
	CA History	6,576	43%	8,688	57%	15,264
	CA Mathematics	15,264	65%	8,256	35%	23,520
	CA Political Science	5,952	54%	5,136	46%	11,088
	CA Psychology	432	100%		0%	432
CA Spanish		0%	1,520	100%	1,520	
CA Speech		na		na	0	
Subtotal	87,856	70%	38,016	30%	125,872	
Division Total	425,216	68%	198,144	32%	623,360	
Plano Campus Total		779,112	64%	431,944	36%	1,211,056

Contact Hours Taught by Division, Associate Dean, and Department by Faculty Employment Status
 Face-to-Face Instruction
 Collin College
 Fall 2021

Division	Department	Full-Time Faculty		Part-Time Faculty		Total
		Number	%	Number	%	
Face-to-Face Instruction Total		2,310,072	59%	1,599,104	41%	3,909,176
Wylie Campus	Mulcahy					
	Accounting		0%	2,112	100%	2,112
	Anatomy & Physiology	3,808	23%	12,432	77%	16,240
	Art	624	7%	7,728	93%	8,352
	Biology	9,616	46%	11,184	54%	20,800
	Business		0%	1,872	100%	1,872
	Chemistry	6,592	67%	3,264	33%	9,856
	Developmental Mathematics	2,688	23%	9,024	77%	11,712
	Economics	13,248	75%	4,512	25%	17,760
	EDUC Learning Frameworks	2,304	35%	4,320	65%	6,624
	Education	1,856	100%		0%	1,856
	English	32,864	39%	52,288	61%	85,152
	Environmental Science		0%	7,968	100%	7,968
	Geology		0%	4,128	100%	4,128
	History	13,920	36%	24,624	64%	38,544
	Humanities	4,608	74%	1,632	26%	6,240
	Kinesiology		0%	1,536	100%	1,536
	Mathematics	28,016	52%	26,080	48%	54,096
	Music	1,568	25%	4,824	75%	6,392
	Nutrition		0%	816	100%	816
	Philosophy		0%	3,504	100%	3,504
	Photography		0%	576	100%	576
	Physics	1,824	100%		0%	1,824
	Political Science	8,448	39%	13,056	61%	21,504
	Psychology	2,544	34%	4,992	66%	7,536
	Reading & Writing	6,576	93%	480	7%	7,056
	Sociology	2,352	77%	720	23%	3,072
Spanish		0%	1,360	100%	1,360	
Speech	4,128	47%	4,704	53%	8,832	
	Division Total	147,584	41%	209,736	59%	357,320
Wrkfrc Educ	Agriculture	3,072	76%	960	24%	4,032
	Veterinary Tech.	4,272	69%	1,936	31%	6,208
	Division Total	7,344	72%	2,896	28%	10,240
Wylie Campus Total		154,928	42%	212,632	58%	367,560

**Contact Hours Taught by Division, Associate Dean, and Department by Faculty Employment Status
Monday through Thursday Evenings
Collin College
Fall 2021**

Division	Department	Full-Time Faculty		Part-Time Faculty		Total	
		Number	%	Number	%		
Monday through Thursday Evenings Total		175,792	34%	341,616	66%	517,408	
Allen Technical Campus	Walker						
	Art		na		na	0	
	Astronomy		na		na	0	
	Biology		na		na	0	
	Business		na		na	0	
	Developmental Mathematics		na		na	0	
	Economics		na		na	0	
	EDUC Learning Frameworks		na		na	0	
	English		na		na	0	
	Environmental Science		0%	1,152	100%	1,152	
	History	384	100%	0%		384	
	Humanities		na		na	0	
	Mathematics		na		na	0	
	Philosophy		na		na	0	
	Photography		na		na	0	
	Physics		0%	1,152	100%	1,152	
	Political Science		na		na	0	
	Psychology		na		na	0	
	Reading & Writing		na		na	0	
	Speech		na		na	0	
	Division Total	384	14%	2,304	86%	2,688	
	Allen Technical Campus	Workforce Education					
		Automotive Tech.	864	10%	7,440	90%	8,304
		Biomedical Equip. Tech.		na		na	0
		CADD	2,560	100%	0%		2,560
		Carpentry	576	100%	0%		576
		Collision Technology		0%	768	100%	768
		Construction Mgt.	5,488	41%	7,808	59%	13,296
		Electrician	3,200	100%	0%		3,200
Electronics		3,920	73%	1,440	27%	5,360	
Engineering			na		na	0	
Facilities Management			na		na	0	
HVAC		5,200	42%	7,120	58%	12,320	
Industrial Automation			na		na	0	
Interior Design		2,240	43%	3,008	57%	5,248	
Plumbing		4,032	100%	0%		4,032	
Safety			na		na	0	
Welding		4,112	47%	4,608	53%	8,720	
Division Total	32,192	50%	32,192	50%	64,384		
Allen Technical Campus Total		32,576	49%	34,496	51%	67,072	

**Contact Hours Taught by Division, Associate Dean, and Department by Faculty Employment Status
Monday through Thursday Evenings
Collin College
Fall 2021**

Division	Department	Full-Time Faculty		Part-Time Faculty		Total
		Number	%	Number	%	
Monday through Thursday Evenings Total		175,792	34%	341,616	66%	517,408
Celina Campus	Forrester		na		na	0
	Accounting		na		na	0
	Anatomy & Physiology		0%	784	100%	784
	Art		na		na	0
	Biology		na		na	0
	Business		na		na	0
	Chemistry		na		na	0
	Developmental Mathematics		0%	256	100%	256
	Economics		na		na	0
	EDUC Learning Frameworks		na		na	0
	English		na		na	0
	Environmental Science		0%	896	100%	896
	Geology		na		na	0
	History	432	100%		0%	432
	Humanities		na		na	0
	Mathematics		na		na	0
	Music		na		na	0
	Philosophy		na		na	0
	Political Science		na		na	0
	Psychology		na		na	0
Reading & Writing		na		na	0	
Sociology		na		na	0	
Speech		na		na	0	
	Division Total	432	18%	1,936	82%	2,368
Celina Campus Total		432	18%	1,936	82%	2,368
Farmersville Campus	Powell		na		na	0
	Art		na		na	0
	Biology		na		na	0
	Business		na		na	0
	Economics		na		na	0
	EDUC Learning Frameworks		na		na	0
	English	1,088	100%		0%	1,088
	History		0%	432	100%	432
	Mathematics		0%	1,472	100%	1,472
	Music		na		na	0
	Philosophy		na		na	0
	Political Science		na		na	0
	Psychology		na		na	0
	Reading & Writing		na		na	0
	Speech		na		na	0
	Division Total	1,088	36%	1,904	64%	2,992
Farmersville Campus Total		1,088	36%	1,904	64%	2,992

**Contact Hours Taught by Division, Associate Dean, and Department by Faculty Employment Status
Monday through Thursday Evenings
Collin College
Fall 2021**

Division	Department	Full-Time Faculty		Part-Time Faculty		Total	
		Number	%	Number	%		
Monday through Thursday Evenings Total		175,792	34%	341,616	66%	517,408	
Frisco Campus	Academic Affairs						
	Martin						
	Anthropology		na		na	0	
	Communications		na		na	0	
	EDUC Learning Frameworks		na	1,632	na	1,632	
	Education		na		na		
	Geography		na		na	0	
	History	672	100%		0%	672	
	Political Science	720	100%		0%	720	
	Psychology	864	50%	864	50%	1,728	
	Sociology	720	100%		0%	720	
	Speech	1,104	50%	1,104	50%	2,208	
		Subtotal	4,080	53%	3,600	47%	7,680
		West					
	Art		0%	3,456	100%	3,456	
	Dance		na		na	0	
	English	4,352	83%	864	17%	5,216	
	Foreign Languages		na		na	0	
	Humanities		0%	1,440	100%	1,440	
	Music		0%	816	100%	816	
	Philosophy		na		na	0	
	Photography		na		na	0	
	Reading & Writing		0%	4,416	100%	4,416	
		Subtotal	4,352	28%	10,992	72%	15,344
		Yates					
	Anatomy & Physiology	3,904	42%	5,312	58%	9,216	
	Astronomy		na		na	0	
	Biology	2,320	24%	7,504	76%	9,824	
	Chemistry	3,184	31%	6,992	69%	10,176	
	Environmental Science		na		na	0	
	Geology		0%	2,160	100%	2,160	
	Kinesiology		na		na	0	
	Nutrition		na		na	0	
Physics	1,104	16%	5,664	84%	6,768		
	Subtotal	10,512	28%	27,632	72%	38,144	
Division Total		18,944	31%	42,224	69%	61,168	

**Contact Hours Taught by Division, Associate Dean, and Department by Faculty Employment Status
Monday through Thursday Evenings
Collin College
Fall 2021**

Division	Department	Full-Time Faculty		Part-Time Faculty		Total	
		Number	%	Number	%		
Monday through Thursday Evenings Total		175,792	34%	341,616	66%	517,408	
Frisco Campus	Newman						
	Computer Systems	3,328	30%	7,904	70%	11,232	
	Networking	9,600	53%	8,496	47%	18,096	
	Subtotal	12,928	44%	16,400	56%	29,328	
	Thurman						
	Accounting		na		na	0	
	Business		na		na	0	
	Developmental Mathematics		0%	5,616	100%	5,616	
	Economics		0%	2,112	100%	2,112	
	Mathematics	7,136	41%	10,384	59%	17,520	
	Subtotal	7,136	28%	18,112	72%	25,248	
	Szlachtowski						
	Animation & Game Art	2,688	18%	12,192	82%	14,880	
	Criminal Justice		0%	1,248	100%	1,248	
	Culinary Arts	2,320	100%		0%	2,320	
	Hospitality Management		0%	816	100%	816	
	Legal Assistant	1,584	23%	5,184	77%	6,768	
	Management	3,744	44%	4,752	56%	8,496	
	Office Systems Technology		na		na	0	
	Pastry		0%	880	100%	880	
	Real Estate		0%	1,296	100%	1,296	
	Sports & Recreation Mgt.		na		na	0	
	Supply Chain Mgt.		na		na	0	
	Video Production		0%	8,352	100%	8,352	
	Subtotal	10,336	23%	34,720	77%	45,056	
	Cybersecurity	14,960	56%	11,856	44%	26,816	
	Subtotal	14,960	56%	11,856	44%	26,816	
	Division Total	45,360	36%	81,088	64%	126,448	
	Frisco Campus Total		64,304	34%	123,312	66%	187,616

**Contact Hours Taught by Division, Associate Dean, and Department by Faculty Employment Status
Monday through Thursday Evenings
Collin College
Fall 2021**

Division	Department	Full-Time Faculty		Part-Time Faculty		Total	
		Number	%	Number	%		
Monday through Thursday Evenings Total		175,792	34%	341,616	66%	517,408	
McKinney Campus	Belue						
	Anatomy & Physiology	960	16%	4,912	84%	5,872	
	Astronomy	864	100%		0%	864	
	Biology		0%	10,464	100%	10,464	
	Chemistry		na		na	0	
	Environmental Science	1,008	100%		0%	1,008	
	Geography		na		na	0	
	Geology		na		na	0	
	Kinesiology		na		na	0	
	Nutrition		0%	720	100%	720	
	Physics		na		na	0	
	Political Science	2,304	86%	384	14%	2,688	
		Subtotal	5,136	24%	16,480	76%	21,616
		Buggs					
		Anthropology		na		na	0
		Communications		na		na	0
		English	3,776	51%	3,648	49%	7,424
		Foreign Languages		na		na	0
		History		0%	3,840	100%	3,840
		Humanities		na		na	0
		Philosophy		0%	528	100%	528
		Reading & Writing	1,008	19%	4,320	81%	5,328
		Speech		0%	1,632	100%	1,632
		Subtotal	4,784	26%	13,968	74%	18,752
		Fair					
		Accounting		0%	768	100%	768
		Art		0%	1,056	100%	1,056
		Business		na		na	0
		Dance		na		na	0
		Developmental Mathematics		0%	4,896	100%	4,896
		Economics	432	100%		0%	432
		EDUC Learning Frameworks		0%	2,208	100%	2,208
		Education		0%	1,024	100%	1,024
		Mathematics	4,256	59%	3,008	41%	7,264
	Music	1,200	100%		0%	1,200	
	Photography		na		na	0	
	Psychology	1,680	66%	864	34%	2,544	
	Sociology		na		na	0	
	Social Work		0%	768	100%	768	
	Subtotal	7,568	34%	14,592	66%	22,160	
	Division Total	17,488	28%	45,040	72%	62,528	

**Contact Hours Taught by Division, Associate Dean, and Department by Faculty Employment Status
Monday through Thursday Evenings
Collin College
Fall 2021**

Division	Department	Full-Time Faculty		Part-Time Faculty		Total	
		Number	%	Number	%		
Monday through Thursday Evenings Total		175,792	34%	341,616	66%	517,408	
McKinney Campus	Health Sciences & Emergency Services	Activity Care	na	na	na	0	
		Dental Hygiene	na	na	na	0	
		Diagnostic Med. Sonography	na	na	na	0	
		EMS	na	na	na	0	
		Fire Science	0%	4,992	100%	4,992	
		Health Information Mgt.	na	na	na	0	
		Health Professions	1,360	56%	1,056	44%	2,416
		Medical Asst. Adv. Practice	na	na	na	0	
		Physical Therapy Assistant	na	na	na	0	
		Polysomnographic Tech.	na	na	na	0	
		Respiratory Care	0%	1,104	100%	1,104	
		Surgical Assistant	na	na	na	0	
		Surgical Technology	na	na	na	0	
		Division Total	1,360	16%	7,152	84%	8,512
McKinney Campus Total		18,848	27%	52,192	73%	71,040	

**Contact Hours Taught by Division, Associate Dean, and Department by Faculty Employment Status
Monday through Thursday Evenings
Collin College
Fall 2021**

Division	Department	Full-Time Faculty		Part-Time Faculty		Total
		Number	%	Number	%	
Monday through Thursday Evenings Total		175,792	34%	341,616	66%	517,408
Fine Arts & Education	Tercero					
	Commercial Music	3,488	48%	3,808	52%	7,296
	Dance		na		na	0
	Music		0%	2,048	100%	2,048
	Theater	1,920	100%		0%	1,920
	Subtotal	5,408	48%	5,856	52%	11,264
	Bohanna					
	Art	1,440	25%	4,224	75%	5,664
	Communication Design	5,136	24%	16,416	76%	21,552
	Early Childhood Education		0%	640	100%	640
	EDUC Learning Frameworks		na		na	0
	Education		0%	1,536	100%	1,536
	Photography	5,184	59%	3,648	41%	8,832
	Subtotal	11,760	31%	26,464	69%	38,224
	Division Total	17,168	35%	32,320	65%	49,488
Plano Campus	Hughes					
	Accounting		na		na	0
	Banking		na		na	0
	Business	576	29%	1,440	71%	2,016
	Communications	768	55%	624	45%	1,392
	Economics		na		na	0
	Human Resources Mgt.	1,200	100%		0%	1,200
	Humanities	624	31%	1,392	69%	2,016
	Insurance Mgt.		na		na	0
	Speech		0%	5,280	100%	5,280
	Subtotal	3,168	27%	8,736	73%	11,904
	Fischer					
	American Sign Lang./IPPD	640	17%	3,072	83%	3,712
	Asian Languages		0%	3,440	100%	3,440
	Developmental Mathematics	672	8%	7,536	92%	8,208
	ESL		0%	1,088	100%	1,088
	Foreign Languages		na		na	0
	Marketing	1,536	42%	2,160	58%	3,696
	Spanish		0%	1,360	100%	1,360
	Subtotal	2,848	13%	18,656	87%	21,504
Andrews						
English	1,408	26%	4,032	74%	5,440	
Philosophy		0%	1,680	100%	1,680	
Reading & Writing		0%	3,648	100%	3,648	
Subtotal	1,408	13%	9,360	87%	10,768	
Division Total	7,424	17%	36,752	83%	44,176	

**Contact Hours Taught by Division, Associate Dean, and Department by Faculty Employment Status
Monday through Thursday Evenings
Collin College
Fall 2021**

Division	Department	Full-Time Faculty		Part-Time Faculty		Total	
		Number	%	Number	%		
Monday through Thursday Evenings Total		175,792	34%	341,616	66%	517,408	
Plano Campus	Mathematics & Sciences						
	Weatherford						
		Environmental Science	1,152	32%	2,448	68%	3,600
		Geology	2,064	47%	2,304	53%	4,368
		Mathematics	9,248	75%	3,024	25%	12,272
		Physics	3,024	53%	2,736	48%	5,760
		Subtotal	15,488	60%	10,512	40%	26,000
		Ramsey					
		Anatomy & Physiology	3,072	67%	1,536	33%	4,608
		Anthropology		na		na	0
		Biology	1,392	16%	7,248	84%	8,640
		Chemistry	2,976	78%	864	23%	3,840
		Kinesiology		na		na	0
		Nutrition		na		na	0
		Sociology		0%	336	100%	336
		Subtotal	7,440	43%	9,984	57%	17,424
		O'Quin					
		EDUC Learning Frameworks		0%	4,512	100%	4,512
		History	2,256	39%	3,600	61%	5,856
		Political Science		0%	2,832	100%	2,832
		Psychology	432	100%		0%	432
		Subtotal	2,688	20%	10,944	80%	13,632
		Division Total	25,616	45%	31,440	55%	57,056
Plano Campus Total		50,208	33%	100,512	67%	150,720	

**Contact Hours Taught by Division, Associate Dean, and Department by Faculty Employment Status
Monday through Thursday Evenings
Collin College
Fall 2021**

Division	Department	Full-Time Faculty		Part-Time Faculty		Total	
		Number	%	Number	%		
Monday through Thursday Evenings Total		175,792	34%	341,616	66%	517,408	
Wylie Campus	Mulcahy						
	Accounting		na		na	0	
	Anatomy & Physiology		0%	2,464	100%	2,464	
	Art		0%	1,728	100%	1,728	
	Biology	864	25%	2,592	75%	3,456	
	Business		na		na	0	
	Chemistry	768	57%	576	43%	1,344	
	Developmental Mathematics		0%	2,592	100%	2,592	
	Economics		na		na	0	
	EDUC Learning Frameworks		0%	1,104	100%	1,104	
	Education		na		na	0	
	English	2,048	46%	2,432	54%	4,480	
	Environmental Science		na		na	0	
	Geology		na		na	0	
	History	576	27%	1,584	73%	2,160	
	Humanities		0%	960	100%	960	
	Kinesiology		na		na	0	
	Mathematics		0%	3,056	100%	3,056	
	Music		0%	1,440	100%	1,440	
	Philosophy		0%	720	100%	720	
	Photography		0%	576	100%	576	
	Physics		na		na	0	
	Political Science	576	29%	1,392	71%	1,968	
	Psychology		0%	1,872	100%	1,872	
	Reading & Writing	912	100%		0%	912	
	Sociology		na		na	0	
	Spanish		0%	640	100%	640	
	Speech		0%	1,056	100%	1,056	
	Division Total	5,744	18%	26,784	82%	32,528	
	Wrkfr Educ	Agriculture	1,872	80%	480	20%	2,352
		Veterinary Tech.	720	100%		0%	720
		Division Total	2,592	84%	480	16%	3,072
Wylie Campus Total		8,336	23%	27,264	77%	35,600	

**Contact Hours Taught by Division, Associate Dean, and Department by Faculty Employment Status
Weekends (Friday 5:00 p.m. through Sunday)
Collin College
Fall 2021**

Division	Department	Full-Time Faculty		Part-Time Faculty		Total	
		Number	%	Number	%		
Weekends Total		13,936	16%	74,560	84%	88,496	
Allen Technical Campus	Workforce Education	Automotive Tech.		na	na	0	
		Biomedical Equip. Tech.		na	na	0	
		CADD		na	na	0	
		Carpentry		na	na	0	
		Collision Technology		na	na	0	
		Construction Mgt.		na	na	0	
		Electrician		na	na	0	
		Electronics		na	na	0	
		Engineering		na	na	0	
		Facilities Management		na	na	0	
		HVAC		na	na	0	
		Industrial Automation		na	na	0	
		Interior Design		na	na	0	
		Plumbing		na	na	0	
		Safety		na	na	0	
		Welding		3,264	100%	0%	3,264
		Division Total		3,264	100%	0	0%
Allen Technical Campus Total		3,264	100%	0	0%	3,264	

**Contact Hours Taught by Division, Associate Dean, and Department by Faculty Employment Status
Weekends (Friday 5:00 p.m. through Sunday)
Collin College
Fall 2021**

Division	Department	Full-Time Faculty		Part-Time Faculty		Total		
		Number	%	Number	%			
Weekends Total		13,936	16%	74,560	84%	88,496		
Frisco Campus	Academic Affairs	Martin						
		Anthropology		na	na	0		
		Communications		na	na	0		
		EDUC Learning Frameworks		na	na	0		
		Education		na	na			
		Geography		na	na	0		
		History		0%	1,248	100%	1,248	
		Political Science		0%	912	100%	912	
		Psychology		na	na	0		
		Sociology		0%	288	100%	288	
		Speech		na	na	0		
			Subtotal	0	0%	2,448	100%	2,448
			West					
		Art		0%	528	100%	528	
		Dance		na	na	0		
		English		na	na	0		
		Foreign Languages		na	na	0		
		Humanities		na	na	0		
		Music		na	na	0		
		Philosophy		na	na	0		
		Photography		na	na	0		
		Reading & Writing		na	na	0		
			Subtotal	0	0%	528	100%	528
			Yates					
		Anatomy & Physiology		0%	2,576	100%	2,576	
		Astronomy		na	na	0		
		Biology		0%	1,152	100%	1,152	
		Chemistry		0%	1,904	100%	1,904	
		Environmental Science		0%	768	100%	768	
		Geology		na	na	0		
		Kinesiology		na	na	0		
		Nutrition		na	na	0		
		Physics		na	na	0		
			Subtotal	0	0%	6,400	100%	6,400
		Division Total		0	0%	9,376	100%	9,376

**Contact Hours Taught by Division, Associate Dean, and Department by Faculty Employment Status
Weekends (Friday 5:00 p.m. through Sunday)
Collin College
Fall 2021**

Division	Department	Full-Time Faculty		Part-Time Faculty		Total
		Number	%	Number	%	
Weekends Total		13,936	16%	74,560	84%	88,496
Frisco Campus	Newman					
	Computer Systems		na		na	0
	Networking	2,960	26%	8,304	74%	11,264
	Subtotal	2,960	26%	8,304	74%	11,264
	Thurman					
	Accounting		na		na	0
	Business		na		na	0
	Developmental Mathematics		0%	1,920	100%	1,920
	Economics		na		na	0
	Mathematics		0%	1,408	100%	1,408
	Subtotal	0	0%	3,328	100%	3,328
	Szlachtowski					
	Animation & Game Art		na	1,536	na	1,536
	Criminal Justice		na		na	0
	Culinary Arts		na		na	0
	Hospitality Management		na		na	0
	Legal Assistant		na		na	0
	Management		na		na	0
	Office Systems Technology		na		na	0
	Pastry		na		na	0
	Real Estate		na		na	0
	Sports & Recreation Mgt.		na		na	0
	Supply Chain Mgt.		na		na	0
	Video Production		0%	2,016	100%	2,016
	Subtotal	0	0%	3,552	100%	3,552
	Cybersecurity	2,672	37%	4,528	63%	7,200
	Subtotal	2,672	37%	4,528	63%	7,200
Division Total	5,632	22%	19,712	78%	25,344	
Frisco Campus Total	5,632	16%	29,088	84%	34,720	

**Contact Hours Taught by Division, Associate Dean, and Department by Faculty Employment Status
Weekends (Friday 5:00 p.m. through Sunday)
Collin College
Fall 2021**

Division	Department	Full-Time Faculty		Part-Time Faculty		Total	
		Number	%	Number	%		
Weekends Total		13,936	16%	74,560	84%	88,496	
iCollin Campus	Nugent						
	Accounting		na		na	0	
	Agriculture		na		na	0	
	Anthropology		na		na	0	
	Art		na		na	0	
	Biology		na		na	0	
	Business		na		na	0	
	Chemistry		na		na	0	
	Computer Systems		na		na	0	
	Criminal Justice		na		na	0	
	Dance		na		na	0	
	Economics		na		na	0	
	EDUC Learning Frameworks		na		na	0	
	Education		na		na	0	
	Engineering		na		na	0	
	English		0%		816	100%	816
	Environmental Science		na		na	0	
	Foreign Languages		na		na	0	
	Geography		na		na	0	
	Geology		na		na	0	
	History		na		na	0	
	Humanities		na		na	0	
	Kinesiology		na		na	0	
	Mathematics		na		na	0	
	Music		na		na	0	
	Philosophy		na		na	0	
	Physics		na		na	0	
	Political Science		na		na	0	
	Psychology		na		na	0	
	Sociology		na		na	0	
Social Work		na		na	0		
Speech		na		na	0		
Theater		na		na	0		
iCollin Campus Total		0	0%	816	100%	816	

**Contact Hours Taught by Division, Associate Dean, and Department by Faculty Employment Status
Weekends (Friday 5:00 p.m. through Sunday)
Collin College
Fall 2021**

Division	Department	Full-Time Faculty		Part-Time Faculty		Total		
		Number	%	Number	%			
Weekends Total		13,936	16%	74,560	84%	88,496		
McKinney Campus	Academic Affairs	Belue						
		Anatomy & Physiology		0%	3,920	100%	3,920	
		Astronomy		na		na	0	
		Biology	2,576	75%	864	25%	3,440	
		Chemistry		na		na	0	
		Environmental Science		na		na	0	
		Geography		na		na	0	
		Geology		na		na	0	
		Kinesiology		0%	576	100%	576	
		Nutrition		na		na	0	
		Physics		na		na	0	
		Political Science		na		na	0	
			Subtotal	2,576	32%	5,360	68%	7,936
			Fair					
			Accounting		na		na	0
			Art		0%	576	100%	576
			Business		na		na	0
			Dance		na		na	0
			Developmental Mathematics		na		na	0
			Economics		na		na	0
			EDUC Learning Frameworks		0%	1,152	100%	1,152
			Education		na		na	0
			Mathematics		0%	1,280	100%	1,280
			Music		na		na	0
			Photography		na		na	0
			Psychology		na		na	0
			Sociology		na		na	0
			Social Work		na		na	0
			Subtotal	0	0%	3,008	100%	3,008
			Division Total	2,576	24%	8,368	76%	10,944

**Contact Hours Taught by Division, Associate Dean, and Department by Faculty Employment Status
Weekends (Friday 5:00 p.m. through Sunday)
Collin College
Fall 2021**

Division	Department	Full-Time Faculty		Part-Time Faculty		Total		
		Number	%	Number	%			
Weekends Total		13,936	16%	74,560	84%	88,496		
McKinney Campus	Health Sciences & Emergency Services	Activity Care	na	na	na	0		
		Dental Hygiene	na	na	na	0		
		Diagnostic Med. Sonography	na	na	na	0		
		EMS	na	na	na	0		
		Fire Science	0%	2,304	100%	2,304		
		Health Information Mgt.	na	na	na	0		
		Health Professions	na	na	na	0		
		Medical Asst. Adv. Practice	na	na	na	0		
		Physical Therapy Assistant	na	na	na	0		
		Polysomnographic Tech.	na	na	na	0		
		Respiratory Care	na	na	na	0		
		Surgical Assistant	na	na	na	0		
		Surgical Technology	na	na	na	0		
		Division Total		0	0%	2,304	100%	2,304
		McKinney Campus Total		2,576	19%	10,672	81%	13,248

**Contact Hours Taught by Division, Associate Dean, and Department by Faculty Employment Status
Weekends (Friday 5:00 p.m. through Sunday)
Collin College
Fall 2021**

Division	Department	Full-Time Faculty		Part-Time Faculty		Total
		Number	%	Number	%	
Weekends Total		13,936	16%	74,560	84%	88,496
Bohanna						
Fine Arts & Education	Art		0%	1,152	100%	1,152
	Child Development		na		na	0
	Communication Design		0%	2,496	100%	2,496
	EDUC Learning Frameworks		na	1,296	100%	1,296
	Education		0%	1,104	100%	1,104
	Photography		na		na	0
	Subtotal	0	0%	6,048	100%	6,048
	Division Total	0	0%	6,048	100%	6,048
Hughes						
Piano Campus	Accounting		0%	896	100%	896
	Banking		na		na	0
	Business		na		na	0
	Economics		na		na	0
	Human Resources Mgt.		na		na	0
	Humanities		0%	576	100%	576
	Insurance Mgt.		na		na	0
	Speech		na		na	0
	Subtotal	0	0%	1,472	100%	1,472
	Fischer					
Humanities & Business	American Sign Lang./IPPD		0%	720	100%	720
	Asian Languages		na		na	0
	Developmental Mathematics		0%	2,256	100%	2,256
	ESL		na		na	0
	Foreign Languages		na		na	0
	Marketing		na		na	0
	Spanish		na		na	0
	Subtotal	0	0%	2,976	100%	2,976
Andrews						
	English		0%	2,560	100%	2,560
	Philosophy		0%	1,104	100%	1,104
	Reading & Writing		0%	1,440	100%	1,440
	Subtotal	0	0%	5,104	100%	5,104
Division Total	0	0%	9,552	100%	9,552	

**Contact Hours Taught by Division, Associate Dean, and Department by Faculty Employment Status
Weekends (Friday 5:00 p.m. through Sunday)
Collin College
Fall 2021**

Division	Department	Full-Time Faculty		Part-Time Faculty		Total	
		Number	%	Number	%		
Weekends Total		13,936	16%	74,560	84%	88,496	
Plano Campus	Mathematics & Sciences						
	Weatherford						
		Environmental Science		na	na	0	
		Geology		na	na	0	
		Mathematics		0%	1,872	100%	1,872
		Physics		na	na	0	
		Subtotal	0	0%	1,872	100%	1,872
		Ramsey					
		Anatomy & Physiology	2,464	100%		0%	2,464
		Anthropology		na		na	0
		Biology		0%	3,408	100%	3,408
		Chemistry		0%	2,864	100%	2,864
		Kinesiology		na		na	0
		Nutrition		na		na	0
		Sociology		na		na	0
		Subtotal	2,464	28%	6,272	72%	8,736
		O'Quin					
		EDUC Learning Frameworks		na		na	0
		History		na		na	0
		Political Science		0%	528	100%	528
		Psychology		na		na	0
		Subtotal	0	0%	528	100%	528
		Division Total	2,464	22%	8,672	78%	11,136
	Plano Campus Total		2,464	9%	24,272	91%	26,736

**Contact Hours Taught by Division, Associate Dean, and Department by Faculty Employment Status
Weekends (Friday 5:00 p.m. through Sunday)
Collin College
Fall 2021**

Division	Department	Full-Time Faculty		Part-Time Faculty		Total	
		Number	%	Number	%		
Weekends Total		13,936	16%	74,560	84%	88,496	
Wylie Campus	Mulcahy						
	Accounting		na		na	0	
	Anatomy & Physiology		0%	2,240	100%	2,240	
	Art		na		na	0	
	Biology		0%	1,536	100%	1,536	
	Business		na		na	0	
	Chemistry		na		na	0	
	Developmental Mathematics		na		na	0	
	Economics		na		na	0	
	EDUC Learning Frameworks		0%	1,152	100%	1,152	
	Education		na		na	0	
	English		0%	1,856	100%	1,856	
	Environmental Science		na		na	0	
	Geology		na		na	0	
	History		na		na	0	
	Humanities		na		na	0	
	Kinesiology		na		na	0	
	Mathematics		0%	1,536	100%	1,536	
	Music		na		na	0	
	Philosophy		na		na	0	
	Physics		na		na	0	
	Political Science		na		na	0	
	Psychology		na		na	0	
	Reading & Writing		0%	480	100%	480	
	Sociology		na		na	0	
	Speech		0%	432	100%	432	
	Division Total		0	0%	9,232	100%	9,232
	Wrkfrc Educ	Agriculture		0%	480	100%	480
Veterinary Tech.			na		na	0	
Division Total			0	0%	480	100%	480
Wylie Campus Total		0	0%	9,712	100%	9,712	

Contact Hours Taught by Division, Associate Dean, and Department by Faculty Employment Status
Weekdays
Collin College
Fall 2021

Division	Department	Full-Time Faculty		Part-Time Faculty		Total	
		Number	%	Number	%		
Weekdays Total		2,066,696	65%	1,126,176	35%	3,192,872	
Allen Technical Campus	Walker						
	Art		na		na	0	
	Astronomy		na		na	0	
	Biology	576	50%	576	50%	1,152	
	Business	336	100%		0%	336	
	Developmental Mathematics		na		na	0	
	Economics	2,016	38%	3,360	63%	5,376	
	EDUC Learning Frameworks	768	100%		0%	768	
	English	27,536	79%	7,248	21%	34,784	
	Environmental Science		0%	1,344	100%	1,344	
	History	8,736	71%	3,600	29%	12,336	
	Humanities		na		na	0	
	Mathematics	4,864	58%	3,456	42%	8,320	
	Philosophy		na		na	0	
	Photography		na		na	0	
	Physics		na		na	0	
	Political Science	5,088	54%	4,272	46%	9,360	
	Psychology		na		na	0	
	Reading & Writing		na		na	0	
	Speech	624	100%		0%	624	
	Division Total	50,544	68%	23,856	32%	74,400	
	Workforce Education	Automotive Tech.	9,792	56%	7,664	44%	17,456
		Biomedical Equip. Tech.	800	100%		0%	800
		CADD	3584	84%	704	16%	4,288
Carpentry			na		na	0	
Collision Technology		1,824	100%		0%	1,824	
Construction Mgt.		7,968	81%	1,920	19%	9,888	
Electrician			na		na	0	
Electronics		4,976	45%	6,144	55%	11,120	
Engineering		4,736	58%	3,392	42%	8,128	
Facilities Management			na		na	0	
HVAC		4,400	55%	3,648	45%	8,048	
Industrial Automation			na		na	0	
Interior Design			na		na	0	
Plumbing			na		na	0	
Safety			na		na	0	
Welding		15,360	91%	1,440	9%	16,800	
Division Total		53,440	68%	24,912	32%	78,352	
Allen Technical Campus Total		103,984	68%	48,768	32%	152,752	

Contact Hours Taught by Division, Associate Dean, and Department by Faculty Employment Status
Weekdays
Collin College
Fall 2021

Division	Department	Full-Time Faculty		Part-Time Faculty		Total
		Number	%	Number	%	
Weekdays Total		2,066,696	65%	1,126,176	35%	3,192,872
Celina Campus	Forrester					
	Accounting		na		na	0
	Anatomy & Physiology	1,232	100%		0%	1,232
	Art		0%	720	100%	720
	Biology		0%	1,152	100%	1,152
	Business		0%	432	100%	432
	Chemistry		0%	752	100%	752
	Developmental Mathematics		0%	3,456	100%	3,456
	Economics		0%	480	100%	480
	EDUC Learning Frameworks	672	48%	720	52%	1,392
	English	10,816	31%	24,192	69%	35,008
	Environmental Science		0%	672	100%	672
	Geology		0%	384	100%	384
	History	5,808	40%	8,640	60%	14,448
	Humanities		na		na	0
	Mathematics	5,760	45%	7,104	55%	12,864
	Music		na		na	0
	Philosophy		0%	432	100%	432
	Political Science	8,016	56%	6,336	44%	14,352
	Psychology		0%	480	100%	480
	Reading & Writing	2,832	51%	2,736	49%	5,568
	Sociology		na		na	0
	Speech		0%	960	100%	960
	Division Total		35,136	37%	59,648	63%
Celina Campus Total		35,136	37%	59,648	63%	94,784

Contact Hours Taught by Division, Associate Dean, and Department by Faculty Employment Status
Weekdays
Collin College
Fall 2021

Division	Department	Full-Time Faculty		Part-Time Faculty		Total
		Number	%	Number	%	
Weekdays Total		2,066,696	65%	1,126,176	35%	3,192,872
Farmersville Campus	Powell					
	Anatomy & Physiology	672	20%	2,688	80%	3,360
	Art		0%	960	100%	960
	Biology	1,152	39%	1,824	61%	2,976
	Business		na		na	0
	Developmental Mathematics	1,824	43%	2,448	57%	4,272
	Economics	960	27%	2,544	73%	3,504
	EDUC Learning Frameworks	1,152	29%	2,832	71%	3,984
	English	5,216	57%	3,904	43%	9,120
	Environmental Science		0%	672	100%	672
	History	3,552	69%	1,584	31%	5,136
	Humanities		0%	768	100%	768
	Mathematics	2,816	80%	704	20%	3,520
	Music		0%	960	100%	960
	Philosophy		na		na	0
	Political Science	2,832	100%		0%	2,832
	Psychology	816	100%		0%	816
	Reading & Writing		0%	4,416	100%	4,416
	Speech		0%	528	100%	528
	Division Total		20,992	44%	26,832	56%
Farmersville Campus Total		20,992	44%	26,832	56%	47,824

Contact Hours Taught by Division, Associate Dean, and Department by Faculty Employment Status
Weekdays
Collin College
Fall 2021

Division	Department	Full-Time Faculty		Part-Time Faculty		Total		
		Number	%	Number	%			
Weekdays Total		2,066,696	65%	1,126,176	35%	3,192,872		
Frisco Campus	Academic Affairs	Martin						
		Anthropology		0%	768	100%	768	
		Communications		na		na	0	
		EDUC Learning Frameworks	4,320	30%	10,320	70%	14,640	
		Education	1,664	na		na		
		Geography		0%	432	100%	432	
		History	28,800	59%	19,824	41%	48,624	
		Political Science	25,056	69%	11,088	31%	36,144	
		Psychology	14,112	59%	9,984	41%	24,096	
		Sociology	7,968	99%	48	1%	8,016	
		Speech	15,744	71%	6,432	29%	22,176	
			Subtotal	97,664	62%	58,896	38%	156,560
			West					
		Art	13,440	66%	7,056	34%	20,496	
		Dance		0%	2,064	100%	2,064	
		English	63,296	94%	3,968	6%	67,264	
		Foreign Languages	1,200	100%		0%	1,200	
		Humanities	5,280	80%	1,344	20%	6,624	
		Music	6,480	83%	1,296	17%	7,776	
		Philosophy	6,864	61%	4,320	39%	11,184	
		Photography		0%	3,744	100%	3,744	
		Reading & Writing	6,384	42%	8,736	58%	15,120	
		Spanish	960	41%	1,360	59%	2,320	
			Subtotal	103,904	75%	33,888	25%	137,792
			Yates					
		Anatomy & Physiology	27,440	84%	5,120	16%	32,560	
		Astronomy	1,632	100%		0%	1,632	
		Biology	30,000	61%	18,912	39%	48,912	
		Chemistry	22,304	77%	6,496	23%	28,800	
		Environmental Science	9,744	70%	4,080	30%	13,824	
		Geology	11,376	79%	3,072	21%	14,448	
		Kinesiology	3,872	100%		0%	3,872	
		Nutrition	2,880	100%		0%	2,880	
Physics	6,768	78%	1,920	22%	8,688			
	Subtotal	116,016	75%	39,600	25%	155,616		

Contact Hours Taught by Division, Associate Dean, and Department by Faculty Employment Status
Weekdays
Collin College
Fall 2021

Division	Department	Full-Time Faculty		Part-Time Faculty		Total	
		Number	%	Number	%		
Weekdays Total		2,066,696	65%	1,126,176	35%	3,192,872	
Frisco Campus	Cooper						
	CA Art	1,440	100%		0%	1,440	
	CA Biology	1,248	12%	9,216	88%	10,464	
	CA Business		0%	288	100%	288	
	CA Economics	7,152	39%	11,136	61%	18,288	
	CA EDUC Learning Frameworks	4,752	100%		0%	4,752	
	CA English	43,168	58%	31,856	42%	75,024	
	CA History	11,856	39%	18,576	61%	30,432	
	CA Humanities		0%	2,400	100%	2,400	
	CA Mathematics	2,944	20%	11,600	80%	14,544	
	CA Political Science	8,592	37%	14,784	63%	23,376	
	CA Psychology	1,200	60%	816	40%	2,016	
	CA Sociology		0%	2,400	100%	2,400	
	CA Speech		0%	2,400	100%	2,400	
		Subtotal	82,352	44%	105,472	56%	187,824
		Division Total	399,936	63%	237,856	37%	637,792

Contact Hours Taught by Division, Associate Dean, and Department by Faculty Employment Status
Weekdays
Collin College
Fall 2021

Division	Department	Full-Time Faculty		Part-Time Faculty		Total	
		Number	%	Number	%		
Weekdays Total		2,066,696	65%	1,126,176	35%	3,192,872	
Frisco Campus	Newman						
	Computer Systems	23,936	69%	10,960	31%	34,896	
	Networking	7,840	71%	3,280	29%	11,120	
	Subtotal	31,776	69%	14,240	31%	46,016	
	Thurman						
	Accounting	7,552	70%	3,200	30%	10,752	
	Business	720	10%	6,768	90%	7,488	
	Developmental Mathematics	9,696	42%	13,440	58%	23,136	
	Economics	7,056	49%	7,200	51%	14,256	
	Mathematics	61,312	79%	16,432	21%	77,744	
	Subtotal	86,336	65%	47,040	35%	133,376	
	Szlachtowski						
	Animation & Game Art	15,360	74%	5,376	26%	20,736	
	Criminal Justice	9,792	66%	5,040	34%	14,832	
	Culinary Arts	1,952	60%	1,280	40%	3,232	
	Hospitality Management	432	100%		0%	432	
	Legal Assistant	3,024	100%		0%	3,024	
	Management	11,184	63%	6,480	37%	17,664	
	Office Systems Technology	1,152	100%		0%	1,152	
	Pastry	2,160	73%	800	27%	2,960	
	Real Estate	1,584	100%		0%	1,584	
	Sports & Recreation Mgt.	1,920	100%		0%	1,920	
	Supply Chain Mgt.		#DIV/0!		#DIV/0!	0	
	Video Production	4,224	57%	3,168	43%	7,392	
	Subtotal	52,784	70%	22,144	30%	74,928	
	Cybersecurity	5,008	83%	1,040	17%	6,048	
	Subtotal	5,008	83%	1,040	17%	6,048	
	Division Total	175,904	68%	84,464	32%	260,368	
	Frisco Campus Total		575,840	64%	322,320	36%	898,160

Contact Hours Taught by Division, Associate Dean, and Department by Faculty Employment Status
Weekdays
Collin College
Fall 2021

Division	Department	Full-Time Faculty		Part-Time Faculty		Total
		Number	%	Number	%	
Weekdays Total		2,066,696	65%	1,126,176	35%	3,192,872
iCollin Campus	Nugent					
	Accounting		na		na	0
	Agriculture		na		na	0
	Anthropology		na		na	0
	Art		na		na	0
	Biology		na		na	0
	Business		na		na	0
	Chemistry		na		na	0
	Computer Systems		na		na	0
	Criminal Justice		na		na	0
	Dance		na		na	0
	Economics		na		na	0
	EDUC Learning Frameworks		na		na	0
	Education		na		na	0
	Engineering		na		na	0
	English		1,536	100%	0%	1,536
	Environmental Science		na		na	0
	Foreign Languages		na		na	0
	Geography		na		na	0
	Geology		na		na	0
	History		na		na	0
	Humanities		na		na	0
	Kinesiology		na		na	0
	Mathematics		na		na	0
	Music		na		na	0
	Philosophy		na		na	0
	Physics		na		na	0
	Political Science		na		na	0
	Psychology		na		na	0
	Sociology		na		na	0
Social Work		na		na	0	
Speech		na		na	0	
Theater		na		na	0	
iCollin Campus Total		1,536	100%	0	0%	1,536

Contact Hours Taught by Division, Associate Dean, and Department by Faculty Employment Status
Weekdays
Collin College
Fall 2021

Division	Department	Full-Time Faculty		Part-Time Faculty		Total		
		Number	%	Number	%			
Weekdays Total		2,066,696	65%	1,126,176	35%	3,192,872		
McKinney Campus	Academic Affairs	Belue						
		Anatomy & Physiology	19,216	68%	9,184	32%	28,400	
		Astronomy		na		na	0	
		Biology	34,368	79%	9,360	21%	43,728	
		Chemistry	13,728	97%	384	3%	14,112	
		Environmental Science	5,568	52%	5,232	48%	10,800	
		Geography		na		na	0	
		Geology		0%	3,840	100%	3,840	
		Kinesiology	4,144	100%		0%	4,144	
		Nutrition		0%	2,016	100%	2,016	
		Physics	3,072	48%	3,360	52%	6,432	
		Political Science	26,256	76%	8,112	24%	34,368	
			Subtotal	106,352	72%	41,488	28%	147,840
			Buggs					
			Anthropology		na		na	0
			Communications		na		na	0
			English	45,856	61%	29,808	39%	75,664
			Foreign Languages		na		na	0
			History	26,544	62%	16,368	38%	42,912
			Humanities	4,080	53%	3,648	47%	7,728
			Philosophy	3,408	58%	2,448	42%	5,856
			Reading & Writing	5,136	34%	10,176	66%	15,312
			Spanish		0%	1,760	100%	1,760
			Speech	12,864	73%	4,704	27%	17,568
			Subtotal	97,888	59%	68,912	41%	166,800
			Fair					
			Accounting		0%	4,032	100%	4,032
			Art	5,376	37%	9,072	63%	14,448
			Business		0%	3,600	100%	3,600
			Dance		0%	672	100%	672
			Developmental Mathematics	12,240	54%	10,224	46%	22,464
			Economics	5,088	68%	2,400	32%	7,488
			EDUC Learning Frameworks	3,408	40%	5,136	60%	8,544
			Education		na		na	0
			Mathematics	64,288	92%	5,248	8%	69,536
			Music	5,088	100%		0%	5,088
			Photography	1,056	31%	2,352	69%	3,408
			Psychology	13,776	89%	1,680	11%	15,456
			Sociology	3,024	71%	1,248	29%	4,272
			Social Work		na		na	0
			Subtotal	113,344	71%	45,664	29%	159,008
			Division Total	317,584	67%	156,064	33%	473,648

Contact Hours Taught by Division, Associate Dean, and Department by Faculty Employment Status
Weekdays
Collin College
Fall 2021

Division	Department	Full-Time Faculty		Part-Time Faculty		Total		
		Number	%	Number	%			
Weekdays Total		2,066,696	65%	1,126,176	35%	3,192,872		
McKinney Campus	Health Sciences & Emergency Services	Activity Care		na	na	0		
		Dental Hygiene	2,944	50%	2,992	50%	5,936	
		Diagnostic Med. Sonography	1,344	43%	1,792	57%	3,136	
		EMS		na		na	0	
		Fire Science	5,952	39%	9,216	61%	15,168	
		Health Information Mgt.		na		na	0	
		Health Professions	4,688	82%	1,008	18%	5,696	
		Medical Asst. Adv. Practice	10,992	100%		0%	10,992	
		Pharmacy Tech.	1,152	72%	448	28%	1,600	
		Physical Therapy Assistant	720	24%	2,288	76%	3,008	
		Polysomnographic Tech.	528	38%	864	62%	1,392	
		Respiratory Care	8,000	53%	7,040	47%	15,040	
		Surgical Assistant	1,056	100%		0%	1,056	
		Surgical Technology	7,920	98%	176	2%	8,096	
		Division Total	45,296	64%	25,824	36%	71,120	
		McKinney Campus	Nursing	ADN	95,264	100%		95,264
				RN to BSN	768	67%	384	33%
Vocational Nursing	9,008			70%	3,792	30%	12,800	
Division Total	105,040			96%	4,176	4%	109,216	
McKinney Campus Total		467,920	72%	186,064	28%	653,984		

Contact Hours Taught by Division, Associate Dean, and Department by Faculty Employment Status
 Weekdays
 Collin College
 Fall 2021

Division	Department	Full-Time Faculty		Part-Time Faculty		Total
		Number	%	Number	%	
Weekdays Total		2,066,696	65%	1,126,176	35%	3,192,872
Fine Arts & Education	Tercero					
	Commercial Music	8,160	65%	4,384	35%	12,544
	Dance	6,672	93%	480	7%	7,152
	Music	13,768	59%	9,648	41%	23,416
	Theater	11,632	69%	5,328	31%	16,960
	Subtotal	40,232	67%	19,840	33%	60,072
	Bohanna					
	Art	29,664	73%	10,752	27%	40,416
	Communication Design	18,912	58%	13,536	42%	32,448
	Early Childhood Educ.	2,432	43%	3,184	57%	5,616
	EDUC Learning Frameworks	5,376	32%	11,664	68%	17,040
	Education	1,536	57%	1,152	43%	2,688
	Photography	6,912	40%	10,272	60%	17,184
	Subtotal	64,832	56%	50,560	44%	115,392
Division Total	105,064	60%	70,400	40%	175,464	
Piano Campus	Hughes					
	Accounting	14,528	91%	1,408	9%	15,936
	Banking	3,312	100%		0%	3,312
	Business	9,024	82%	2,016	18%	11,040
	Communications	1,344	100%		0%	1,344
	Economics	15,984	95%	816	5%	16,800
	Human Resources Mgt.	960	100%		0%	960
	Humanities	8,160	87%	1,248	13%	9,408
	Insurance Mgt.		#DIV/0!		#DIV/0!	0
	Speech	7,104	27%	19,680	73%	26,784
	Subtotal	60,416	71%	25,168	29%	85,584
	Fischer					
	American Sign Lang./IPPD	5,888	80%	1,440	20%	7,328
	Asian Languages		0%	4,736	100%	4,736
	Developmental Mathematics	14,832	40%	21,984	60%	36,816
	ESL	2,432	29%	5,888	71%	8,320
	Foreign Languages	2,000	81%	480	19%	2,480
	Marketing	3,024	77%	912	23%	3,936
	Spanish	5,920	100%		0%	5,920
	Subtotal	34,096	49%	35,440	51%	69,536
Andrews						
English	89,744	96%	3,776	4%	93,520	
Philosophy	11,760	89%	1,440	11%	13,200	
Reading & Writing	24,672	66%	12,672	34%	37,344	
Subtotal	126,176	88%	17,888	12%	144,064	
Division Total	220,688	74%	78,496	26%	299,184	

Contact Hours Taught by Division, Associate Dean, and Department by Faculty Employment Status
Weekdays
Collin College
Fall 2021

Division	Department	Full-Time Faculty		Part-Time Faculty		Total
		Number	%	Number	%	
Weekdays Total		2,066,696	65%	1,126,176	35%	3,192,872
Plano Campus	Mathematics & Sciences					
	Weatherford					
	Astronomy	4,608	67%	2,304	33%	6,912
	Environmental Science	12,000	66%	6,288	34%	18,288
	Geology	10,800	63%	6,432	37%	17,232
	Mathematics	77,968	75%	26,048	25%	104,016
	Physics	5,808	50%	5,904	50%	11,712
	Subtotal	111,184	70%	46,976	30%	158,160
	Ramsey					
	Anatomy & Physiology	30,800	89%	3,904	11%	34,704
	Anthropology	2,688	100%		0%	2,688
	Biology	34,144	62%	20,880	38%	55,024
	Chemistry	21,472	67%	10,576	33%	32,048
	Kinesiology	7,088	74%	2,544	26%	9,632
	Nutrition		0%	3,696	100%	3,696
	Sociology	3,696	59%	2,544	41%	6,240
	Subtotal	99,888	69%	44,144	31%	144,032
	O'Quin					
	EDUC Learning Frameworks		na		na	0
	History	46,896	88%	6,432	12%	53,328
	Political Science	32,208	73%	12,096	27%	44,304
	Psychology	19,104	65%	10,368	35%	29,472
	Subtotal	98,208	77%	28,896	23%	127,104
	Venuto					
	CA Art		na		na	0
	CA Biology	6,336	100%		0%	6,336
	CA Economics	8,304	50%	8,256	50%	16,560
	CA EDUC Learning Frameworks		na		na	0
	CA English	36,880	86%	6,160	14%	43,040
	CA History	6,576	43%	8,688	57%	15,264
CA Mathematics	15,264	65%	8,256	35%	23,520	
CA Political Science	5,952	54%	5,136	46%	11,088	
CA Psychology	432	100%		0%	432	
CA Spanish		0%	1,520	100%	1,520	
CA Speech		na		na	0	
Subtotal	79,744	68%	38,016	32%	117,760	
Division Total	389,024	71%	158,032	29%	547,056	
Plano Campus Total	714,776	70%	306,928	30%	1,021,704	

Contact Hours Taught by Division, Associate Dean, and Department by Faculty Employment Status
Weekdays
Collin College
Fall 2021

Division	Department	Full-Time Faculty		Part-Time Faculty		Total
		Number	%	Number	%	
Weekdays Total		2,066,696	65%	1,126,176	35%	3,192,872
Wylie Campus	Mulcahy					
	Accounting		0%	2,112	100%	2,112
	Anatomy & Physiology	3,808	33%	7,728	67%	11,536
	Art	624	9%	6,000	91%	6,624
	Biology	8,752	55%	7,056	45%	15,808
	Business		0%	1,872	100%	1,872
	Chemistry	5,824	68%	2,688	32%	8,512
	Developmental Mathematics	2,688	29%	6,432	71%	9,120
	Economics	13,248	75%	4,512	25%	17,760
	EDUC Learning Frameworks	2,304	53%	2,064	47%	4,368
	Education	1,856	100%		0%	1,856
	English	30,816	39%	48,000	61%	78,816
	Environmental Science		0%	7,968	100%	7,968
	Geology		0%	4,128	100%	4,128
	History	13,344	37%	23,040	63%	36,384
	Humanities	4,608	87%	672	13%	5,280
	Kinesiology		0%	1,536	100%	1,536
	Mathematics	28,016	57%	21,488	43%	49,504
	Music	1,488	31%	3,344	69%	4,832
	Nutrition		0%	816	100%	816
	Philosophy		0%	2,784	100%	2,784
	Physics	1,824	100%		0%	1,824
	Political Science	7,872	40%	11,664	60%	19,536
	Psychology	2,544	45%	3,120	55%	5,664
	Reading & Writing	5,664	100%		0%	5,664
	Sociology	2,352	77%	720	23%	3,072
	Spanish		0%	720	100%	720
Speech	4,128	56%	3,216	44%	7,344	
Division Total		141,760	45%	173,680	55%	315,440
Wrkfrc Educ	Agriculture	1,200	100%		0%	1,200
	Veterinary Tech.	3,552	65%	1,936	35%	5,488
	Division Total	4,752	71%	1,936	29%	6,688
Wylie Campus Total		146,512	45%	175,616	55%	322,128

**Contact Hours Taught by Division, Associate Dean, and Department by Faculty Employment Status
Class Sections with No Designated Meeting Time
Collin College
Fall 2021**

Division	Department	Full-Time Faculty		Part-Time Faculty		Total
		Number	%	Number	%	
No Meeting Times Total		1,091,088	75%	355,040	25%	1,446,128
Allen Technical Campus	Walker					
	Art		na		na	0
	Astronomy		0%	3,648	100%	3,648
	Biology		na		na	0
	Business		na		na	0
	Developmental Mathematics	1,392	100%		0%	1,392
	Economics		0%	864	100%	864
	EDUC Learning Frameworks		na		na	0
	English		na		na	0
	Environmental Science		na		na	0
	History		na		na	0
	Humanities		na		na	0
	Mathematics	1,856	100%		0%	1,856
	Philosophy		na		na	0
	Photography		na		na	0
	Physics		na		na	0
	Political Science		na		na	0
	Psychology		na		na	0
	Reading & Writing		na		na	0
	Speech	864	100%		0%	864
Division Total	4,112	48%	4,512	52%	8,624	
Allen Technical Campus	Workforce Education					
	Automotive Tech.		na		na	0
	Biomedical Equip. Tech.		na		na	0
	CADD		0%	2,496	100%	2,496
	Carpentry		na		na	0
	Collision Technology		na		na	0
	Construction Mgt.		0%	640	100%	640
	Electrician	912	100%		0%	912
	Electronics		na		na	0
	Engineering		na		na	0
	Facilities Management		na		na	0
	HVAC		na		na	0
	Industrial Automation		na		na	0
	Interior Design	4,112	100%		0%	4,112
	Plumbing		na		na	0
Safety		na		na	0	
Welding		na		na	0	
Division Total	5,024	62%	3,136	38%	8,160	
Allen Technical Campus Total		9,136	54%	7,648	46%	16,784

**Contact Hours Taught by Division, Associate Dean, and Department by Faculty Employment Status
Class Sections with No Designated Meeting Time
Collin College
Fall 2021**

Division	Department	Full-Time Faculty		Part-Time Faculty		Total
		Number	%	Number	%	
No Meeting Times Total		1,091,088	75%	355,040	25%	1,446,128
Farmersville Campus	Powell					
	Art	864	100%	0%		864
	Biology		na	na		0
	Business	768	100%	0%		768
	Economics		na	na		0
	EDUC Learning Frameworks	1,152	100%	0%		1,152
	English		na	na		0
	Environmental Science		0%	672	100%	672
	History		na	na		0
	Mathematics	1,024	100%	0%		1,024
	Music		na	na		0
	Philosophy		na	na		0
	Political Science		na	na		0
	Psychology		na	na		0
	Reading & Writing		na	na		0
	Speech		na	na		0
		Division Total	3,808	85%	672	15%
Farmersville Campus Total		3,808	85%	672	15%	4,480

**Contact Hours Taught by Division, Associate Dean, and Department by Faculty Employment Status
Class Sections with No Designated Meeting Time
Collin College
Fall 2021**

Division	Department	Full-Time Faculty		Part-Time Faculty		Total	
		Number	%	Number	%		
No Meeting Times Total		1,091,088	75%	355,040	25%	1,446,128	
Frisco Campus	Academic Affairs	Martin					
	Anthropology		na		na	0	
	Communications		na		na	0	
	EDUC Learning Frameworks		na		na	0	
	Education		na		na		
	Geography		na		na	0	
	History		na		na	0	
	Political Science	560	100%		0%	560	
	Psychology		na		na	0	
	Sociology		na		na	0	
	Speech		na		na	0	
		Subtotal	560	100%	0	0%	560
		West					
	Art			na		na	0
	Dance			na		na	0
	English	3,008	100%		0%	3,008	
	Foreign Languages			na		na	0
	Humanities			na		na	0
	Music			na		na	0
	Philosophy			na		na	0
	Photography			na		na	0
	Reading & Writing	9,072	82%	2,016	18%	11,088	
		Subtotal	12,080	86%	2,016	14%	14,096
		Forrester					
	CA Art			na		na	0
	CA Biology			na		na	0
	CA Business			na		na	0
	CA Economics			na		na	0
	CA EDUC Learning Frameworks			na		na	0
	CA English			na		na	0
	CA History			na		na	0
	CA Humanities			na		na	0
	CA Mathematics			na		na	0
CA Political Science			na		na	0	
CA Psychology			na		na	0	
CA Sociology		0%	1,200	100%	1,200		
CA Speech			na		na	0	
	Subtotal	0	0%	1,200	100%	1,200	
Division Total		12,640	80%	3,216	20%	15,856	

**Contact Hours Taught by Division, Associate Dean, and Department by Faculty Employment Status
Class Sections with No Designated Meeting Time
Collin College
Fall 2021**

Division	Department	Full-Time Faculty		Part-Time Faculty		Total
		Number	%	Number	%	
No Meeting Times Total		1,091,088	75%	355,040	25%	1,446,128
Frisco Campus	Newman					
	Computer Systems	31,488	70%	13,696	30%	45,184
	Networking	16,112	72%	6,112	28%	22,224
	Subtotal	47,600	71%	19,808	29%	67,408
	Thurman					
	Accounting		na		na	0
	Business		na		na	0
	Developmental Mathematics	10,992	66%	5,760	34%	16,752
	Economics		na		na	0
	Mathematics	4,960	100%		0%	4,960
	Subtotal	15,952	73%	5,760	27%	21,712
	Szlachtowski					
	Animation & Game Art		0%	8,544	100%	8,544
	Criminal Justice		na		na	0
	Culinary Arts	336	8%	3,744	92%	4,080
	Hospitality Management	8,256	80%	2,064	20%	10,320
	Legal Assistant	9,408	69%	4,320	31%	13,728
	Management	13,104	63%	7,584	37%	20,688
	Office Systems Technology	6,256	57%	4,800	43%	11,056
	Pastry	1,680	100%		0%	1,680
	Real Estate	4,368	100%		0%	4,368
	Sports & Recreation Mgt.	912	100%		0%	912
	Supply Chain Mgt.	1,344	100%		0%	1,344
	Video Production	4,608	100%		0%	4,608
	Subtotal	50,272	62%	31,056	38%	81,328
	Cybersecurity	3,376	32%	7,264	68%	10,640
	Subtotal	3,376	32%	7,264	68%	10,640
	Division Total	117,200	65%	63,888	35%	181,088
Frisco Campus Total		129,840	66%	67,104	34%	196,944

**Contact Hours Taught by Division, Associate Dean, and Department by Faculty Employment Status
Class Sections with No Designated Meeting Time
Collin College
Fall 2021**

Division	Department	Full-Time Faculty		Part-Time Faculty		Total
		Number	%	Number	%	
No Meeting Times Total		1,091,088	75%	355,040	25%	1,446,128
iCollin Campus	Nugent					
	Accounting	17,664	60%	11,904	40%	29,568
	Agriculture		na		na	0
	Anatomy & Physiology	14,784	100%		0%	14,784
	Anthropology	4,704	67%	2,304	33%	7,008
	Art	23,040	77%	6,912	23%	29,952
	Astronomy	8,928	79%	2,304	21%	11,232
	Biology	36,816	97%	1,152	3%	37,968
	Business	19,632	85%	3,408	15%	23,040
	Chemistry		na		na	0
	Communications	3,504	100%		0%	3,504
	Computer Systems	23,520	60%	15,584	40%	39,104
	Criminal Justice	14,448	100%		0%	14,448
	Dance	3,360	74%	1,152	26%	4,512
	Early Childhood Educ.	4,976	81%	1,152	19%	6,128
	Economics	33,888	83%	6,960	17%	40,848
	EDUC Learning Frameworks	11,808	63%	6,992	37%	18,800
	Education	3,520	69%	1,600	31%	5,120
	Engineering	1,472	100%		0%	1,472
	English	99,216	98%	1,600	2%	100,816
	Environmental Science	10,416	69%	4,656	31%	15,072
	Foreign Languages	5,440	75%	1,840	25%	7,280
	Geography		0%	2,352	100%	2,352
	Geology	5,712	36%	10,128	64%	15,840
	History	79,056	91%	7,872	9%	86,928
	Humanities	15,072	73%	5,568	27%	20,640
	Kinesiology	19,792	88%	2,688	12%	22,480
	Mathematics	100,736	87%	15,024	13%	115,760
	Music	7,968	78%	2,256	22%	10,224
	Nutrition	9,312	100%		0%	9,312
	Philosophy	12,864	64%	7,104	36%	19,968
	Photography	1,152	56%	912	44%	2,064
	Physics	18,384	62%	11,376	38%	29,760
	Political Science	72,528	94%	4,464	6%	76,992
Psychology	32,208	94%	2,208	6%	34,416	
Sociology	17,040	83%	3,552	17%	20,592	
Social Work		0%	1,152	100%	1,152	
Spanish	14,192	58%	10,256	42%	24,448	
Speech	36,144	80%	9,120	20%	45,264	
Sports & Recreation Mgt.	2,400	100%		0%	2,400	
Theater	10,624	100%		0%	10,624	
iCollin Campus Total		796,320	83%	165,552	17%	961,872

**Contact Hours Taught by Division, Associate Dean, and Department by Faculty Employment Status
Class Sections with No Designated Meeting Time
Collin College
Fall 2021**

Division	Department	Full-Time Faculty		Part-Time Faculty		Total	
		Number	%	Number	%		
No Meeting Times Total		1,091,088	75%	355,040	25%	1,446,128	
McKinney Campus	Belue						
	Anatomy & Physiology		na		na	0	
	Astronomy	864	100%		0%	864	
	Biology		na		na	0	
	Chemistry		na		na	0	
	Environmental Science		na		na	0	
	Geography	3,216	67%	1,584	33%	4,800	
	Geology		na		na	0	
	Kinesiology		na		na	0	
	Nutrition		na		na	0	
	Physics		na		na	0	
	Political Science	1,392	50%	1,392	50%	2,784	
		Subtotal	5,472	65%	2,976	35%	8,448
		Buggs					
		Anthropology		na		na	0
		Communications		na		na	0
		English	4,032	100%		0%	4,032
		Foreign Languages		na		na	0
		History	1,056	100%		0%	1,056
		Humanities		na		na	0
		Philosophy		na		na	0
		Reading & Writing	2,016	30%	4,608	70%	6,624
		Speech	768	100%		0%	768
		Subtotal	7,872	63%	4,608	37%	12,480
		Fair					
		Accounting		na		na	0
		Art		na		na	0
		Business		na		na	0
		Dance		na		na	0
		Developmental Mathematics	3,888	69%	1,728	31%	5,616
		Economics	1,008	34%	1,920	66%	2,928
		EDUC Learning Frameworks		na		na	0
		Education		na		na	0
	Mathematics	2,880	100%		0%	2,880	
	Music	16	100%		0%	16	
	Photography		na		na	0	
	Psychology	1,200	100%		0%	1,200	
	Sociology		na		na	0	
	Social Work		na		na	0	
	Subtotal	8,992	71%	3,648	29%	12,640	
	Division Total	22,336	67%	11,232	33%	33,568	

**Contact Hours Taught by Division, Associate Dean, and Department by Faculty Employment Status
Class Sections with No Designated Meeting Time
Collin College
Fall 2021**

Division	Department	Full-Time Faculty		Part-Time Faculty		Total		
		Number	%	Number	%			
No Meeting Times Total		1,091,088	75%	355,040	25%	1,446,128		
McKinney Campus	Health Sciences & Emergency Services	Activity Care	na	na	na	0		
		Dental Hygiene	5,600	96%	256	4%	5,856	
		Diagnostic Med. Sonography		0%	3,328	100%	3,328	
		EMS	9,888	100%		0%	9,888	
		Fire Science	1,536	58%	1,120	42%	2,656	
		Health Information Mgt.	10,592	29%	25,616	71%	36,208	
		Health Professions	20,704	32%	44,944	68%	65,648	
		Medical Asst. Adv. Practice		0%	1,776	100%	1,776	
		Physical Therapy Assistant		0%	2,912	100%	2,912	
		Polysomnographic Tech.	3,360	73%	1,248	27%	4,608	
		Respiratory Care	384	51%	368	49%	752	
		Surgical Assistant	352	10%	3,168	90%	3,520	
		Surgical Technology	3,456	100%		0%	3,456	
		Division Total	55,872	40%	84,736	60%	140,608	
		McKinney Campus	Nursing	ADN	8,656	100%		8,656
				RN to BSN	512	100%		512
				Vocational Nursing	640	na		na
Division Total	9,808			100%	0	0%	9,808	
McKinney Campus Total		88,016	48%	95,968	52%	183,984		

**Contact Hours Taught by Division, Associate Dean, and Department by Faculty Employment Status
Class Sections with No Designated Meeting Time
Collin College
Fall 2021**

Division	Department	Full-Time Faculty		Part-Time Faculty		Total
		Number	%	Number	%	
No Meeting Times Total		1,091,088	75%	355,040	25%	1,446,128
Fine Arts & Education	Tercero					
	Commercial Music	2,048	93%	160	7%	2,208
	Dance		na		na	0
	Music	112	61%	72	39%	184
	Theater		na		na	0
	Subtotal	2,160	90%	232	10%	2,392
	Bohanna					
	Art		na		na	0
	Communication Design	3,264	39%	5,184	61%	8,448
	Early Childhood Educ.	4,032	74%	1,408	26%	5,440
	EDUC Learning Frameworks		na		na	0
	Education		na		na	0
	Photography	1,440	100%		0%	1,440
	Subtotal	8,736	57%	6,592	43%	15,328
	Division Total	10,896	61%	6,824	39%	17,720
Piano Campus	Hughes					
	Accounting		na		na	0
	Banking	3,600	100%		0%	3,600
	Business		na		na	0
	Economics		na		na	0
	Human Resources Mgt.		0%	1,200	100%	1,200
	Humanities		na		na	0
	Insurance Mgt.		na		na	0
	Speech		na		na	0
	Subtotal	3,600	75%	1,200	25%	4,800
	Fischer					
	American Sign Lang./IPPD	1,392	58%	1,008	42%	2,400
	Asian Languages		na		na	0
	Developmental Mathematics	18,288	89%	2,304	11%	20,592
	ESL		na		na	0
	Foreign Languages		na		na	0
	Marketing	6,000	74%	2,112	26%	8,112
	Spanish		na		na	0
	Subtotal	25,680	83%	5,424	17%	31,104
	Andrews					
English	1,600	100%		0%	1,600	
Philosophy		na		na	0	
Reading & Writing	10,512	83%	2,208	17%	12,720	
Subtotal	12,112	85%	2,208	15%	14,320	
Division Total	41,392	82%	8,832	18%	50,224	

**Contact Hours Taught by Division, Associate Dean, and Department by Faculty Employment Status
Class Sections with No Designated Meeting Time
Collin College
Fall 2021**

Division	Department	Full-Time Faculty		Part-Time Faculty		Total	
		Number	%	Number	%		
No Meeting Times Total		1,091,088	75%	355,040	25%	1,446,128	
Plano Campus	Mathematics & Sciences						
	Weatherford						
		Environmental Science		na	na	0	
		Geology		na	na	0	
		Mathematics	8,336	100%	0%	8,336	
		Physics		na	na	0	
		Subtotal	8,336	100%	0	0%	8,336
		Ramsey					
		Anatomy & Physiology		na	na	0	
		Anthropology		na	na	0	
		Biology	192	100%	0%	192	
		Chemistry		na	na	0	
		Kinesiology		na	na	0	
		Nutrition		na	na	0	
		Sociology		0%	1,104	100%	1,104
		Subtotal	192	15%	1,104	85%	1,296
		O'Quin					
		EDUC Learning Frameworks		na	na	0	
		History		na	na	0	
		Political Science	1,200	100%	0%	1,200	
		Psychology		na	na	0	
		Subtotal	1,200	100%	0	0%	1,200
		Venuto					
		CA Art		na	na	0	
		CA Biology		na	na	0	
		CA Economics		na	na	0	
		CA EDUC Learning Frameworks		0%	1,296	100%	1,296
		CA English		na	na	0	
		CA History		na	na	0	
		CA Mathematics		na	na	0	
		CA Political Science		na	na	0	
		CA Psychology		na	na	0	
		CA Spanish		na	na	0	
		CA Speech		na	na	0	
		Subtotal	0	0%	1,296	100%	1,296
		Division Total	9,728	80%	2,400	20%	12,128
Plano Campus Total		62,016	77%	18,056	23%	80,072	

**Contact Hours Taught by Division, Associate Dean, and Department by Faculty Employment Status
Class Sections with No Designated Meeting Time
Collin College
Fall 2021**

Division	Department	Full-Time Faculty		Part-Time Faculty		Total	
		Number	%	Number	%		
No Meeting Times Total		1,091,088	75%	355,040	25%	1,446,128	
Wylie Campus	Mulcahy						
	Accounting		na		na	0	
	Art		na		na	0	
	Biology		na		na	0	
	Business		na		na	0	
	Chemistry		na		na	0	
	Developmental Mathematics		na		na	0	
	Economics		na		na	0	
	EDUC Learning Frameworks		na		na	0	
	Education		na		na	0	
	English		na		na	0	
	Environmental Science		na		na	0	
	Geology		na		na	0	
	History		na		na	0	
	Humanities		na		na	0	
	Kinesiology		na		na	0	
	Mathematics		na		na	0	
	Music		80	67%	40	33%	120
	Philosophy			na		na	0
	Physics			na		na	0
	Political Science		624	100%		0%	624
	Psychology			na		na	0
	Reading & Writing			na		na	0
	Sociology			na		na	0
	Speech			na		na	0
		Division Total	704	95%	40	5%	744
	Wrkfrc Educ	Agriculture	1,248	100%		0%	1,248
Veterinary Tech.			na		na	0	
Division Total		1,248	100%	0	0%	1,248	
Wylie Campus Total		1,952	98%	40	2%	1,992	

Overload Contact Hours Taught by FT Faculty by Campus, Division, Associate Dean & Department
District-Wide Totals
Collin College
Fall 2021

Division	Department	Full-Time Faculty Contact Hours	Overload % of Total Full-Time Contact Hours	Total Full-Time Faculty Contact Hours	
Institutional Total		586,656	17%	3,357,304	
Allen Technical Campus	Walker				
	Art		na	0	
	Astronomy		na	0	
	Biology		0%	576	
	Business		0%	336	
	Developmental Mathematics	672	48%	1,392	
	Economics	576	29%	2,016	
	EDUC Learning Frameworks		0%	768	
	English	2,688	10%	27,536	
	Environmental Science		na	0	
	History	384	4%	9,120	
	Humanities		na	0	
	Mathematics	1,600	24%	6,720	
	Philosophy		na	0	
	Photography		na	0	
	Physics		na	0	
	Political Science		0%	5,088	
	Psychology		na	0	
	Reading & Writing		na	0	
	Speech		0%	1,488	
	Division Total	5,920	11%	55,040	
	Workforce Education	Automotive Tech.		0%	10,656
		Biomedical Equip. Tech.		0%	800
		CADD		0%	6,144
		Carpentry		0%	576
		Collision Technology		0%	1,824
		Construction Mgt.		0%	13,456
Electrician			0%	4,112	
Electronics		640	7%	8,896	
Engineering			0%	4,736	
Facilities Management			na	0	
HVAC			0%	9,600	
Industrial Automation			na	0	
Interior Design		336	5%	6,352	
Plumbing			0%	4,032	
Safety			na	0	
Welding			0%	22,736	
Division Total		976	1%	93,920	
Allen Technical Campus Total		6,896	5%	148,960	

Overload Contact Hours Taught by FT Faculty by Campus, Division, Associate Dean & Department
District-Wide Totals
Collin College
Fall 2021

Division	Department	Full-Time Faculty Overload Contact Hours	Overload % of Total Full-Time Contact Hours	Total Full-Time Faculty Contact Hours
Institutional Total		586,656	17%	3,357,304
Celina Campus	Forrester			
	Accounting		na	0
	Anatomy & Physiology	704	57%	1,232
	Art		na	0
	Biology		na	0
	Business		na	0
	Chemistry		na	0
	Developmental Mathematics		na	0
	Economics		na	0
	EDUC Learning Frameworks		0%	672
	English		0%	10,816
	Environmental Science		na	0
	Geology		na	0
	History		0%	6,240
	Humanities		na	0
	Mathematics	2,432	42%	5,760
	Music		na	0
	Philosophy		na	0
	Political Science	1,248	16%	8,016
	Psychology		na	0
	Reading & Writing		0%	2,832
	Sociology		na	0
Speech		na	0	
	Division Total	4,384	12%	35,568
Celina Campus Total		4,384	12%	35,568

Overload Contact Hours Taught by FT Faculty by Campus, Division, Associate Dean & Department
District-Wide Totals
Collin College
Fall 2021

Division	Department	Full-Time Faculty Overload Contact Hours	Overload % of Total Full-Time Contact Hours	Total Full-Time Faculty Contact Hours
Institutional Total		586,656	17%	3,357,304
Farmersville Campus	Powell			
	Anatomy & Physiology		0%	672
	Art		0%	864
	Biology		0%	1,152
	Business		0%	768
	Developmental Mathematics		0%	1,824
	Economics		0%	960
	EDUC Learning Frameworks	2,304	100%	2,304
	English	1,088	17%	6,304
	Environmental Science		na	0
	History		0%	3,552
	Humanities		na	0
	Mathematics		0%	3,840
	Music		na	0
	Philosophy		na	0
	Political Science		0%	2,832
	Psychology	816	100%	816
	Reading & Writing		na	0
	Speech		na	0
		Division Total	4,208	16%
Farmersville Campus Total		4,208	16%	25,888

Overload Contact Hours Taught by FT Faculty by Campus, Division, Associate Dean & Department
District-Wide Totals
Collin College
Fall 2021

Division	Department	Full-Time Faculty Overload Contact Hours	Overload % of Total Full-Time Contact Hours	Total Full-Time Faculty Contact Hours	
Institutional Total		586,656	17%	3,357,304	
Frisco Campus	Academic Affairs				
	Martin				
	Anthropology		na	0	
	Communications		na	0	
	EDUC Learning Frameworks	1,488	34%	4,320	
	Education	448	27%	1,664	
	Geography		na	0	
	History		0%	29,472	
	Political Science	3,824	15%	26,336	
	Psychology		0%	14,976	
	Sociology	1,152	13%	8,688	
	Speech	1,584	9%	16,848	
		Subtotal	8,496	8%	102,304
	West				
	Art		0%	13,440	
	Dance		na	0	
	English	9,344	13%	70,656	
	Foreign Languages		0%	1,200	
	Humanities		0%	5,280	
	Music		0%	6,480	
	Philosophy		0%	6,864	
	Photography		na	0	
	Reading & Writing	4,368	28%	15,456	
	Spanish		0%	960	
		Subtotal	13,712	11%	120,336
	Yates				
	Anatomy & Physiology	6,528	21%	31,344	
	Astronomy		0%	1,632	
	Biology	3,520	11%	32,320	
	Chemistry	3,552	14%	25,488	
	Environmental Science	1,440	15%	9,744	
	Geology		0%	11,376	
	Kinesiology		0%	3,872	
Nutrition		0%	2,880		
Physics	2,064	26%	7,872		
	Subtotal	17,104	14%	126,528	

Overload Contact Hours Taught by FT Faculty by Campus, Division, Associate Dean & Department
District-Wide Totals
Collin College
Fall 2021

Division	Department	Full-Time Faculty Overload Contact Hours	Overload % of Total Full-Time Contact Hours	Total Full-Time Faculty Contact Hours
Institutional Total		586,656	17%	3,357,304
Frisco Campus	Cooper			
	CA Art		0%	1,440
	CA Biology	768	62%	1,248
	CA Business		na	0
	CA Economics		0%	7,152
	CA EDUC Learning Frameworks		0%	4,752
	CA English	7,968	18%	43,168
	CA History	1,584	13%	11,856
	CA Humanities		na	0
	CA Mathematics	1,024	35%	2,944
	CA Political Science	1,296	15%	8,592
	CA Psychology		0%	1,200
	CA Sociology		na	0
	CA Speech		na	0
		Subtotal	12,640	15%
	Division Total	51,952	12%	431,520

Overload Contact Hours Taught by FT Faculty by Campus, Division, Associate Dean & Department
District-Wide Totals
Collin College
Fall 2021

Division	Department	Full-Time Faculty Overload Contact Hours	Overload % of Total Full-Time Contact Hours	Total Full-Time Faculty Contact Hours
Institutional Total		586,656	17%	3,357,304
Frisco Campus	Newman			
	Computer Systems	6,320	11%	58,752
	Networking	4,336	12%	36,512
	Subtotal	10,656	11%	95,264
	Thurman			
	Accounting		0%	7,552
	Business		0%	720
	Developmental Mathematics	11,616	56%	20,688
	Economics		0%	7,056
	Mathematics	4,896	7%	73,408
	Subtotal	16,512	15%	109,424
	Szlachtowski			
	Animation & Game Art	4,128	23%	18,048
	Criminal Justice		0%	9,792
	Culinary Arts		0%	4,608
	Hospitality Management	1,344	15%	8,688
	Legal Assistant	3,504	25%	14,016
	Management	5,808	21%	28,032
	Office Systems Technology	816	11%	7,408
	Pastry		0%	3,840
	Real Estate		0%	5,952
	Sports & Recreation Mgt.	480	17%	2,832
	Supply Chain Mgt.	144	11%	1,344
	Video Production	3,840	43%	8,832
	Subtotal	20,064	18%	113,392
	Cybersecurity	7,120	27%	26,016
	Subtotal	7,120	27%	26,016
	Division Total	54,352	16%	344,096
Frisco Campus Total		106,304	14%	775,616

Overload Contact Hours Taught by FT Faculty by Campus, Division, Associate Dean & Department
District-Wide Totals
Collin College
Fall 2021

Division	Department	Full-Time Faculty Overload Contact Hours	Overload % of Total Full-Time Contact Hours	Total Full-Time Faculty Contact Hours
Institutional Total		586,656	17%	3,357,304
iCollin Campus	Academic Affairs			
	Nugent			
	Accounting	6,272	36%	17,664
	Agriculture		na	0
	Anatomy & Physiology	2,752	19%	14,784
	Anthropology	2,352	50%	4,704
	Art	11,328	49%	23,040
	Astronomy	2,256	25%	8,928
	Biology	17,280	47%	36,816
	Business	12,624	64%	19,632
	Chemistry	1,104	na	0
	Communications		0%	3,504
	Computer Systems	10,944	47%	23,520
	Criminal Justice	8,160	56%	14,448
	Dance		0%	3,360
	Early Childhood Educ.	1,216	24%	4,976
	Economics	11,616	34%	33,888
	EDUC Learning Frameworks	1,104	9%	11,808
	Education		0%	3,520
	Engineering	1,472	100%	1,472
	English	34,016	34%	100,752
	Environmental Science	3,456	33%	10,416
	Foreign Languages	880	16%	5,440
	Geography		na	0
	Geology	3,504	61%	5,712
	History	34,608	44%	79,056
	Humanities	3,456	23%	15,072
	Kinesiology	8,416	43%	19,792
	Mathematics	40,368	40%	100,736
	Music	2,256	28%	7,968
	Nutrition	2,400	26%	9,312
	Philosophy	9,312	72%	12,864
	Photography	1,152	100%	1,152
Physics	5,856	32%	18,384	
Political Science	36,048	50%	72,528	
Psychology	6,864	21%	32,208	
Sociology	4,992	29%	17,040	
Social Work		0%	14,192	
Spanish	1,520	4%	36,144	
Speech	16,368	45%	36,144	
Sports & Recreation Mgt.		0%	2,400	
Theater	1,920	18%	10,624	

Overload Contact Hours Taught by FT Faculty by Campus, Division, Associate Dean & Department
District-Wide Totals
Collin College
Fall 2021

Division	Department	Full-Time Faculty Overload Contact Hours	Overload % of Total Full-Time Contact Hours	Total Full-Time Faculty Contact Hours
Institutional Total		586,656	17%	3,357,304
iCollin Campus Total		307,872	39%	797,856

Overload Contact Hours Taught by FT Faculty by Campus, Division, Associate Dean & Department
District-Wide Totals
Collin College
Fall 2021

Division	Department	Full-Time Faculty Overload Contact Hours	Overload % of Total Full-Time Contact Hours	Total Full-Time Faculty Contact Hours	
Institutional Total		586,656	17%	3,357,304	
McKinney Campus	Belue				
	Anatomy & Physiology		0%	20,176	
	Astronomy		0%	1,728	
	Biology	2,256	7%	34,368	
	Chemistry	576	4%	16,304	
	Environmental Science		0%	9,792	
	Geography		na	0	
	Geology		na	0	
	Kinesiology	432	10%	4,144	
	Nutrition		na	0	
	Physics		0%	3,072	
	Political Science	6,768	23%	29,952	
		Subtotal	10,032	8%	119,536
		Buggs			
	Anthropology		na	0	
	Communications		na	0	
	English	9,472	18%	53,664	
	Foreign Languages		na	0	
	History		0%	27,600	
	Humanities		0%	4,080	
	Philosophy	864	25%	3,408	
	Reading & Writing	2,016	25%	8,160	
	Spanish		na	0	
	Speech		0%	13,632	
		Subtotal	12,352	11%	110,544
		Fair			
	Accounting		na	0	
	Art		0%	5,376	
	Business		na	0	
	Dance		na	0	
	Developmental Mathematics	4,896	30%	16,128	
	Economics	432	7%	6,528	
	EDUC Learning Frameworks		0%	3,408	
	Education		na	0	
	Mathematics	7,040	10%	71,424	
	Music	16	0%	6,304	
	Photography		0%	1,056	
	Psychology	2,592	16%	16,656	
	Sociology		0%	3,024	
	Social Work		na	0	
		Subtotal	14,976	12%	129,904

Overload Contact Hours Taught by FT Faculty by Campus, Division, Associate Dean & Department
District-Wide Totals
Collin College
Fall 2021

Division	Department	Full-Time Faculty Overload Contact Hours	Overload % of Total Full-Time Contact Hours	Total Full-Time Faculty Contact Hours
Institutional Total		586,656	17%	3,357,304
	Division Total	37,360	10%	359,984

Overload Contact Hours Taught by FT Faculty by Campus, Division, Associate Dean & Department
District-Wide Totals
Collin College
Fall 2021

Division	Department	Full-Time Faculty Overload Contact Hours	Overload % of Total Full-Time Contact Hours	Total Full-Time Faculty Contact Hours
Institutional Total		586,656	17%	3,357,304
McKinney Campus	Health Sciences & Emergency Services			
	Activity Care		na	0
	Dental Hygiene	944	11%	8,544
	Diagnostic Med. Sonography		0%	1,344
	EMS	1,200	12%	9,888
	Fire Science	1,920	26%	7,488
	Health Information Mgt.		0%	10,592
	Health Professions	1,632	6%	26,752
	Medical Asst. Adv. Practice	2,960	27%	10,992
	Pharmacy Tech.		0%	1,152
	Physical Therapy Assistant		0%	720
	Polysomnographic Tech.		0%	3,888
	Respiratory Care	1,152	14%	8,384
	Surgical Assistant		0%	1,408
	Surgical Technology	1,008	9%	11,376
		Division Total	10,816	11%
Nursing	ADN	4,016	4%	103,920
	RN to BSN	384	30%	1,280
	Vocational Nursing	960	10%	9,648
	Division Total	5,360	5%	114,848
McKinney Campus Total		53,536	9%	577,360

Overload Contact Hours Taught by FT Faculty by Campus, Division, Associate Dean & Department
District-Wide Totals
Collin College
Fall 2021

Division	Department	Full-Time Faculty Contact Hours	Overload % of Total Full-Time Contact Hours	Total Full-Time Faculty Contact Hours	
Institutional Total		586,656	17%	3,357,304	
Fine Arts & Education	Tercero				
	Commercial Music	1,056	8%	13,696	
	Dance	288	4%	6,672	
	Music	2,104	15%	13,880	
	Theater		0%	15,232	
	Subtotal	3,448	7%	49,480	
	Bohanna				
	Art	1,920	6%	31,104	
	Communication Design	5,760	89%	6,464	
	Early Childhood Educ.		0%	5,376	
	EDUC Learning Frameworks		0%	5,376	
	Education		0%	1,536	
	Photography	240	2%	13,536	
	Subtotal	7,920	9%	85,328	
	Division Total	11,368	8%	134,808	
	Plano Campus	Hughes			
		Accounting	1,856	13%	14,528
Banking		1,296	19%	6,912	
Business			0%	9,600	
Communications			0%	2,112	
Economics		768	5%	15,984	
Human Resources Mgt.		960	44%	2,160	
Humanities			0%	8,784	
Insurance Mgt.			na	0	
Speech			0%	7,104	
Subtotal		4,880	7%	67,184	
Fischer					
American Sign Lang./IPPD			0%	7,920	
Asian Languages			na	0	
Developmental Mathematics		9,520	28%	33,792	
ESL			0%	2,432	
Foreign Languages			0%	2,000	
Marketing		3,264	31%	10,560	
Spanish		1,440	24%	5,920	
Subtotal		14,224	23%	62,624	
Andrews					
English		1,472	2%	92,752	
Philosophy		1,248	11%	11,760	
Reading & Writing		13,968	40%	35,184	
Subtotal		16,688	12%	139,696	
Division Total		35,792	13%	269,504	

Overload Contact Hours Taught by FT Faculty by Campus, Division, Associate Dean & Department
District-Wide Totals
Collin College
Fall 2021

Division	Department	Full-Time Faculty Overload Contact Hours	Overload % of Total Full-Time Contact Hours	Total Full-Time Faculty Contact Hours	
Institutional Total		586,656	17%	3,357,304	
Plano Campus	Weatherford				
	Astronomy		0%	4,608	
	Environmental Science		0%	13,152	
	Geology	1,152	9%	12,864	
	Mathematics	10,160	11%	95,552	
	Physics	1,152	13%	8,832	
		Subtotal	12,464	9%	135,008
	Ramsey				
	Anatomy & Physiology	5,536	15%	36,336	
	Anthropology		0%	2,688	
	Biology	1,008	3%	35,728	
	Chemistry	1,344	5%	24,448	
	Kinesiology		0%	7,088	
	Nutrition		na	0	
	Sociology		0%	3,696	
		Subtotal	7,888	7%	109,984
	O'Quin				
	EDUC Learning Frameworks		na	0	
	History		0%	49,152	
	Political Science		0%	33,408	
	Psychology	1,248	6%	19,536	
		Subtotal	1,248	1%	102,096
	Venuto				
	CA Art		na	0	
	CA Biology	1,536	24%	6,336	
	CA Economics	1,392	17%	8,304	
	CA EDUC Learning Frameworks		na	0	
	CA English	7,792	17%	44,992	
	CA History		0%	6,576	
	CA Mathematics	1,728	11%	15,264	
	CA Political Science		0%	5,952	
	CA Psychology	432	100%	432	
	CA Spanish		na	0	
	CA Speech		na	0	
	Subtotal	12,880	15%	87,856	
	Division Total	34,480	8%	434,944	
Plano Campus Total		81,640	10%	839,256	

Overload Contact Hours Taught by FT Faculty by Campus, Division, Associate Dean & Department
District-Wide Totals
Collin College
Fall 2021

Division	Department	Full-Time Faculty Overload Contact Hours	Overload % of Total Full-Time Contact Hours	Total Full-Time Faculty Contact Hours
Institutional Total		586,656	17%	3,357,304
Wylie Campus	Mulcahy			
	Accounting		na	0
	Anatomy & Physiology	1,280	34%	3,808
	Art	624	100%	624
	Biology	3,616	38%	9,616
	Business		na	0
	Chemistry	1,984	30%	6,592
	Developmental Mathematics	480	18%	2,688
	Economics	2,208	17%	13,248
	EDUC Learning Frameworks		0%	2,304
	Education		0%	1,856
	English	2,112	6%	32,864
	Environmental Science		na	0
	Geology		na	0
	History	3,552	26%	13,920
	Humanities		0%	4,608
	Kinesiology		na	0
	Mathematics	1,536	5%	28,016
	Music	24	2%	1,568
	Nutrition		na	0
	Philosophy		na	0
	Photography		na	0
	Physics	672	37%	1,824
	Political Science	288	3%	9,072
	Psychology	1,104	43%	2,544
	Reading & Writing	960	15%	6,576
	Sociology		0%	2,352
Spanish		na	0	
Speech		0%	4,128	
	Division Total	20,440	14%	148,208
Wrkfrc Educ	Agriculture	1,296	30%	4,320
	Veterinary Tech.	80	2%	4,272
	Division Total	1,376	16%	8,592
Wylie Campus Total		21,816	14%	156,800

Number of Faculty Members by Division, Associate Dean, and Department by Faculty Employment Status
District-Wide Totals
Collin College
Fall 2021

Division	Department	Full-Time Faculty ¹		Part-Time Faculty		Total	
		Number	%	Number	%		
Institutional Total		533	35%	988	65%	1,521	
Allen Technical Campus	Walker						
	Art		na		na	0	
	Astronomy		0%	1	100%	1	
	Biology		0%	1	100%	1	
	Business		na		na	0	
	Developmental Mathematics		na		na	0	
	Economics	1	33%	2	67%	3	
	EDUC Learning Frameworks	1	100%		0%	1	
	English	6	75%	2	25%	8	
	Environmental Science		0%	2	100%	2	
	History	2	50%	2	50%	4	
	Humanities		na		na	0	
	Mathematics	1	50%	1	50%	2	
	Philosophy		na		na	0	
	Photography		na		na	0	
	Physics		0%	2	100%	2	
	Political Science	1	25%	3	75%	4	
	Psychology		na		na	0	
	Reading & Writing		na		na	0	
	Speech	1	100%		0%	1	
	Division Total	13	45%	16	55%	29	
	Allen Technical Campus	Automotive Tech.	4	36%	7	64%	11
		Biomedical Equip. Tech.	1	100%		0%	1
		CADD	2	50%	2	50%	4
		Carpentry	1	100%		0%	1
		Collision Technology	1	50%	1	50%	2
		Construction Mgt.	3	38%	5	63%	8
		Electrician	1	100%	0	0%	1
		Electronics	2	29%	5	71%	7
Engineering		1	33%	2	67%	3	
Facilities Management			na		na	0	
HVAC		4	29%	10	71%	14	
Industrial Automation			na		na	0	
Interior Design		1	50%	1	50%	2	
Plumbing		1	100%		0%	1	
Safety			na		na	0	
Welding		7	70%	3	30%	10	
Division Total		29	45%	36	55%	65	
Allen Technical Campus Total		42	45%	52	55%	94	

Number of Faculty Members by Division, Associate Dean, and Department by Faculty Employment Status
District-Wide Totals
Collin College
Fall 2021

Division	Department	Full-Time Faculty ¹		Part-Time Faculty		Total
		Number	%	Number	%	
Institutional Total		533	35%	988	65%	1,521
Celina Campus	Forrester					
	Accounting		na		na	0
	Anatomy & Physiology	1	100%		0%	1
	Art		0%	1	100%	1
	Biology		0%	2	100%	2
	Business		0%	1	100%	1
	Chemistry		0%	3	100%	3
	Developmental Mathematics		0%	1	100%	1
	Economics		0%	1	100%	1
	EDUC Learning Frameworks		0%	1	100%	1
	English	1	20%	4	80%	5
	Environmental Science		0%	1	100%	1
	Geology		0%	1	100%	1
	History	2	40%	3	60%	5
	Humanities		na		na	0
	Mathematics	1	25%	3	75%	4
	Music		na		na	0
	Philosophy		0%	1	100%	1
	Political Science	1	33%	2	67%	3
	Psychology		0%	1	100%	1
	Reading & Writing		0%	2	100%	2
	Sociology		na		na	0
	Speech		0%	1	100%	1
	Division Total	6	17%	29	83%	35
Celina Campus Total		6	17%	29	83%	35

Number of Faculty Members by Division, Associate Dean, and Department by Faculty Employment Status
District-Wide Totals
Collin College
Fall 2021

Division	Department	Full-Time Faculty ¹		Part-Time Faculty		Total
		Number	%	Number	%	
Institutional Total		533	35%	988	65%	1,521
Farmersville Campus	Powell					
	Anatomy & Physiology		0%	2	100%	2
	Art		0%	1	100%	1
	Biology	1	33%	2	67%	3
	Business		na		na	0
	Developmental Mathematics		0%	2	100%	2
	Economics		0%	1	100%	1
	EDUC Learning Frameworks		0%	2	100%	2
	English	1	50%	1	50%	2
	Environmental Science		0%	1	100%	1
	History	1	33%	2	67%	3
	Humanities		0%	1	100%	1
	Mathematics	1	33%	2	67%	3
	Music		0%	1	100%	1
	Philosophy		na		na	0
	Political Science	1	100%		0%	1
	Psychology		na		na	0
	Reading & Writing		0%	2	100%	2
	Speech		0%	1	100%	1
	Division Total		5	19%	21	81%
Farmersville Campus Total		5	19%	21	81%	26

Number of Faculty Members by Division, Associate Dean, and Department by Faculty Employment Status
District-Wide Totals
Collin College
Fall 2021

Division	Department	Full-Time Faculty ¹		Part-Time Faculty		Total	
		Number	%	Number	%		
Institutional Total		533	35%	988	65%	1,521	
Frisco Campus	Martin						
	Anthropology		0%	1	100%	1	
	Communications		na		na	0	
	EDUC Learning Frameworks		0%	6	100%	6	
	Education	1	100%		0%	1	
	Geography		0%	1	100%	1	
	History	7	47%	8	53%	15	
	Political Science	6	50%	6	50%	12	
	Psychology	3	43%	4	57%	7	
	Sociology	2	50%	2	50%	4	
	Speech	3	50%	3	50%	6	
		Subtotal	22	42%	31	58%	53
		West					
	Art	1	17%	5	83%	6	
	Dance		0%	2	100%	2	
	English	12	80%	3	20%	15	
	Foreign Languages		na		na	0	
	Humanities	1	33%	2	67%	3	
	Music	1	33%	2	67%	3	
	Philosophy	1	33%	2	67%	3	
	Photography		0%	2	100%	2	
	Reading & Writing	2	22%	7	78%	9	
	Spanish	1	50%	1	50%	2	
		Subtotal	19	42%	26	58%	45
		Yates					
	Anatomy & Physiology	4	44%	5	56%	9	
	Astronomy	1	100%		0%	1	
	Biology	7	32%	15	68%	22	
	Chemistry	4	29%	10	71%	14	
	Environmental Science	1	20%	4	80%	5	
	Geology	2	40%	3	60%	5	
	Kinesiology	1	100%		0%	1	
	Nutrition	1	100%		0%	1	
	Physics	1	17%	5	83%	6	
	Subtotal	22	34%	42	66%	64	

**Number of Faculty Members by Division, Associate Dean, and Department by Faculty Employment Status
District-Wide Totals
Collin College
Fall 2021**

Division	Department	Full-Time Faculty ¹		Part-Time Faculty		Total	
		Number	%	Number	%		
Institutional Total		533	35%	988	65%	1,521	
Frisco Campus	Cooper						
	CA Art	1	100%		0%	1	
	CA Biology		0%	5	100%	5	
	CA Business		0%	1	100%	1	
	CA Economics		0%	4	100%	4	
	CA EDUC Learning Frameworks		na		na	0	
	CA English	2	15%	11	85%	13	
	CA History	2	20%	8	80%	10	
	CA Humanities		0%	1	100%	1	
	CA Mathematics		0%	4	100%	4	
	CA Political Science	1	14%	6	86%	7	
	CA Psychology	1	50%	1	50%	2	
	CA Sociology		0%	3	100%	3	
	CA Speech		0%	2	100%	2	
		Subtotal	7	13%	46	87%	53
		Division Total	70	33%	145	67%	215

Number of Faculty Members by Division, Associate Dean, and Department by Faculty Employment Status
District-Wide Totals
Collin College
Fall 2021

Division	Department	Full-Time Faculty ¹		Part-Time Faculty		Total	
		Number	%	Number	%		
Institutional Total		533	35%	988	65%	1,521	
Frisco Campus	Newman						
	Computer Systems	10	42%	14	58%	24	
	Networking	8	38%	13	62%	21	
	Subtotal	18	40%	27	60%	45	
	Thurman						
	Accounting	1	50%	1	50%	2	
	Business		0%	3	100%	3	
	Developmental Mathematics	4	31%	9	69%	13	
	Economics	2	29%	5	71%	7	
	Mathematics	11	55%	9	45%	20	
	Subtotal	18	40%	27	60%	45	
	Szlachtowski						
	Animation & Game Art	2	18%	9	82%	11	
	Criminal Justice	3	50%	3	50%	6	
	Culinary Arts	2	50%	2	50%	4	
	Hospitality Management	1	25%	3	75%	4	
	Legal Assistant	2	25%	6	75%	8	
	Management	3	27%	8	73%	11	
	Office Systems Technology	1	25%	3	75%	4	
	Pastry	1	33%	2	67%	3	
	Real Estate	2	50%	2	50%	4	
	Sports & Recreation Mgt.	1	100%		0%	1	
	Supply Chain Mgt.	1	100%		0%	1	
	Video Production	1	13%	7	88%	8	
	Subtotal	20	31%	45	69%	65	
	Cybersecurity	5	31%	11	69%	16	
	Subtotal	5	31%	11	69%	16	
	Division Total	61	36%	110	64%	171	
	Frisco Campus Total		131	34%	255	66%	386

Number of Faculty Members by Division, Associate Dean, and Department by Faculty Employment Status
District-Wide Totals
Collin College
Fall 2021

Division	Department	Full-Time Faculty ¹		Part-Time Faculty		Total
		Number	%	Number	%	
Institutional Total		533	35%	988	65%	1,521
iCollin Campus	Academic Affairs					
	Nugent					
	Accounting	1	17%	5	83%	6
	Agriculture		na		na	0
	Anatomy & Physiology		na		na	0
	Anthropology		0%	1	100%	1
	Art	1	20%	4	80%	5
	Astronomy		0%	2	100%	2
	Biology	3	75%	1	25%	4
	Business	1	25%	3	75%	4
	Chemistry		na		na	0
	Communications		na		na	0
	Computer Systems	1	13%	7	88%	8
	Criminal Justice		na		na	0
	Dance		0%	1	100%	1
	Early Childhood Educ.		0%	1	100%	1
	Economics	2	33%	4	67%	6
	EDUC Learning Frameworks		0%	4	100%	4
	Education	1	50%	1	50%	2
	Engineering		na		na	0
	English	6	75%	2	25%	8
	Environmental Science	1	25%	3	75%	4
	Foreign Languages		0%	1	100%	1
	Geography		0%	1	100%	1
	Geology		0%	4	100%	4
	History	1	17%	5	83%	6
	Humanities	1	20%	4	80%	5
	Kinesiology		0%	2	100%	2
	Mathematics	4	36%	7	64%	11
	Music		0%	2	100%	2
	Nutrition	1	100%		0%	1
	Philosophy		0%	4	100%	4
	Photography		0%	1	100%	1
	Physics		0%	6	100%	6
Political Science	3	50%	3	50%	6	
Psychology	1	33%	2	67%	3	
Sociology		0%	3	100%	3	
Social Work		0%	1	100%	1	
Spanish		0%	5	100%	5	
Speech	1	14%	6	86%	7	
Sports & Recreation Mgt.		na		na	0	
Theater		na		na	0	
iCollin Campus Total		29	23%	96	77%	125

Number of Faculty Members by Division, Associate Dean, and Department by Faculty Employment Status
District-Wide Totals
Collin College
Fall 2021

Division	Department	Full-Time Faculty ¹		Part-Time Faculty		Total		
		Number	%	Number	%			
Institutional Total		533	35%	988	65%	1,521		
McKinney Campus	Academic Affairs	Belue						
		Anatomy & Physiology	5	36%	9	64%	14	
		Astronomy		na		na	0	
		Biology	6	35%	11	65%	17	
		Chemistry	3	75%	1	25%	4	
		Environmental Science	2	40%	3	60%	5	
		Geography		na		na	0	
		Geology		0%	2	100%	2	
		Kinesiology	2	67%	1	33%	3	
		Nutrition		0%	2	100%	2	
		Physics	2	40%	3	60%	5	
		Political Science	4	44%	5	56%	9	
			Subtotal	24	39%	37	61%	61
			Buggs					
			Anthropology		na		na	0
			Communications		na		na	0
			English	9	47%	10	53%	19
			Foreign Languages		na		na	0
			History	5	36%	9	64%	14
			Humanities	1	50%	1	50%	2
			Philosophy	1	33%	2	67%	3
			Reading & Writing		0%	6	100%	6
			Spanish		0%	1	100%	1
			Speech	3	38%	5	63%	8
			Subtotal	19	36%	34	64%	53
			Fair					
			Accounting		0%	2	100%	2
			Art	2	33%	4	67%	6
			Business		0%	1	100%	1
			Dance		0%	1	100%	1
			Developmental Mathematics	4	36%	7	64%	11
			Economics	2	50%	2	50%	4
			EDUC Learning Frameworks	1	20%	4	80%	5
			Education		0%	1	100%	1
			Mathematics	10	63%	6	38%	16
			Music	2	100%		0%	2
			Photography		0%	1	100%	1
			Psychology	2	50%	2	50%	4
			Sociology	1	50%	1	50%	2
			Social Work		0%	1	100%	1
			Subtotal	24	42%	33	58%	57
			Division Total	67	39%	104	61%	171

Number of Faculty Members by Division, Associate Dean, and Department by Faculty Employment Status
District-Wide Totals
Collin College
Fall 2021

Division	Department	Full-Time Faculty ¹		Part-Time Faculty		Total	
		Number	%	Number	%		
Institutional Total		533	35%	988	65%	1,521	
McKinney Campus	Activity Care		na		na	0	
	Dental Hygiene	4	33%	8	67%	12	
	Diagnostic Med. Sonography	1	25%	3	75%	4	
	EMS	3	100%		0%	3	
	Fire Science	2	18%	9	82%	11	
	Health Information Mgt.	2	13%	13	87%	15	
	Health Professions	13	33%	27	68%	40	
	Medical Asst. Adv. Practice	2	67%	1	33%	3	
	Pharmacy Tech.	1	50%	1	50%	2	
	Physical Therapy Assistant	1	20%	4	80%	5	
	Polysomnographic Tech.	1	25%	3	75%	4	
	Respiratory Care	3	20%	12	80%	15	
	Surgical Assistant	1	50%	1	50%	2	
	Surgical Technology	3	75%	1	25%	4	
	Division Total	37	31%	83	69%	120	
	Nursing	ADN	17	100%		0%	17
		RN to BSN	2	67%	1	33%	3
Vocational Nursing		3	50%	3	50%	6	
Division Total		22	85%	4	15%	26	
McKinney Campus Total		126	40%	191	60%	317	

Number of Faculty Members by Division, Associate Dean, and Department by Faculty Employment Status
District-Wide Totals
Collin College
Fall 2021

Division	Department	Full-Time Faculty ¹		Part-Time Faculty		Total
		Number	%	Number	%	
Institutional Total		533	35%	988	65%	1,521
Fine Arts & Education	Tercero					
	Commercial Music	4	33%	8	67%	12
	Dance	2	67%	1	33%	3
	Music	5	21%	19	79%	24
	Theater	5	63%	3	38%	8
	Subtotal	16	34%	31	66%	47
	Bohanna					
	Art	7	41%	10	59%	17
	Communication Design	5	23%	17	77%	22
	Early Childhood Educ.	2	33%	4	67%	6
	EDUC Learning Frameworks	1	17%	5	83%	6
	Education		0%	2	100%	2
	Photography	3	30%	7	70%	10
	Subtotal	18	29%	45	71%	63
Division Total	34	31%	76	69%	110	
Plano Campus	Hughes					
	Accounting	3	60%	2	40%	5
	Banking	1	100%		0%	1
	Business	2	40%	3	60%	5
	Communications	1	50%	1	50%	2
	Economics	4	80%	1	20%	5
	Human Resources Mgt.	1	50%	1	50%	2
	Humanities	2	40%	3	60%	5
	Insurance Mgt.		na		na	0
	Speech	2	15%	11	85%	13
	Subtotal	16	42%	22	58%	38
	Fischer					
	American Sign Lang./IPPD	2	33%	4	67%	6
	Asian Languages		0%	3	100%	3
	Developmental Mathematics	7	37%	12	63%	19
	ESL	1	11%	8	89%	9
	Foreign Languages	2	67%	1	33%	3
	Marketing	1	20%	4	80%	5
	Spanish	2	67%	1	33%	3
	Subtotal	15	31%	33	69%	48
	Andrews					
	English	19	76%	6	24%	25
	Philosophy	2	33%	4	67%	6
Reading & Writing	4	29%	10	71%	14	
Subtotal	25	56%	20	44%	45	
Division Total	56	43%	75	57%	131	

Number of Faculty Members by Division, Associate Dean, and Department by Faculty Employment Status
District-Wide Totals
Collin College
Fall 2021

Division	Department	Full-Time Faculty ¹		Part-Time Faculty		Total
		Number	%	Number	%	
Institutional Total		533	35%	988	65%	1,521
Plano Campus	Weatherford					
	Astronomy		0%	1	100%	1
	Environmental Science	2	33%	4	67%	6
	Geology	2	40%	3	60%	5
	Mathematics	15	58%	11	42%	26
	Physics	3	38%	5	63%	8
	Subtotal	22	48%	24	52%	46
	Ramsey					
	Anatomy & Physiology	5	63%	3	38%	8
	Anthropology	1	100%		0%	1
	Biology	6	27%	16	73%	22
	Chemistry	4	33%	8	67%	12
	Kinesiology	3	50%	3	50%	6
	Nutrition		0%	2	100%	2
	Sociology	2	40%	3	60%	5
	Subtotal	21	38%	35	63%	56
	O'Quin					
	EDUC Learning Frameworks		na		na	0
	History	11	61%	7	39%	18
	Political Science	6	46%	7	54%	13
	Psychology	5	42%	7	58%	12
	Subtotal	22	51%	21	49%	43
	Venuto					
	CA Art		na		na	0
	CA Biology	1	100%		0%	1
	CA Economics	1	25%	3	75%	4
	CA EDUC Learning Frameworks		0%	1	100%	1
	CA English	3	50%	3	50%	6
	CA History	1	17%	5	83%	6
	CA Mathematics		0%	4	100%	4
	CA Political Science	1	25%	3	75%	4
	CA Psychology		na		na	0
	CA Spanish		0%	1	100%	1
CA Speech		na		na	0	
Subtotal	7	26%	20	74%	27	
Division Total		72	42%	100	58%	172
Plano Campus Total		162	39%	251	61%	413

Number of Faculty Members by Division, Associate Dean, and Department by Faculty Employment Status
District-Wide Totals
Collin College
Fall 2021

Division	Department	Full-Time Faculty ¹		Part-Time Faculty		Total
		Number	%	Number	%	
Institutional Total		533	35%	988	65%	1,521
Wylie Campus	Mulcahy					
	Accounting		0%	1	100%	1
	Anatomy & Physiology		0%	3	100%	3
	Art		0%	6	100%	6
	Biology	2	29%	5	71%	7
	Business		0%	1	100%	1
	Chemistry	1	50%	1	50%	2
	Developmental Mathematics	1	17%	5	83%	6
	Economics	2	33%	4	67%	6
	EDUC Learning Frameworks		0%	3	100%	3
	Education	1	100%		0%	1
	English	5	29%	12	71%	17
	Environmental Science		0%	2	100%	2
	Geology		0%	1	100%	1
	History	2	20%	8	80%	10
	Humanities	1	50%	1	50%	2
	Kinesiology		0%	2	100%	2
	Mathematics	5	31%	11	69%	16
	Music	1	14%	6	86%	7
	Nutrition		0%	1	100%	1
	Philosophy		0%	1	100%	1
	Photography		0%	1	100%	1
	Physics	1	100%		0%	1
	Political Science	2	29%	5	71%	7
	Psychology	1	25%	3	75%	4
	Reading & Writing	2	67%	1	33%	3
	Sociology	1	50%	1	50%	2
	Spanish		0%	1	100%	1
Speech	1	25%	3	75%	4	
	Division Total	29	25%	89	75%	118
Wrkfrc Educ	Agriculture	1	50%	1	50%	2
	Veterinary Tech.	2	40%	3	60%	5
	Division Total	3	43%	4	57%	7
Wylie Campus Total		32	26%	93	74%	125

**Definitions for Determining Contact Hour Allocations by
Campus, Division, Associate Dean/Program Director & Department
Collin College
Fall 2021**

Change from Prior Year

Division	Assoc. Dean/Program Dir./Department	Courses		
Allen Technical Campus	Academic Affairs	Walker (72000)		
		Anatomy & Physiology	BIOL2401, BIOL2402, & BIOL2404 (excludes online)	
		Art	ARTS (excludes 1313, 2348, 2356 & 2357; excludes online)	
		Astronomy	PHYS (1403 & 1404; excludes online)	
		Biology	BIOL (excludes BIOL 1322, 1323, 2401, 2402, 2404; excludes online [see Anatomy & Physiology and Nutrition])	
		Business	BUSI (excludes online)	
		Developmental Mathematics	MATH (less than 1000-level), NCBM	
		Economics	ECON (excludes online)	
		EDUC Learning Frameworks	EDUC1100 & EDUC1300 (excludes online)	
		English	ENGL (excludes online)	
		Environmental Science	ENVR (excludes online)	
		History	HIST (excludes online)	
		Humanities	HUMA (excludes online)	
		Mathematics	MATH (1000-level and higher)	
		Nutrition	BIOL1322 & BIOL1323 (excludes online [see Anatomy & Physiology and Biology])	
		Philosophy	PHIL (excludes online)	
		Photography	ARTS 1313, 2348, 2356, 2357 [excludes online]; PHTC)	
		Physics	PHYS (excludes PHYS 1403 & 1404 [see Astronomy]; excludes online)	
		Political Science	GOVT (excludes online)	
		Psychology	PSYC (excludes online)	
		Reading & Writing	INRW, NCBI, NCBR, NCBW	
		Speech	SPCH (excludes online)	
		Workforce Education	Automotive Tech. (71500-DW)	AUMT
			Biomedical Equip. Tech. (71700-DW)	BIOM
			CADD (71600-DW)	ARCE, CADD, DFTG
			Carpentry (71600-DW)	CRPT
			Collision Technology (71500-DW)	ABDR
			Construction Mgt. (71600-DW)	CNBT, OSHT1305
			Electrician (71600-DW)	ELPT (excludes 1371 [see Facilities Management])
Electronics (71700-DW)	CETT, EECT, INTC (excludes 1357 & 2359 [see Industrial Automation]), RBTC, TECM			
Engineering (71700-DW)	ENGR			
Facilities Management (71600-DW)	ELPT1371, HART1303, HART1371, PFPB1371			
HVAC (71900-DW)	HART (excludes 1303 & 1371 [see Electronics])			
Industrial Automation (71700-DW)	ELMT, INTC1357, INTC2359 (see Electronics)			
Interior Design (71600-DW)	INDS			
Plumbing (71600-DW)	PFPB (excludes 1371 [see Facilities Management])			
Safety (71600-DW)	OSHT (excludes 1305 [see Construction Management])			
Welding (71900-DW)	WLDG			

**Definitions for Determining Contact Hour Allocations by
Campus, Division, Associate Dean/Program Director & Department
Collin College
Fall 2021**

Change from Prior Year

Division	Assoc. Dean/Program Dir./Department	Courses
Celina Campus	Academic Affairs	Forrester (22410)
		Accounting
		Anatomy & Physiology
		Art
		Biology
		Business
		Chemistry
		Developmental Mathematics
		Economics
		EDUC Learning Frameworks
		English
		Environmental Science
		Geology
		History
		Humanities
		Mathematics
		Music
		Nutrition
		Philosophy
		Political Science
		Psychology
		Reading & Writing
		Sociology
Speech		

**Definitions for Determining Contact Hour Allocations by
Campus, Division, Associate Dean/Program Director & Department
Collin College
Fall 2021**

Change from Prior Year

Division	Assoc. Dean/Program Dir./Department	Courses	
Farmersville Campus	Academic Affairs	Powell (21500)	
		Anatomy & Physiology	BIOL2401, BIOL2402, & BIOL2404 (excludes online)
		Art	ARTS (excludes online)
		Biology	BIOL (excludes BIOL 1322, 1323, 2401, 2402, 2404; excludes online [see Anatomy & Physiology and Nutrition])
		Business	BUSI (excludes online)
		Developmental Mathematics	MATH (less than 1000-level), NCBM
		Economics	ECON (excludes online)
		EDUC Learning Frameworks	EDUC1100 & EDUC1300 (excludes online)
		English	ENGL (excludes online)
		Environmental Science	ENVR (excludes online)
		History	HIST (excludes online)
		Humanities	HUMA (excludes online)
		Mathematics	MATH (1000-level & higher; excludes online)
		Music	MUSI (excludes online)
		Nutrition	BIOL1322 & BIOL1323 (excludes online [see Anatomy & Physiology and Biology])
		Philosophy	PHIL (excludes online)
		Political Science	GOVT (excludes online)
		Psychology	PSYC (excludes online)
		Reading & Writing	INRW, NCBI, NCBR, NCBW
		Speech	SPCH (excludes online)

**Definitions for Determining Contact Hour Allocations by
Campus, Division, Associate Dean/Program Director & Department
Collin College
Fall 2021**

Change from Prior Year

Division	Assoc. Dean/Program Dir./Department	Courses	
Frisco Campus	Academic Affairs	Martin (22110)	
		Anthropology	ANTH (excludes online)
		Communications	COMM
		EDUC Learning Frameworks	EDUC1100 & EDUC1300 (excludes online)
		Education	EDUC (Excludes EDUC1100 & EDUC1300; excludes online)
		Geography	GEOG (excludes online)
		History	HIST (excludes online)
		Political Science	GOVT (excludes online)
		Psychology	PSYC (excludes online)
		Sociology	SOCI (excludes online)
		Speech	SPCH (excludes online)
		West (22120)	
		Art	ARTS (excludes ARTS 1313, 2348, 2356 & 2357; excludes online)
		Dance	DANC (excludes online)
		English	ENGL (excludes online)
		Foreign Languages	ARAB, CHIN, FREN, GERM, ITAL, JAPN, RUSS, SPAN (excludes online)
		Humanities	HUMA (excludes online)
		Music	MUAP, MUEN, MUSI (excludes online)
		Philosophy	PHIL (excludes online)
		Photography	ARTS 1313, 2348, 2356, 2357 (excludes online); PHTC
		Reading & Writing	INRW, NCBI, NCBR, NCBW
		Spanish	SPAN (online only)
		Yates (22140)	
		Anatomy & Physiology	BIOL2401, BIOL2402, & BIOL2404 (excludes online [see Biology and Nutrition])
		Astronomy	PHYS1403 & PHYS1404 (excludes online [see Physics])
		Biology	BIOL (excludes BIOL 1322, 1323, 2401, 2402, 2404; excludes online [see Anatomy & Physiology and Nutrition])
		Chemistry	CHEM (excludes online)
		Environmental Science	ENVR (excludes online)
		Geology	GEOL (excludes online)
		Kinesiology	KINE (excludes KINE1336; excludes online)
		Nutrition	BIOL1322 & BIOL1323 (excludes online [see Anatomy & Physiology and Biology])
		Physics	PHYS (excludes PHYS 1403 & 1404; excludes online [see Astronomy])

**Definitions for Determining Contact Hour Allocations by
Campus, Division, Associate Dean/Program Director & Department
Collin College
Fall 2021**

Change from Prior Year

Division	Assoc. Dean/Program Dir./Department	Courses	
Frisco Campus	Academic Affairs	Cooper (22150)	
		CA Anatomy & Physiology	BIOL (excludes BIOL 1322, 1323, 2401, 2402, 2404; excludes online; includes all Frisco ISD & Lewisville ISD HSDC [see Anatomy & Physiology and Nutrition])
		CA Art	ARTS (includes all Frisco ISD & Lewisville ISD HSDC; excludes online)
		CA Biology	BIOL (includes all Frisco ISD & Lewisville ISD HSDC; excludes online)
		CA Business	BUSI (includes all Frisco ISD & Lewisville ISD HSDC; excludes online)
		CA Economics	ECON (includes all Frisco ISD & Lewisville ISD HSDC; excludes online)
		CA EDUC Learning Frameworks	EDUC1100 & EDUC1300 (includes all Frisco ISD & Lewisville ISD HSDC; excludes online)
		CA English	ENGL (includes all Frisco ISD & Lewisville ISD HSDC; excludes online)
		CA History	HIST (includes all Frisco ISD and Lewisville ISD HSDC; excludes online)
		CA Humanities	HUMA (includes all Frisco ISD and Lewisville ISD HSDC; excludes online)
		CA Mathematics	MATH (1000-level and higher, includes all Frisco ISD and Lewisville ISD HSDC; excludes online)
		CA Nutrition	BIOL1322 & BIOL1323 (includes all Frisco ISD and Lewisville ISD HSDC; excludes online [see Anatomy & Physiology and Biology])
		CA Political Science	GOVT (includes all Frisco ISD and Lewisville ISD HSDC; excludes online)
		CA Psychology	PSYC (includes all Frisco ISD and Lewisville ISD HSDC; excludes online)
		CA Sociology	SOCI (includes all Frisco ISD and Lewisville ISD HSDC; excludes online)
		CA Speech	SPCH (includes all Frisco ISD and Lewisville ISD HSDC; excludes online)

**Definitions for Determining Contact Hour Allocations by
Campus, Division, Associate Dean/Program Director & Department
Collin College
Fall 2021**

Change from Prior Year

Division	Assoc. Dean/Program Dir./Department	Courses
Frisco Campus	Workforce Education	Newman (22210)
		Computer Systems (DW)
		Networking (DW)
		Thurman (22130)
		Accounting
		Business
		Developmental Mathematics
		Economics
		Mathematics
		Szlachtowski (22220)
		Animation & Game Art (DW)
		Criminal Justice (DW)
		Culinary Arts (DW)
		Hospitality Management (DW)
		Legal Assistant (DW)
		Management (DW)
		Office Systems Technology (DW)
		Pastry (DW)
		Real Estate (DW)
		Sports & Recreation Mgt. (DW)
		Supply Chain Management (DW)
		Video Production (DW)
		Cybersecurity (22230-DW)

**Definitions for Determining Contact Hour Allocations by
Campus, Division, Associate Dean/Program Director & Department
Collin College
Fall 2021**

Change from Prior Year

Division	Assoc. Dean/Program Dir./Department	Courses	
iCollin Campus	Academic Affairs	Nugent (23700)	
		Accounting	ACCT (online only)
		Agriculture	AGRI (online only)
		Anatomy & Physiology	BIOL 2401, 2402 & 2404 (online only [See Biology & Nutrition])
		Anthropology	ANTH (online only)
		Art	ARTS (online only)
		Asian Languages	CHIN, JAPN (online only)
		Astronomy	PHYS1403 & PHYS1404 (online only [see Physics])
		Biology	BIOL (excludes BIOL 1322 & 1323; online only [see Anatomy & Physiology and Nutrition])
		Business	BUSI (online only)
		Chemistry	CHEM (online only)
		Communications	COMM (online only)
		Computer Systems	BCIS, COSC (online only)
		Criminal Justice	CRIJ (online only)
		Dance	DANC (online only)
		Early Childhood Education	CDEC; TECA
		Economics	ECON (online only)
		EDUC Learning Frameworks	EDUC1100 & EDUC1300 (online only)
		Education	EDUC (excludes EDUC1100 & EDUC1300, online only)
		Engineering (71700-DW)	ENGR (online only)
		English	ENGL (online only)
		Environmental Science	ENVR (online only)
		Foreign Languages	ARAB, FREN, GERM, ITAL, RUSS (online only)
		Geography	GEOG (online only)
		Geology	GEOL (online only)
		History	HIST (online only)
		Humanities	HUMA (online only)
		Kinesiology	KINE (online only)
		Mathematics	MATH (1000-level & higher; online only)
		Music	MUSI (online only)
		Nutrition	BIOL 1322 & 1323 (see Anatomy & Physiology and Nutrition)
		Philosophy	PHIL (online only)
		Photography	ARTS 1313, 2348, 2356, 2357 (excludes online); PHTC
		Physics	PHYS (excludes PHYS 1403 & 1404; online only [see Astronomy])
		Political Science	GOVT (online only)
		Psychology	PSYC (online only)
		Sociology	SOCI (online only)
		Social Work	SOCW (online only)
		Spanish	SPAN (online only)
		Speech	SPCH (online only)
Sports & Recreation Mgt.	FITT, HANG1317, KINE1336 (excludes online), RECL, RECT		
Theater (DW)	DRAM (online only)		

**Definitions for Determining Contact Hour Allocations by
Campus, Division, Associate Dean/Program Director & Department
Collin College
Fall 2021**

Change from Prior Year

Division	Assoc. Dean/Program Dir./Department	Courses	
McKinney Campus	Academic Affairs	Belue (21110)	
		Anatomy & Physiology	BIOL2401, BIOL2402, BIOL2404 (excludes online)
		Astronomy	PHYS1403 & PHYS1404 (excludes online)
		Biology	BIOL (excludes BIOL 1322, 1323, 2401, 2402, 2404, & online)
		Chemistry	CHEM (excludes online)
		Environmental Science	ENVR (excludes online)
		Geography	GEOG (excludes online)
		Geology	GEOL (excludes online)
		Kinesiology	KINE (excludes KINE1336 & online)
		Nutrition	BIOL1322 & BIOL1323 (excludes online)
		Physics	PHYS (excludes online)
		Political Science	GOVT (excludes online)
		Bugs (21120)	
		Anthropology	ANTH (excludes online)
		Communications	COMM (excludes online)
		English	ENGL (excludes online)
		Foreign Languages	ARAB, FREN, GERM, ITAL, RUSS, (excludes online)
		History	HIST (excludes online)
		Humanities	HUMA (excludes online)
		Philosophy	PHIL (excludes online)
		Reading & Writing	INRW, NCBI, NCBR, NCBW
		Spanish	SPAN (excludes online)
		Speech	SPCH (excludes online)
		Fair (21130)	
		Accounting	ACCT (excludes online)
		Art	ARTS (excludes ARTS 1313, 2348, 2356 & 2357; excludes online)
		Business	BUSI (excludes online)
		Dance	DANC (excludes online)
		Developmental Mathematics	MATH (less than 1000-level), NCBM
		Economics	ECON (excludes online)
		EDUC Learning Frameworks	EDUC1100 & EDUC1300 (excludes online)
		Education	EDUC (Excludes EDUC1100 & EDUC1300; excludes online)
		Mathematics	MATH (1000 & higher)
		Music	MUAP, MUEN, MUSI (excludes online)
		Photography	ARTS 1313, 2348, 2356, 2357 (excludes online); PHTC
		Psychology	PSYC (excludes online)
		Sociology	SOCI (excludes online)
		Social Work	SOCW (excludes online)

**Definitions for Determining Contact Hour Allocations by
Campus, Division, Associate Dean/Program Director & Department
Collin College
Fall 2021**

Change from Prior Year

Division	Assoc. Dean/Program Dir./Department	Courses	
McKinney Campus	Health Sciences & Emergency Services	Activity Care (21280-DW)	Associate Dean Code = 21280, GERS only
		Dental Hygiene (21230-DW)	Associate Dean Code = 21230
		Diagnostic Medical Sonography (21270-DW)	Associate Dean Code = 21270
		EMS (21225-DW)	Associate Dean Code = 21225
		Fire Science (21220-DW)	Associate Dean Code = 21220
		Health Information Mgt. (21250-DW)	Associate Dean Code = 21250
		Health Professions (21280-DW)	Associate Dean Code = 21280 (excludes GERS)
		Medical Asst. Adv. Practice (21340-DW)	Associate Dean Code = 21340
		Pharmacy Tech. (21255-DW)	Associate Dean Code = 21255
		Physical Therapy Assistant (21235-DW)	Associate Dean Code = 21235
		Polysomnographic Tech. (21245-DW)	Associate Dean Code = 21245
		Respiratory Care (21240-DW)	Associate Dean Code = 21240
		Surgical Assistant (21295-DW)	Associate Dean Code = 21295
		Surgical Technology (21290-DW)	Associate Dean Code = 21290
		Nrsng	ADN (21310-DW)
RN to BSN (21320-DW)	NURS		
Vocational Nursing (21305-DW)	VNSG		

**Definitions for Determining Contact Hour Allocations by
Campus, Division, Associate Dean/Program Director & Department
Collin College
Fall 2021**

Change from Prior Year

Division	Assoc. Dean/Program Dir./Department	Courses
Fine Arts & Education	Tercero (23110)	
	Commercial Music (DW)	MUSB, MUSC, MUSP
	Dance	DANC (excludes online)
	Music	MUAP, MUEN, MUSI (excludes online)
	Theater (DW)	DRAM (excludes online)
	Bohanna (23120)	
	Art	ARTS (excludes ARTS 1313, 2348, 2356 & 2357; excludes online)
		ARTC; IMED 1316, 2301, 2313, & 2315 (see Computer Systems for additional IMED); UXUI 1370 & 1371
	Communication Design (DW)	
	Early Childhood Education	CDEC; TECA
	EDUC Learning Frameworks	EDUC1100 & EDUC1300 (excludes online)
	Education	EDUC (excludes EDUC1100 & EDUC1300; excludes online)
	Photography	ARTS 1313, 2348, 2356, 2357 (excludes online); PHTC
Plano Campus Humanities & Business	Hughes (23210)	
	Accounting	ACCT (excludes online)
	Banking (DW)	BNKG; BUSA 1313 & 1315; BUSG1304
	Business	BUSI (excludes online)
	Communications	COMM (excludes online)
	Economics	ECON (excludes online)
	Human Resources Management (DW)	HRPO
	Humanities	HUMA (excludes online)
	Insurance Management (DW)	INSR
	Speech	SPCH (excludes online)
	Fischer (23220)	
	American Sign Language/IPPD (DW)	SGNL, SLNG
	Asian Languages	CHIN, JAPN (excludes online)
	Developmental Mathematics	MATH (less than 1000-level), NCBM
	ESL (DW)	ESLC, ESLG, ESLR, ESLS, ESLV, ESLW, ESLX
	Foreign Languages	ARAB, FREN, GERM, ITAL, RUSS (excludes online)
	Marketing (DW)	MRKG; BUSG 2309 & 2371; IBUS1354
	Spanish	SPAN (excludes online)
	Andrews (23230)	
	English	ENGL (excludes online)
	Philosophy	PHIL (excludes online)
	Reading & Writing	INRW, NCBI, NCBR, NCBW

**Definitions for Determining Contact Hour Allocations by
Campus, Division, Associate Dean/Program Director & Department
Collin College
Fall 2021**

Change from Prior Year

Division	Assoc. Dean/Program Dir./Department	Courses	
Plano Campus	Mathematics & Sciences	Weatherford (23310)	
		Astronomy	PHYS1403 & PHYS1404 (excludes online [see Physics])
		Environmental Science	ENVR (excludes online)
		Geology	GEOG (excludes online)
		Mathematics	MATH (1000-level & higher; excludes online)
		Physics	PHYS (excludes PHYS1403 PHYS1404; excludes online)
		Ramsey (23320)	
		Anatomy & Physiology	BIOL2401, BIOL2402, BIOL2404 (excludes online)
		Anthropology	ANTH (excludes online)
		Biology	BIOL (excludes 1322, 1323, 2401, 2402, 2404; excludes online), BITC
		Chemistry	CHEM (excludes online)
		Kinesiology	KINE (excludes KINE1336; excludes online)
		Nutrition	BIOL1322 & BIOL1323 (excludes online)
		Sociology	SOCI (excludes online)
		O'Quin (23340)	
		EDUC Learning Frameworks	EDUC1100 & EDUC1300 (excludes online)
		History	HIST, GEOG (excludes online)
		Political Science	GOVT (excludes online)
		Psychology	PSYC (excludes online)
		Venuto (23340)	
		CA Art	ARTS (HSDC off-campus only; excludes online)
		CA Biology	BIOL (HSDC only; excludes online)
		CA Economics	ECON (HSDC only; excludes online)
		CA EDUC Learning Frameworks	EDUC1100 & EDUC1300 (excludes online)
		CA English	ENGL (HSDC only; excludes online)
		CA History	HIST (HSDC only; excludes online)
		CA Mathematics	MATH (1000-level & higher, HSDC only; excludes online)
		CA Political Science	GOVT (HSDC only; excludes online)
		CA Psychology	PSYC (HSDC off-campus only; excludes online)
		CA Spanish	SPAN (HSDC off-campus only; excludes online)
		CA Speech	SPCH (HSDC only; excludes online)

**Definitions for Determining Contact Hour Allocations by
Campus, Division, Associate Dean/Program Director & Department
Collin College
Fall 2021**

Change from Prior Year

Division	Assoc. Dean/Program Dir./Department	Courses	
Wylie Campus	Academic Affairs	Mulcahy (26110)	
		Accounting	ACCT (excludes online)
		Anatomy & Physiology	BIOL2401, BIOL2402, BIOL2404 (excludes online)
		Art	ARTS (excludes online)
		Biology	BIOL (excludes BIOL 1322, 1323, 2401, 2402, 2404, & online)
		Business	BUSI (excludes online)
		Chemistry	CHEM (excludes online)
		Developmental Mathematics	MATH (less than 1000-level), NCBM
		Economics	ECON (excludes online)
		EDUC Learning Frameworks	EDUC1100 & EDUC1300 (excludes online)
		Education	EDUC (excludes EDUC1100 & EDUC1300; excludes online)
		English	ENGL (excludes online)
		Environmental Science	ENVR (excludes online)
		Geology	GEOL (excludes online)
		History	HIST (excludes online)
		Humanities	HUMA (excludes online)
		Kinesiology	KINE (excludes online)
		Mathematics	MATH (1000-level & higher; excludes online)
		Music	MUAP, MUEN, MUSI (excludes online)
		Nutrition	BIOL1322 & BIOL1323 (excludes online)
		Philosophy	PHIL (excludes online)
		Photography	ARTS 1313, 2348, 2356, 2357 (excludes online); PHTC
		Physics	PHYS (excludes PHYS1403 PHYS1404; excludes online)
		Political Science	GOVT (excludes online)
		Psychology	PSYC (excludes online)
		Reading & Writing	INRW, NCBI, NCBR, NCBW
Sociology	SOCI (excludes online)		
Spanish	SPAN (excludes online)		
Speech	SPCH (excludes online)		
Wrkfr Educ	Agriculture (26300-DW)	AGCR; AGRI (excludes online); HALT	
	Veterinary Tech. (23400-DW)	VTHI	

Note: The abbreviation "(DW)" signifies that a dean/associate dean has District-wide responsibility for the associated discipline or disciplines. For disciplines not identified as (DW), the dean/associate dean has responsibility only for courses taught at their campus or at off-campus instructional sites assigned to their campus.

Campus, Dean, & Associate Dean/Program Director Codes for Determining Contact Hour Allocations
Collin College
Fall 2021

Color Codes

New since prior year
Missing Information

Site Group Designation	Campus Code	Dean	Dean Code	Assoc. Dean/ Director	Assoc. Dean Code	Program
Allen Technical Campus	24	Coffman	241	Smith, S.	71500	Auto/Collision Repair
King				Johnson, C.	71600	Construction
				Baweja	71700	Engineering Tech.
				Sanders	71900	HVAC/Welding
		Gainer	242	Walker	72000	
Frisco Campus	22	Richardson	221	Martin	22110	
Leverette				West	22120	
				Yates	22140	
				Cooper	22150	Frisco Collegiate Academy
		Mesch	222	Newman	22210	
				Szlachtowski	22220	
				Thurman	22130	
				Frenzel	22230	Cybersecurity
Celina Campus	22	Carter	224	Forrester	22410	
Leverette						
iCollin	??	Lee	???	Nugent	23700	
Johnson, A.						

Campus, Dean, & Associate Dean/Program Director Codes for Determining Contact Hour Allocations
Collin College
Fall 2021

Color Codes

New since prior year
Missing Information

Site Group Designation	Campus Code	Dean	Dean Code	Assoc. Dean/ Director	Assoc. Dean Code	Program
McKinney Campus	21	Evans	211	Belue	21110	
Smith, M.				Buggs	21120	
				Fair	21130	
		Millen	212	Head	21210	CE Health Science (Noncredit)
				Mock	21225	EMS
				McClellan	21230	Dental Hygiene
				Cox	21235	Physical Therapy Asst.
				Solis	21240	Respiratory Therapy
				Allen	21245	Polysomnographic Tech.
				Danton	21250	Health Information Mgt.
				Aboalam	21255	Pharmacy Tech.
				Chambers	21270	Diagn. Med. Sonography
				Westcott	21280	Activity Care Professional
				Westcott	21280	Health Professions
				Glapion	21290	Surgical Tech.
				Smith, D.	21295	Surgical Assisting
				Deutsch	21340	Medical Asst. Adv, Practice
		TBD	213	Matranga	21310	Associate Degree Nursing
				Lopes	21305	Vocational Nursing
				Veasy	21320	RN-BSN
Public Safety Training Center	21	Millen	212	McAuliff	21220	Fire Science
Smith, M.				Donaldson	21260	Law Enforcement (Noncredit)
Farmersville Campus	27	Hopes	271	Powell	21500	
Smith, M.						

Campus, Dean, & Associate Dean/Program Director Codes for Determining Contact Hour Allocations
Collin College
Fall 2021

Color Codes

New since prior year
Missing Information

Site Group Designation	Campus Code	Dean	Dean Code	Assoc. Dean/ Director	Assoc. Dean Code	Program
Plano Campus	23	Tinnen	231	Tercero	23110	
Barnes-Tilley, M				Bohanna	23120	
		Wang	232	Hughes	23210	
				Fischer	23220	
				Andrews	23230	
		Streater	233	Weatherford	23310	
				Ramsey	23320	
				O'Quin	23330	
				Venuto	23340	Plano Collegiate Academy
Wylie Campus	26	Babcock	261	Mulcahy	26110	
McRae				Thornton	26300	Agriculture
				Cummings	26400	Veterinary Tech.

Color Codes

New since prior year
Missing Information

Appendix N
Real Estate Speaker Series Flyers

- January 28, 2019
- February 26, 2019
- March 27, 2019
- April 25, 2019
- June 24, 2019
- July 30, 2019
- September 9, 2019
- October 8, 2019
- November 13, 2019
- January 28, 2020
- March 4, 2020
- April 22, 2020
- June 23, 2020
- July 20, 2020
- September 16, 2020
- October 7, 2020
- November 9, 2020
- February 4, 2021
- March 3, 2021
- April 19, 2021
- June 15, 2021
- July 27, 2021
- September 7, 2021
- October 21, 2021
- February 3, 2022
- April 13, 2022
- June 13, 2022
- September 1, 2022
- September 28, 2022

Collin College Real Estate


2019 Speaker Series

- Join the Collin College Real Estate department for the inaugural 2019 Speaker Series event
- Featured speaker: Real Estate Appraiser Matt Hall with Todd Property Advisors in Frisco
- Lunch will be provided by Coldwell Banker DFW
- Space is limited so pre-registration will be required

Jan. 28 / Noon
Frisco Campus
H231

Contact Information

Professor Bart McLeroy
rmcleroy@collin.edu





Collin College Real Estate

2019 Speaker Series

- Join the Collin College Real Estate department for the second 2019 Speaker Series Event
- Featured Speaker: Trey Kline, CCIM, Senior Transaction Manager at Cushman & Wakefield
- Space is limited so please re-register at bit.ly/CCRE226

Feb. 26 / Noon
Frisco Campus
H237

Contact Information

Professor Bart McLeroy

RMcLeroy@collin.edu



Collin College Real Estate


2019 Speaker Series

- Join the Collin College Real Estate department at its upcoming Speaker Series event
- Featured speaker: J.R. Russell with Fathom Realty
- Space is limited so please pre-register at bit.ly/CCRE327 or scan the QR code below

Mar. 27 / Noon
Frisco Campus
H231

Contact Information

Professor Bart McLeroy
RMcLeroy@collin.edu





Collin College Real Estate



2019 Spring Speaker Series

- Join the Collin College Real Estate department for the final 2019 Spring Speaker Series Event
- Featured Speaker: Greg Roberts with RE/MAX Premier Group
- Space is limited so please re-register at bit.ly/CCRE425

**April 25 / Noon
Frisco Campus
H238**

Contact Information

Professor Bart McLeroy

RMcLeroy@collin.edu





Collin College Real Estate

2019 Summer Speaker Series

- Join the Collin College Real Estate department at its first of two 2019 Summer Speaker Series Events
- Have you ever wondered what exactly a Realtor board does? Come meet the team from the Collin County Association of Realtors and find out!
- Space is limited so please re-register at bit.ly/CCRE624

June 24 / Noon
Frisco Campus
H209

Contact Information

Professor Bart McLeroy

RMcLeroy@collin.edu



Collin College Real Estate


2019 Summer Speaker Series

- Join the Collin College Real Estate department at its second of two Summer Speaker Series Events
- Are you interested in the potential of foreclosed properties as an investment?
- Hear from Collin College alum Kevin Alaimo, who has built a successful career handling REO properties
- Space is limited so please pre-register at bit.ly/CCRE730

July 30 / Noon
Frisco Campus
H209

Contact Information

Professor Bart McLeroy
RMcLeroy@collin.edu





Collin College Real Estate

2019 Fall Speaker Series

- Join the Collin College Real Estate department at its first of three 2019 Fall Speaker Series Events
- Come learn about the field of property management with representatives from the Dallas chapter of the Building Owners and Managers Association (BOMA)
- BOMA student membership comes with opportunities to learn, network, and potentially earn scholarships!
- Space is limited so please re-register at bit.ly/CCRE909

September 9th / Noon
Frisco Campus
H208

Contact Information

Professor Bart McLeroy

RMcLeroy@collin.edu



Collin College Real Estate


2019 Fall Speaker Series

- Join the Collin College Real Estate department at its second of three Fall Speaker Series Events
- Are you interested in knowing more about mortgage lending and how it impacts your brokerage clients?
- Hear from Collin College Real Estate Advisory Committee member Brad Boswell with Town Square Mortgage & Investments
- Space is limited so please pre-register at bit.ly/CCRE108

Oct. 8 / Noon
Frisco Campus
H238

Contact Information

Professor Bart McLeroy
RMcLeroy@collin.edu




**COLLIN
COLLEGE**
collin.edu



Collin College Real Estate

2019 Fall Speaker Series

- Join the Collin College Real Estate department at its final 2019 Fall Speaker Series Event
- Come learn about title companies, what they do (and don't do), and their relationship to real estate brokerage with Howard Fuerst from Fidelity National Title
- Space is limited so please re-register at bit.ly/CCRE1113

November 13th / Noon
Frisco Campus
H249

Contact Information

Professor Bart McLeroy

RMcLeroy@collin.edu



Collin College Real Estate

2020 Spring Speaker Series

- Join the Collin College Real Estate department at its first of three Spring Speaker Series Events
- Are you interested in knowing more about residential real estate practice?
- Want to hear about proven strategies for finding and building your book of business?
- Hear from Collin College Real Estate Advisory Committee member Greg Roberts with RE/MAX in Frisco

Jan. 28 / Noon
Frisco Campus
H209

Contact Information

Professor Bart McLeroy
RMcLeroy@collin.edu





Collin College Real Estate

2020 Spring Speaker Series

- Join the Collin College Real Estate department at the second of three 2020 Spring Speaker Series Events
- Come learn about real estate inspectors, what they do, and their vital role in the real estate transaction
- Learn about common issues that come up in inspections, and what buyers and sellers need to know about them
- Hear from Collin College's own Sammy Bickham, one of the state's most experienced real estate inspectors

March 4 / Noon
Frisco Campus
H209

Contact Information

Professor Bart McLeroy

RMcLeroy@collin.edu



Collin College Real Estate

2020 Spring Speaker Series

- Join the Collin College Real Estate department at its final Spring Speaker Series Event
- Are you interested in real estate, but not in sales?
- Do you want to know about other ways to use a real estate license beyond traditional brokerage?
- Hear from Collin College Real Estate Professor Bart McLeroy on how to “Make Money in Real Estate Using This One Simple Trick! (Have a Real Estate License)”.

April 22 / 1 PM
Live on Zoom!


Meeting ID: 923 3029 1462

Password: 035257

Contact Information

Professor Bart McLeroy

RMcLeroy@collin.edu



Collin College Real Estate

2020 Summer Speaker Series

- Join the Collin College Real Estate department at the first of two Summer Speaker Series Events
- Learn about real estate inspectors, what they do, and their role in the real estate transaction
- See common issues that come up in inspections and what buyers and sellers need to know about them
- Hear from Collin College's own Sammy Bickham, one of the state's most experienced real estate inspectors

June 23 / Noon Live on Zoom!


Meeting ID: 985 2382 5194

Password: 083418

Contact Information

Professor Bart McLeroy

RMcLeroy@collin.edu





Collin College Real Estate

2020 Summer Speaker Series

- Join the Collin College Real Estate department at the final 2020 Summer Speaker Series Event
- Come learn about real estate appraisal and its vital role in the real estate transaction
- Our speaker will be Matt Hall with Todd Property Advisors in Frisco

July 20 / Noon Live on Zoom!

Meeting ID: 959 6384 6901

Password: 202091

Contact Information

Professor Bart McLeroy

RMcLeroy@collin.edu



Collin College Real Estate

2020 Fall Speaker Series

- Join the Collin College Real Estate department at the first of three Fall Speaker Series Events
- Learn about role that real estate professionals play in their community and in advocating for their profession at all levels of government
- Hear from Adam Majorie, Chief Advocacy Officer at the Collin County Association of Realtors

Sept. 16 / 2 PM
Live on Zoom!


Meeting ID: 970 8589 3286

Password: 089214

Contact Information

Professor Bart McLeroy

RMcLeroy@collin.edu





Collin College Real Estate

2020 Fall Speaker Series

- Join the Collin College Real Estate department at the second of three Fall Speaker Series Events
- Learn about strategies and considerations involved in finding a sponsoring broker after you get your license
- Our speakers will be recent Collin College Real Estate graduates – learn from their experiences!

Oct. 7 / 1 PM
Live on Zoom!

Meeting ID: 898 4097 2363

Passcode: 186701

Contact Information

Professor Bart McLeroy

RMcLeroy@collin.edu





Real Estate Speaker Series

WHAT:

Join the Real Estate department for the final Fall 2020 speaker series event

WHY:

Learn about the wide variety of careers available in the Commercial Real Estate industry

WHO:

Commercial Real Estate industry veterans
Jim Struble and Bill Cox



Monday, Nov. 9



Live on Zoom

bit.ly/119speaker



NOON



Real Estate Speaker Series

WHAT:

Join the Real Estate department for the first of three Spring 2021 speaker series events

WHY:

Learn about the wide variety of careers available in the Commercial Real Estate industry

WHO:

Jeremy Harris and Jenee' Harris with J2 Commercial Real Estate Group



Thursday, Feb. 4



Live on Zoom

bit.ly/feb4speaker



1:00 PM





Real Estate Speaker Series

WHAT:

Join the Real Estate department for the 2nd of three Spring 2021 speaker series events

WHY:

Learn about the role that home warranties play in a real estate transaction

WHO:

Tammi Burgee with Fidelity National Home Warranty



Wednesday, Mar. 3



Live on Zoom

bit.ly/mar3speaker



1:00 PM



Real Estate Speaker Series

WHAT:

Join the Real Estate department for the final Spring 2021 speaker series event

WHY:

Learn about founding and running a real estate firm from a Collin College Real Estate graduate!

WHO:

Kathy Pittman with Transcend Realty Group



Monday, April 19



Live on Zoom

bit.ly/419speaker



1:00 PM





Real Estate Speaker Series

WHAT:

Join the Real Estate department for the first of two Summer 2021 speaker series events

WHY:

Learn about land development and the steps required to take a project from initial stages to the finished product

WHO:

Marc Zett, Director of Land Development at Pulte Group



Tuesday, June 15



Live on Zoom

bit.ly/615speaker



1:00 PM





Real Estate Speaker Series

WHAT:

Join the Real Estate department for the final Summer 2021 speaker series event

WHY:

Learn about some of the many professional opportunities that come with having a real estate license

WHO:

Professor Bart McLeroy



Tuesday, July 27



Live on Zoom

bit.ly/727speaker



1:00 PM





Real Estate Speaker Series

WHAT:

Join the Real Estate department for the first of three Fall 2021 speaker series events

WHY:

Many prospective agents get into real estate because they want to invest. Hear from an agent who did just that, and decide if you want to pursue investing.

WHO:

Dave Homyak, real estate agent & investor



Tuesday, Sept. 7



Live on Zoom

bit.ly/907speaker



1:00 PM





Real Estate Speaker Series

WHAT:

Join the Real Estate department for the second of three Fall 2021 speaker series events

WHY:

Learn about the challenges and opportunities that new agents encounter during their first year of licensing.

WHO:

Terri Macaluso,
Managing Broker,
Coldwell Banker
Realty in Frisco



Thursday, Oct. 21



Live on Zoom

bit.ly/1021speaker



1:00 PM





Real Estate Speaker Series

WHAT:

Join the Real Estate department for the first of three Spring 2022 speaker series events

WHY:

Learn about the challenges and opportunities in home construction and the affordable housing sector

WHO:

Meredith Siegel,
Construction Project
Manager at Merced
Housing Texas



Thursday, Feb. 3



Live on Zoom

bit.ly/203speaker



2:00 PM





Real Estate Speaker Series

WHAT:

Join the Real Estate department for the final Spring 2022 speaker series event

WHY:

Learn about the role of the title company in a real estate transaction, and career opportunities in this field

WHO:

Marc Miller,
President of
Secured Title of
Texas



Wednesday, Apr. 13



Live on Zoom

bit.ly/413speaker



2:00 PM





Real Estate Speaker Series

WHAT:

Join the Real Estate department for the first Summer 2022 speaker series event

WHY:

Learn about the apartment locating side of the real estate industry, and about career opportunities in this field

WHO:

Meghan Almond
with Smart City
Locating



Monday, June 13



Live on Zoom

bit.ly/613speaker



2:00 PM





Real Estate Speaker Series

WHAT:

Join the Real Estate department for the first Fall 2022 speaker series event

WHY:

Learn about the Collin College Real Estate Certificate & Associate Degree programs, scholarship opportunities, and more!

WHO:

Suzette Ricketts, program coach and Prof. Bart McLeroy



Thursday, Sept. 1



Live on Zoom

addy.re/0901speaker



1:00 PM





Real Estate Speaker Series

WHAT:

Join the Real Estate department for the second Fall 2022 speaker series event

WHY:

Learn about the importance of financial literacy in the world of real estate and mortgage lending

WHO:

Natalie Kime,
WealthWave
Financial



Wednesday, Sept. 28



Live on Zoom



1:00 PM

Zoom Meeting info

Direct Link:

addy.re/0928speaker

Meeting ID: 815 1602 5292

Passcode: 298598



**COLLIN
COLLEGE**

collin.edu



Assessment Plan for Workforce and FOS Programs

Program/Track Name: Real Estate Management

Description of Program-Level Learning Outcomes

Please indicate the Program Learning Outcomes for the degree, degree track, or certificate below:

Program-Level Learning Outcomes	
Program Learning Outcome 1:	Demonstrate an understanding of the requirements of real estate regulations.
Program Learning Outcome 2:	Demonstrate a basic knowledge of real estate contract law.
Program Learning Outcome 3:	Describe the various types of financing techniques and programs available to real estate purchasers and how government financing regulations play a role.
Program Learning Outcome 4:	Describe how to represent clients as a fiduciary and communicate professionally with clients, customers, and other real estate stakeholders.

Section I: Technical Courses

For all technical courses in the program, indicate in the table on the following page whether and/or how the course will support the program learning outcomes. You should include courses outside your discipline area and work collaboratively with those disciplines to determine whether and/or how those course(s) will support the program learning outcomes. **Please note** that it is understandable if courses from outside the discipline do not assess the program-level learning outcomes and serve only to introduce, practice and/or emphasize the program outcomes. It is also possible that technical courses outside of your discipline may not directly support the specific program-level learning outcomes you have identified.

How to complete the program map:

For each technical course in your program, please indicate whether any program-level learning outcome is introduced to students (I), practiced by students (P), emphasized for students (E), or formally assessed (A).

For example, if course WXYZ 1234 introduces students to one of the program outcomes, then enter "I" for that specific program outcome in the appropriate column. Please note that a course can be "I", "P", "E" and/or "A" in any program outcome. The labels in the following table apply SOLELY to the program level learning outcomes defined above. (It is NOT necessary for every course to address a program level learning outcome, and it is NOT necessary that Assessment or program level learning outcomes occur in every course.)

Program Map ▼

I=Introduced P=Practiced E=Emphasized A=Assessed

Program Courses	Program Learning Outcome 1	Program Learning Outcome 2	Program Learning Outcome 3	Program Learning Outcome 4
RELE-1338	I,P,E		I,P,E	I,E
RELE-1301	I,P,E,A	I		I
RELE-1311	E	I,P,E		
RELE-1300	E	I,P,E,A		
RELE-1319	I	I	I,P,E,A	
RELE-2301	P,E	I,P		I,P,E,A
RELE-1321	P			I
RELE-1325		P,E	P,E	
BUSG-2309	I			E
BMGT-1305				E
MRKG-1301	I			I
MRKG-2349				I

Assessment Plan for Program Learning Outcomes

Review existing assessment methods and current practices for collecting/gathering student data to identify direct (and possibly indirect methods of assessment). Remember that the data will need to be gathered, analyzed, and used to support the program's continuous improvement processes.

Note: Because courses from other disciplines already have assessment plans in place, they do not have to be included in this assessment plan. Nonetheless, proposers must work collaboratively with these other disciplines to stay current and up-to-date with the assessment plans in these courses.

Program-Level Learning Outcome (e.g. Students will describe the impact of various cultures on American cuisine.)	Assessment Measure(s) and Where Implemented in Curriculum – Description of Instrument(s)/ process(es) used to measure results and indication of where the assessment will be collected in curriculum. (e.g. Essay on Cultural influences on American cuisine in CUIS 1300.)	Targets- Level of Success Expected (e.g. 80% of students score 2.5 or better on rubric for essay on cultures and cuisine.)
<p>PLO#1: Demonstrate an understanding of the requirements of Real Estate regulations.</p>	<p>The final exam in RELE 1301-Principles of Real Estate I includes test questions covering licensing requirements for agents and brokers, concepts of laws and regulations including the Texas Real Estate License Act, federal fair housing, ethics of practice, conveyance of real property, legal descriptions, and evidence of ownership.</p>	<p>70% of students who attempt the final exam will score 70% or above. <i>Note that all questions on this exam relate to this PLO.</i></p>
<p>PLO#2: Demonstrate a basic knowledge of real estate contract law.</p>	<p>The final exam in RELE-1300-Contract Forms and Addenda will test students on the elements of a contract, executed contracts, statute of frauds, remedies for default, unauthorized practice of law, rules relating to use of promulgated forms, and owner disclosure requirements. Students will be evaluated on completing contract documentation using promulgated forms and addenda.</p>	<p>70% of students who attempt the final exam will score 70% or above. <i>Note that all questions on this exam relate to this PLO.</i></p>
<p>PLO#3: Describe the various types of financing techniques and programs available to real estate purchasers and how government financing regulations play a role.</p>	<p>The final exam in RELE 1319-Real Estate Finance includes test questions covering monetary systems, types and sources of mortgage loans, federal programs and regulations, laws affecting mortgage lending, the lending process from application to closing including evaluation of buyer and real property using lender guidelines.</p>	<p>70% of students who attempt the final exam will score 70% or above. <i>Note that all questions on this exam relate to this PLO.</i></p>
<p>PLO#4: Describe how to represent clients as a fiduciary and communicate professionally with clients, customers, and other real estate stakeholders</p>	<p>The final exam in RELE-2301-Law of Agency will test students on the concept of client representation as a fiduciary including the types of client-agent relationships, agent authority, termination of agency, deceptive trade practices, employment law, listing and buying representation, required disclosure of agency relationships and duties to other stakeholders.</p>	<p>70% of students who attempt the final exam will score 70% or above. <i>Note that all questions on this exam relate to this PLO.</i></p>

RELE PLO Tracking
Fall 2022

Course	CRN	# Students	Students Attempting Final	Students Passing Final	% Passed
RELE 1300.200	14299 / 70053	26	22	15	68%
RELE 1300.201	14300 / 70055	16	14	14	100%
RELE 1300 Final Passed:					81%
RELE 1301.200	12016 / 70056	20	20	14	70%
RELE 1301.252	10304 / 70058	24	18	9	50%
RELE 1301.253	11258 / 70059	30	27	22	81%
RELE 1301.254	13327 / 70060	21	14	8	57%
RELE 1301.255	11475 / 70061	18	13	8	62%
RELE 1301.400	15595 / 70062	12	12	7	58%
RELE 1301.401	17835 / 70132	7	7	5	71%
RELE 1301.201	13074 / 70057	18	17	15	88%
RELE 1301 Final Passed:					69%
RELE 1319.250	17708 / 70125	23	21	15	71%
RELE 1319.252	13075 / 70068	24	22	17	77%
RELE 1319.251	18590 / 70694	13	10	5	50%
RELE 1319.200	11292 / 70066	23	15	12	80%
RELE 1319.203	15600 / 70067	17	17	14	82%
RELE 1319 Final Passed:					74%
RELE 2301.201	14442 / 70076	26	24	18	75%
RELE 2301.200	13291 / 70075	13	11	9	82%
RELE 2301.250	17709 / 70126	29	26	18	69%
RELE 2301 Final Passed:					74%