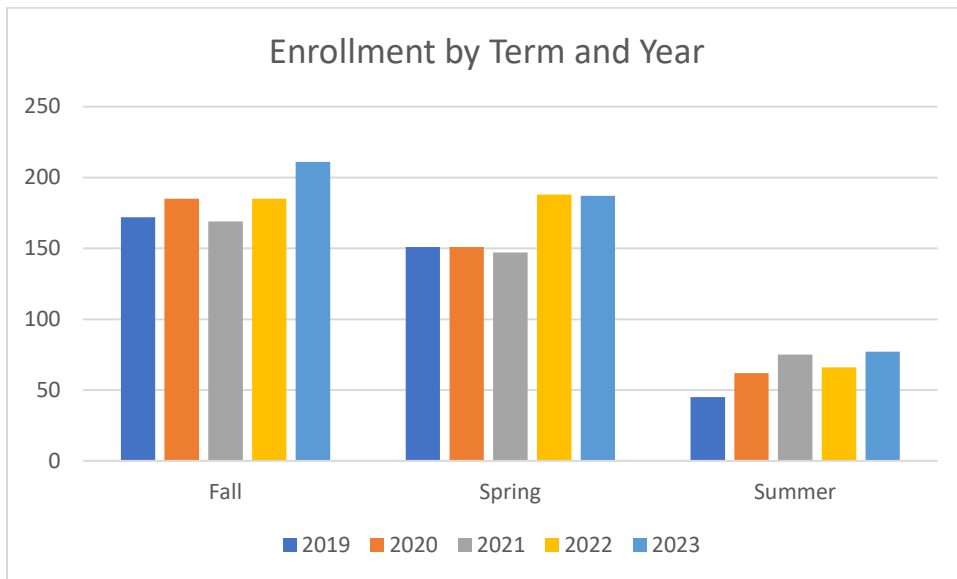


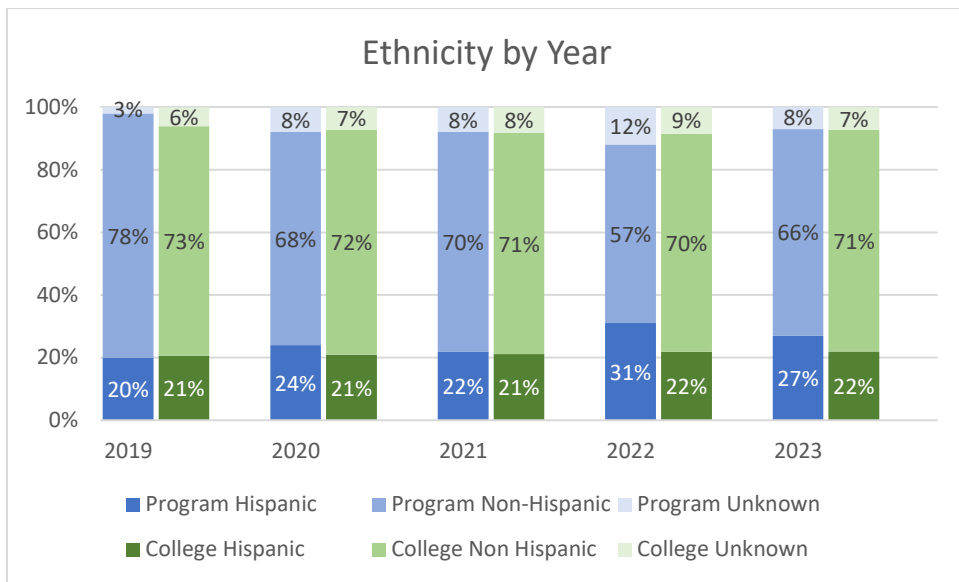
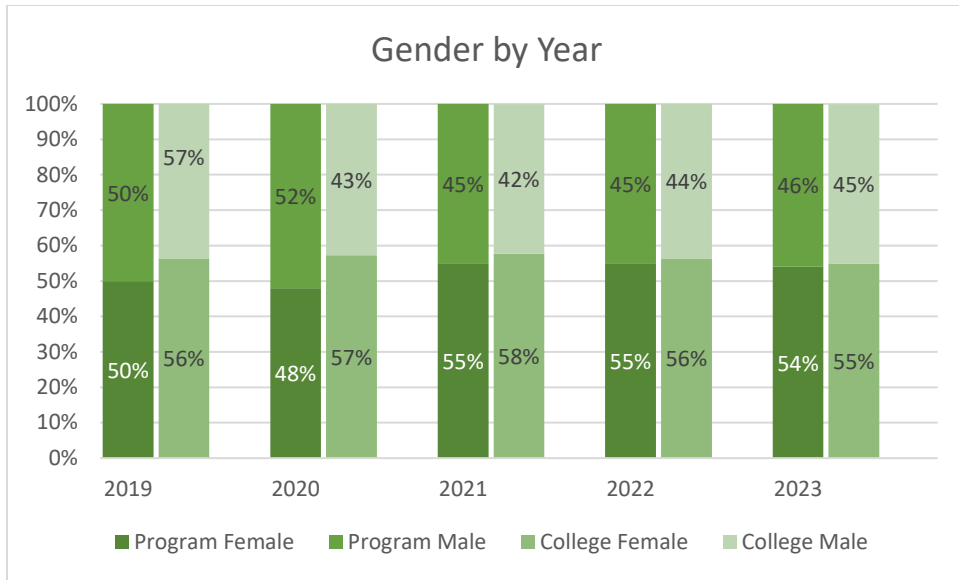
**Collin County Community College District  
Program Review 2023-2024**

Unduplicated Enrollment in Courses by Term  
Academic Years 2018-2019 through 2022-2023

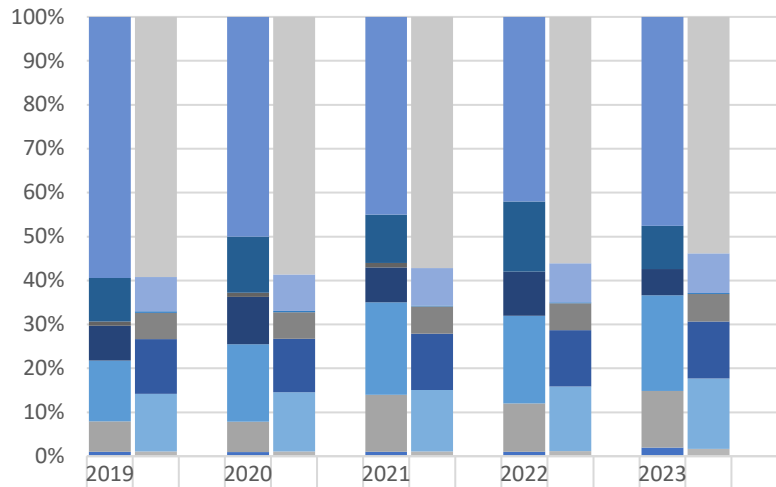
Term	Count of Enrolled Program Majors
<b>Academic Year 2017-2018</b>	
Fall 2018	172
Spring 2019	151
Summer 2019	45
<b>Academic Year 2018-2019</b>	
Fall 2019	185
Spring 2020	151
Summer 2020	62
<b>Academic Year 2019-2020</b>	
Fall 2020	169
Spring 2021	147
Summer 2021	75
<b>Academic Year 2020-2021</b>	
Fall 2021	185
Spring 2022	188
Summer 2022	66
<b>Academic Year 2021-2022</b>	
Fall 2022	211
Spring 2023	187
Summer 2023	77

*Note: Students counted for this measure were enrolled at Collin during the specified term and are identified based on their declared major in ZogoTech.*





### Race by Year



	2019	2020	2021	2022	2023
■ College White	59%	59%	57%	56%	54%
■ College Not Reported or Unknown	8%	8%	9%	9%	9%
■ College Native Hawaiian or Pacific Islander	0%	0%	0%	0%	0%
■ College Multiple Races	6%	6%	6%	6%	6%
■ College Black or African American	13%	12%	13%	13%	13%
■ College Asian	13%	14%	14%	15%	16%
■ College American Indian or Alaskan Native	1%	1%	1%	1%	2%
■ Program White	60%	51%	45%	42%	48%
■ Program Not Reported or Unknown	10%	13%	11%	16%	10%
■ Program Native Hawaiian or Pacific Islander	1%	1%	1%	0%	0%
■ Program Multiple Races	8%	11%	8%	10%	6%
■ Program Black or African American	14%	18%	21%	20%	22%
■ Program Asian	7%	7%	13%	11%	13%
■ Program American Indian or Alaskan Native	1%	1%	1%	1%	2%