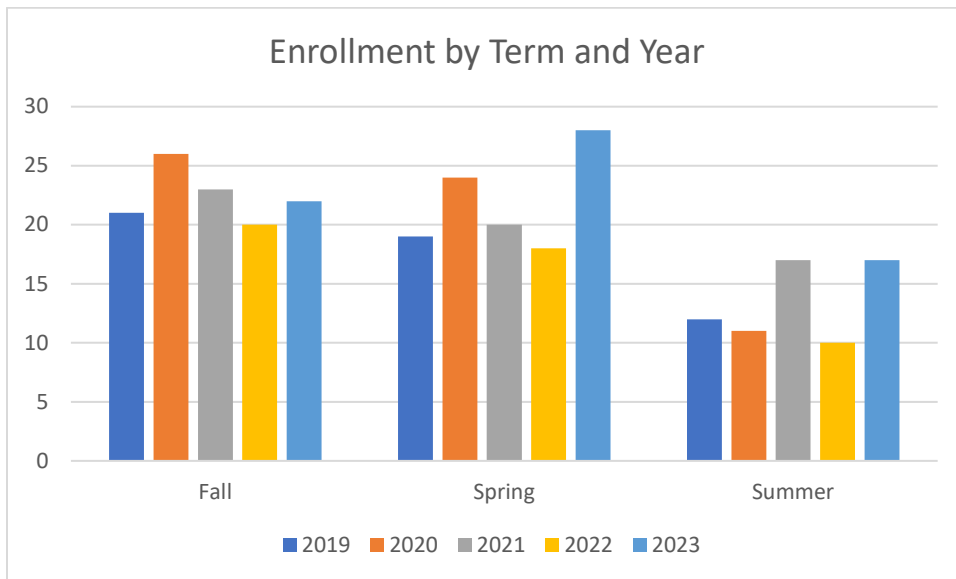


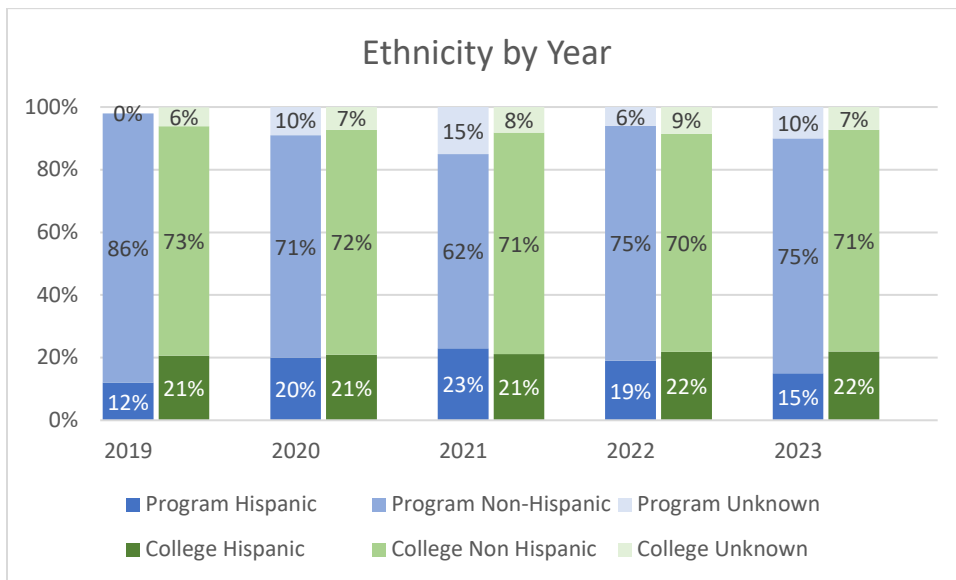
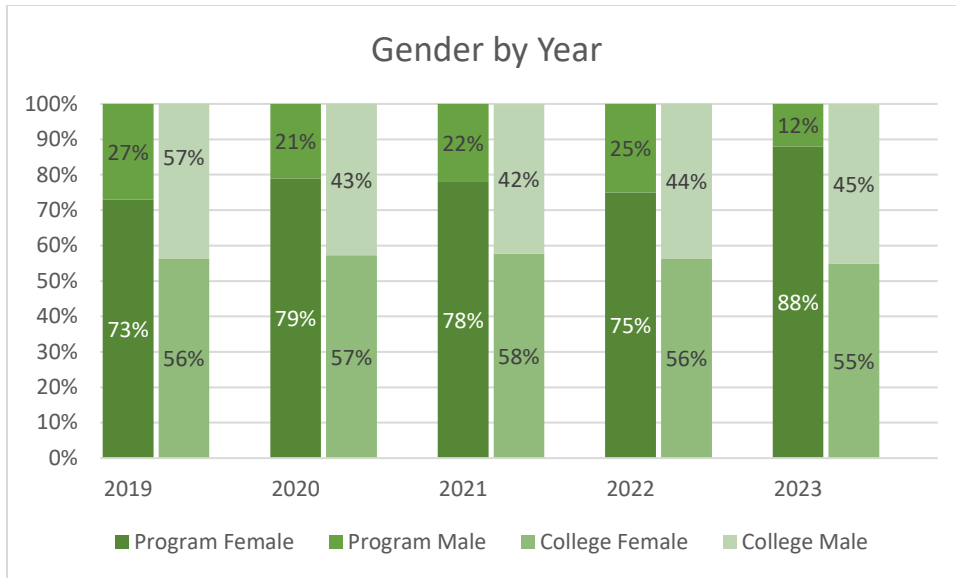
**Collin County Community College District
Program Review 2023-2024**

Unduplicated Enrollment in Courses by Term
Academic Years 2018-2019 through 2022-2023

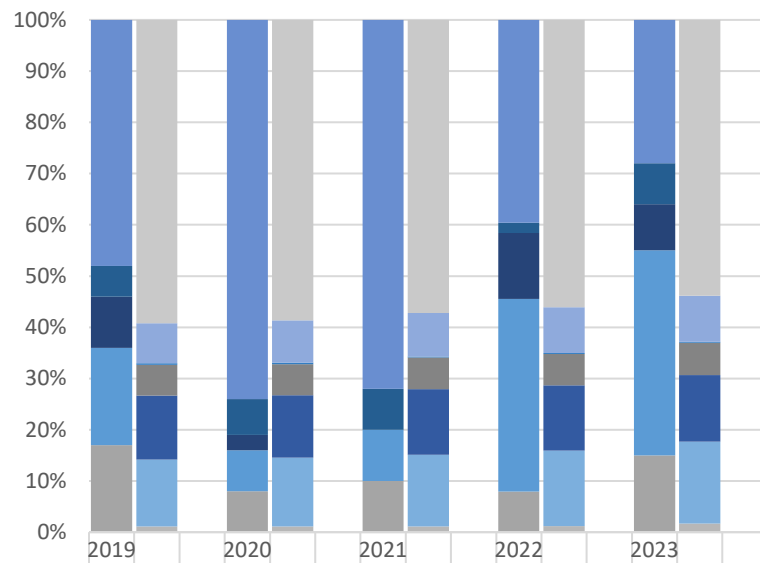
Term	Count of Enrolled Program Majors
Academic Year 2017-2018	
Fall 2018	21
Spring 2019	19
Summer 2019	12
Academic Year 2018-2019	
Fall 2019	26
Spring 2020	24
Summer 2020	11
Academic Year 2019-2020	
Fall 2020	23
Spring 2021	20
Summer 2021	17
Academic Year 2020-2021	
Fall 2021	20
Spring 2022	18
Summer 2022	10
Academic Year 2021-2022	
Fall 2022	22
Spring 2023	28
Summer 2023	17

Note: Students counted for this measure were enrolled at Collin during the specified term and are identified based on their declared major in ZogoTech.





Race by Year



	2019	2020	2021	2022	2023
College White	59%	59%	57%	56%	54%
College Not Reported or Unknown	8%	8%	9%	9%	9%
College Native Hawaiian or Pacific Islander	0%	0%	0%	0%	0%
College Multiple Races	6%	6%	6%	6%	6%
College Black or African American	13%	12%	13%	13%	13%
College Asian	13%	14%	14%	15%	16%
College American Indian or Alaskan Native	1%	1%	1%	1%	2%
Program White	48%	74%	72%	40%	28%
Program Not Reported or Unknown	6%	7%	8%	2%	8%
Program Native Hawaiian or Pacific Islander	0%	0%	0%	0%	0%
Program Multiple Races	10%	3%	0%	13%	9%
Program Black or African American	19%	8%	10%	38%	40%
Program Asian	17%	8%	10%	8%	15%
Program American Indian or Alaskan Native	0%	0%	0%	0%	0%