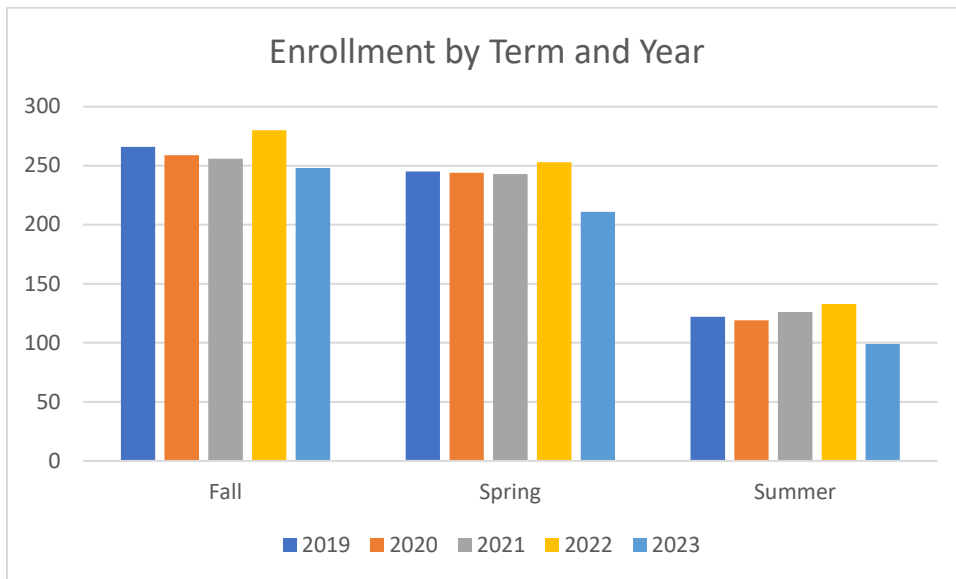


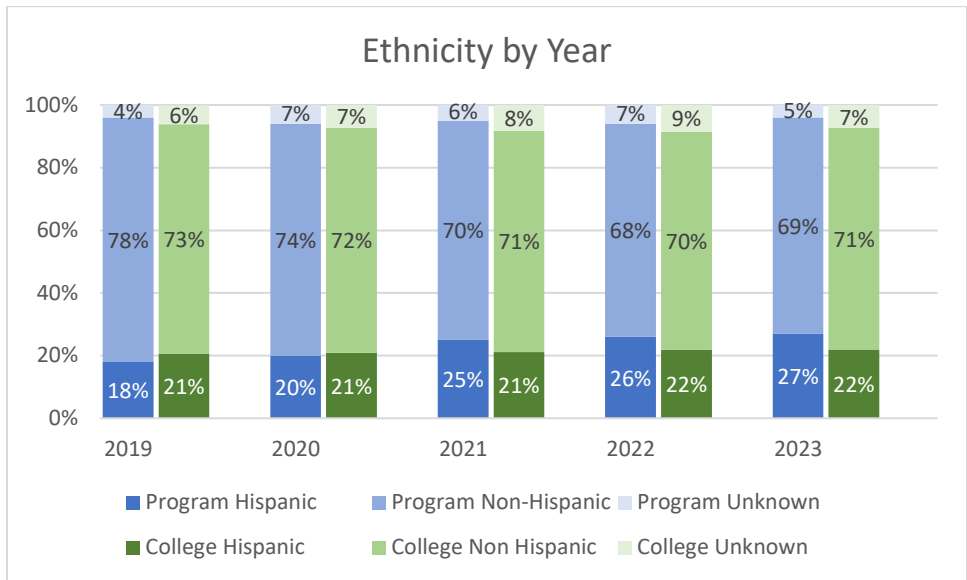
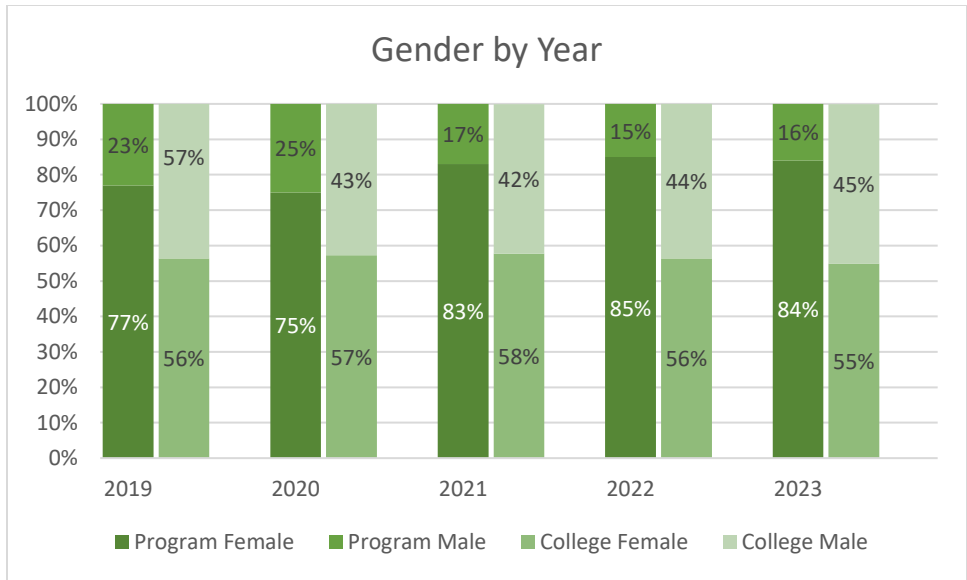
**Collin County Community College District  
Program Review 2023-2024**

Unduplicated Enrollment in Courses by Term  
Academic Years 2018-2019 through 2022-2023

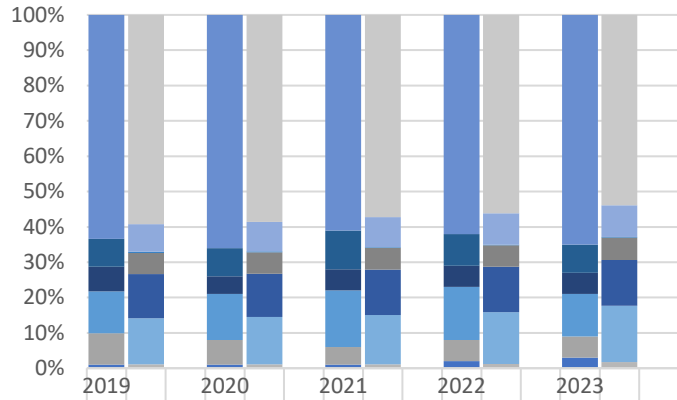
Term	Count of Enrolled Program Majors
<b>Academic Year 2017-2018</b>	
Fall 2018	266
Spring 2019	245
Summer 2019	122
<b>Academic Year 2018-2019</b>	
Fall 2019	259
Spring 2020	244
Summer 2020	119
<b>Academic Year 2019-2020</b>	
Fall 2020	256
Spring 2021	243
Summer 2021	126
<b>Academic Year 2020-2021</b>	
Fall 2021	280
Spring 2022	253
Summer 2022	133
<b>Academic Year 2021-2022</b>	
Fall 2022	248
Spring 2023	211
Summer 2023	99

*Note: Students counted for this measure were enrolled at Collin during the specified term and are identified based on their declared major in ZogoTech.*





### Race by Year



■ College White	59%	59%	57%	56%	54%
■ College Not Reported or Unknown	8%	8%	9%	9%	9%
■ College Native Hawaiian or Pacific Islander	0%	0%	0%	0%	0%
■ College Multiple Races	6%	6%	6%	6%	6%
■ College Black or African American	13%	12%	13%	13%	13%
■ College Asian	13%	14%	14%	15%	16%
■ College American Indian or Alaskan Native	1%	1%	1%	1%	2%
■ Program White	64%	66%	61%	62%	65%
■ Program Not Reported or Unknown	8%	8%	11%	9%	8%
■ Program Native Hawaiian or Pacific Islander	0%	0%	0%	0%	0%
■ Program Multiple Races	7%	5%	6%	6%	6%
■ Program Black or African American	12%	13%	16%	15%	12%
■ Program Asian	9%	7%	5%	6%	6%
■ Program American Indian or Alaskan Native	1%	1%	1%	2%	3%