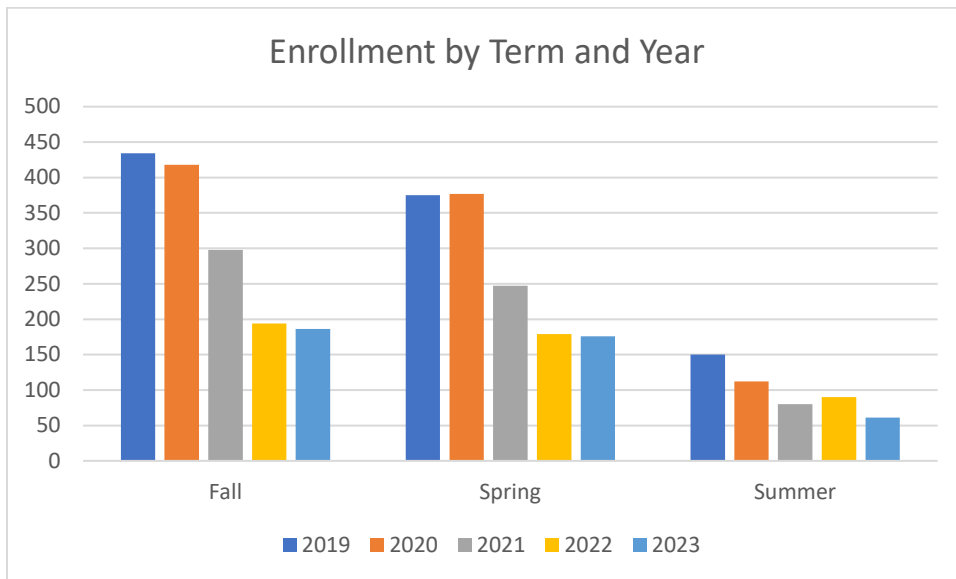


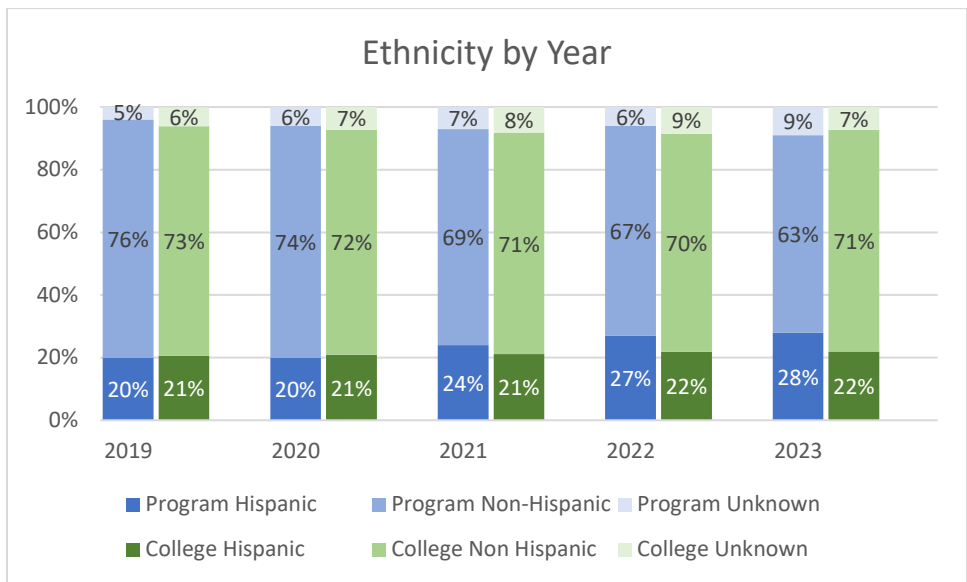
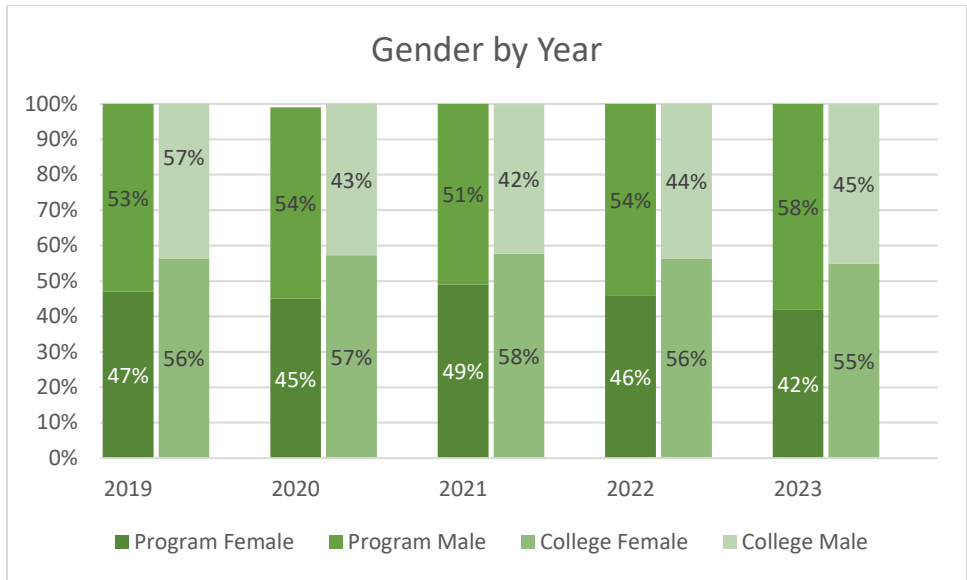
**Collin County Community College District
Program Review 2023-2024**

Unduplicated Enrollment in Courses by Term
Academic Years 2018-2019 through 2022-2023

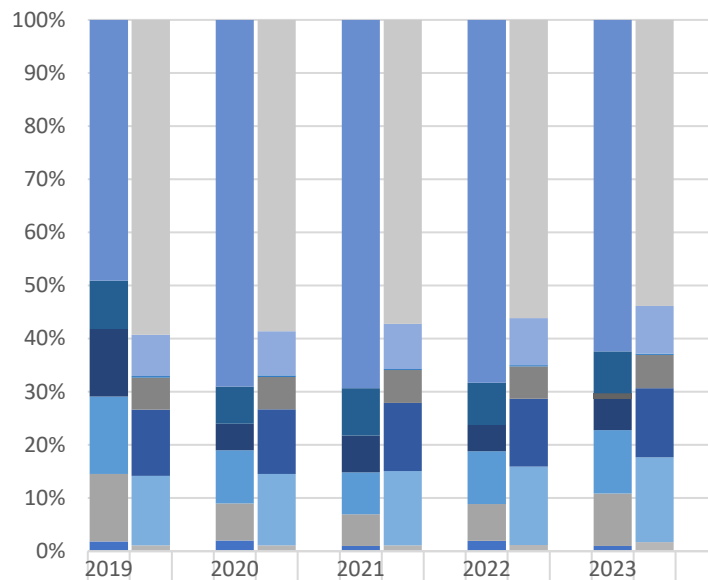
Term	Count of Enrolled Program Majors
Academic Year 2017-2018	
Fall 2018	434
Spring 2019	375
Summer 2019	150
Academic Year 2018-2019	
Fall 2019	418
Spring 2020	377
Summer 2020	112
Academic Year 2019-2020	
Fall 2020	298
Spring 2021	247
Summer 2021	80
Academic Year 2020-2021	
Fall 2021	194
Spring 2022	179
Summer 2022	90
Academic Year 2021-2022	
Fall 2022	186
Spring 2023	176
Summer 2023	61

Note: Students counted for this measure were enrolled at Collin during the specified term and are identified based on their declared major in ZogoTech.





Race by Year



College White	59%	59%	57%	56%	54%
College Not Reported or Unknown	8%	8%	9%	9%	9%
College Native Hawaiian or Pacific Islander	0%	0%	0%	0%	0%
College Multiple Races	6%	6%	6%	6%	6%
College Black or African American	13%	12%	13%	13%	13%
College Asian	13%	14%	14%	15%	16%
College American Indian or Alaskan Native	1%	1%	1%	1%	2%
Program White	27%	69%	70%	69%	63%
Program Not Reported or Unknown	5%	7%	9%	8%	8%
Program Native Hawaiian or Pacific Islander	0%	0%	0%	0%	1%
Program Multiple Races	7%	5%	7%	5%	6%
Program Black or African American	8%	10%	8%	10%	12%
Program Asian	7%	7%	6%	7%	10%
Program American Indian or Alaskan Native	1%	2%	1%	2%	1%