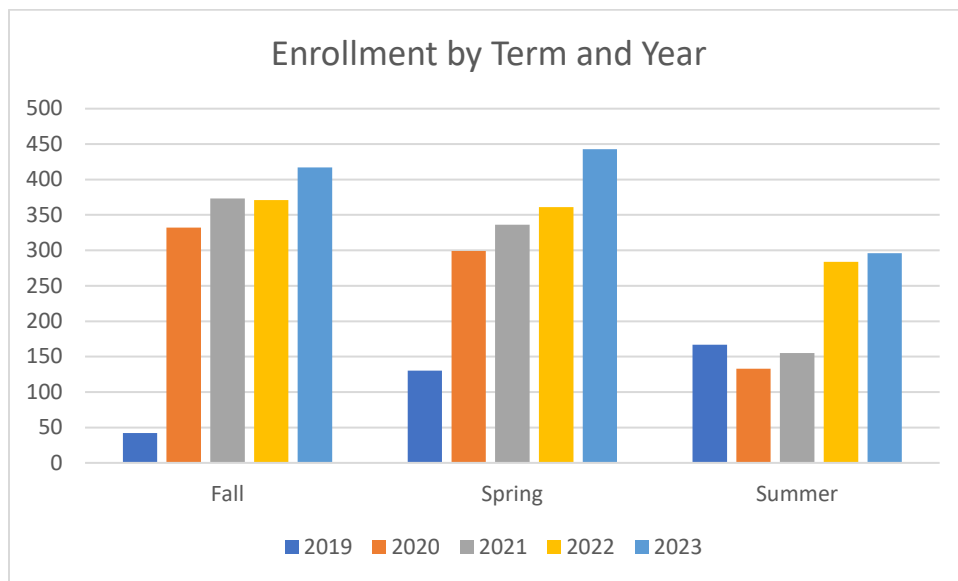


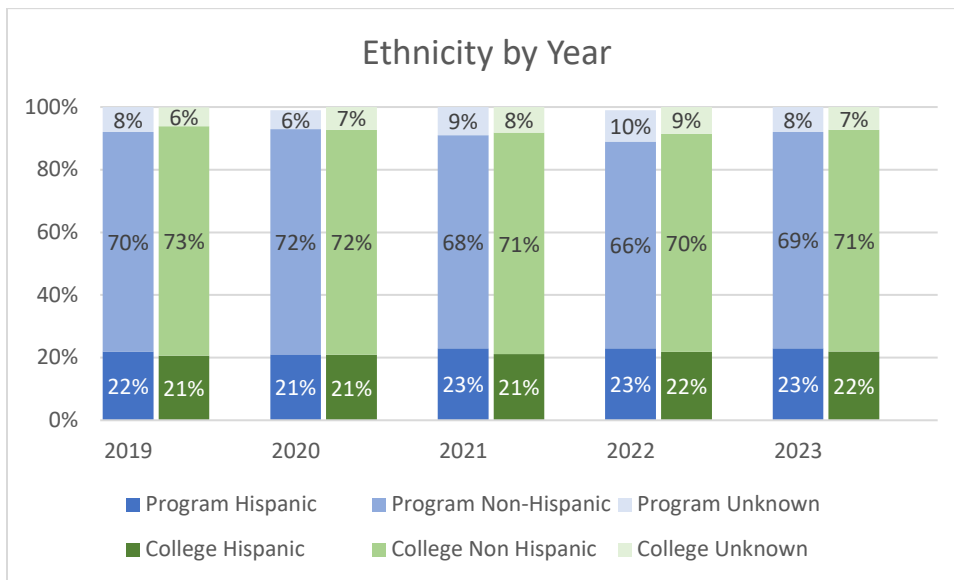
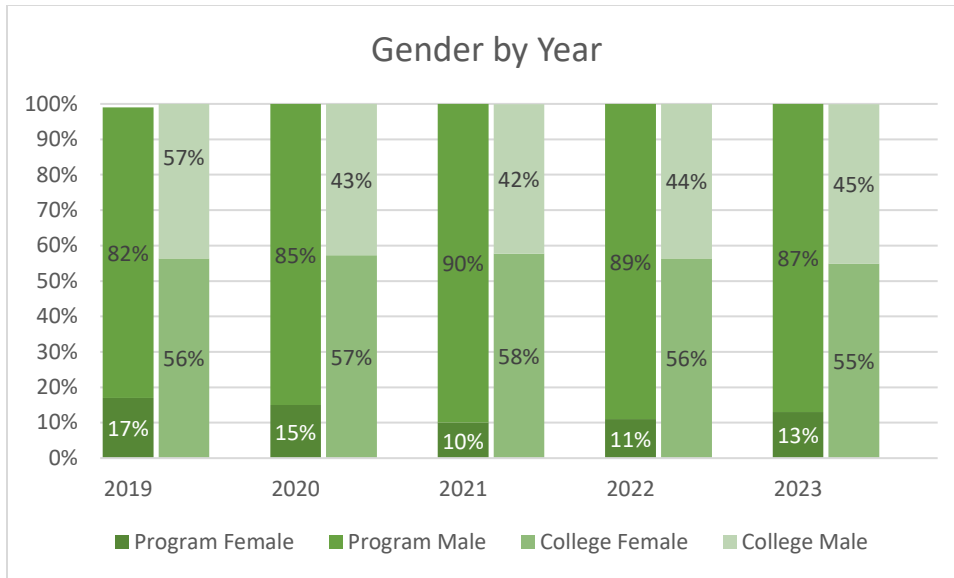
**Collin County Community College District
Program Review 2023-2024**

Unduplicated Enrollment in Courses by Term
Academic Years 2018-2019 through 2022-2023

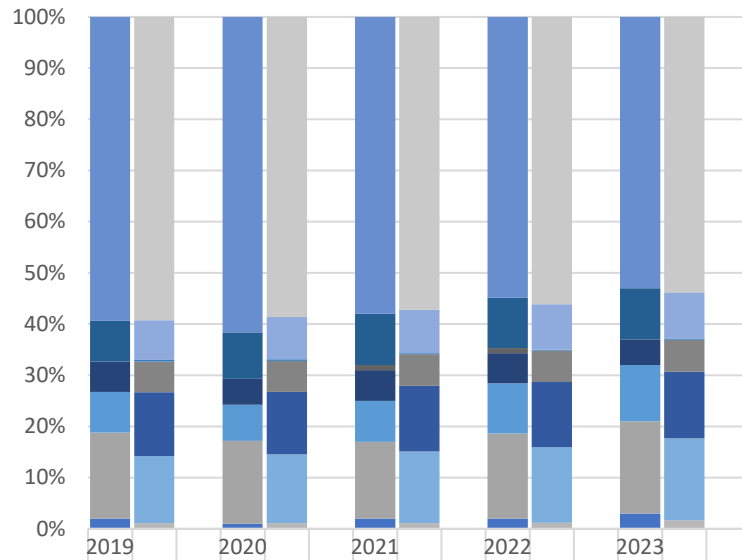
Term	Count of Enrolled Program Majors
Academic Year 2017-2018	
Fall 2018	42
Spring 2019	130
Summer 2019	167
Academic Year 2018-2019	
Fall 2019	332
Spring 2020	299
Summer 2020	133
Academic Year 2019-2020	
Fall 2020	373
Spring 2021	336
Summer 2021	155
Academic Year 2020-2021	
Fall 2021	371
Spring 2022	361
Summer 2022	284
Academic Year 2021-2022	
Fall 2022	417
Spring 2023	443
Summer 2023	296

Note: Students counted for this measure were enrolled at Collin during the specified term and are identified based on their declared major in ZogoTech.





Race by Year



	2019	2020	2021	2022	2023
College White	59%	59%	57%	56%	54%
College Not Reported or Unknown	8%	8%	9%	9%	9%
College Native Hawaiian or Pacific Islander	0%	0%	0%	0%	0%
College Multiple Races	6%	6%	6%	6%	6%
College Black or African American	13%	12%	13%	13%	13%
College Asian	13%	14%	14%	15%	16%
College American Indian or Alaskan Native	1%	1%	1%	1%	2%
Program White	60%	61%	58%	56%	53%
Program Not Reported or Unknown	8%	9%	10%	10%	10%
Program Native Hawaiian or Pacific Islander	0%	0%	1%	1%	0%
Program Multiple Races	6%	5%	6%	6%	5%
Program Black or African American	8%	7%	8%	10%	11%
Program Asian	17%	16%	15%	17%	18%
Program American Indian or Alaskan Native	2%	1%	2%	2%	3%