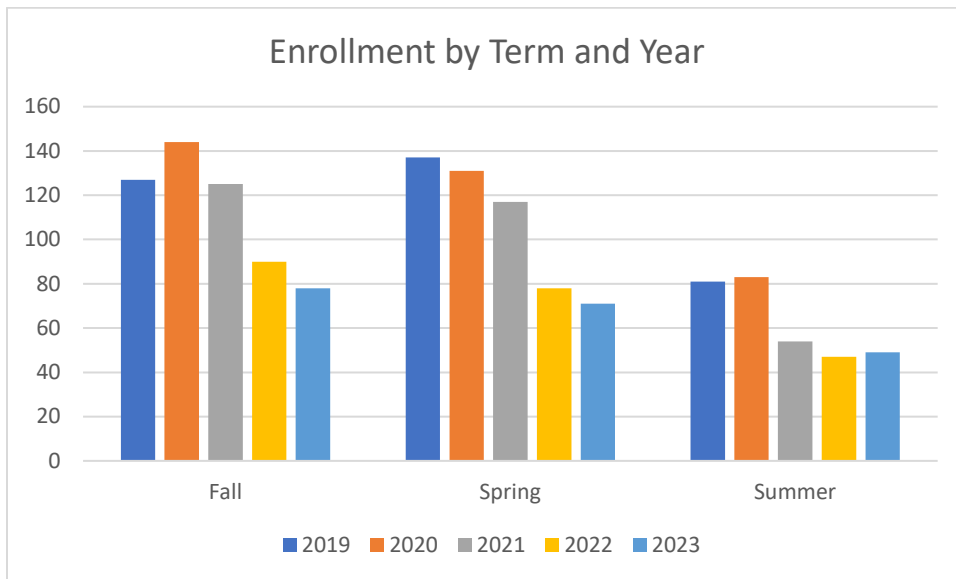


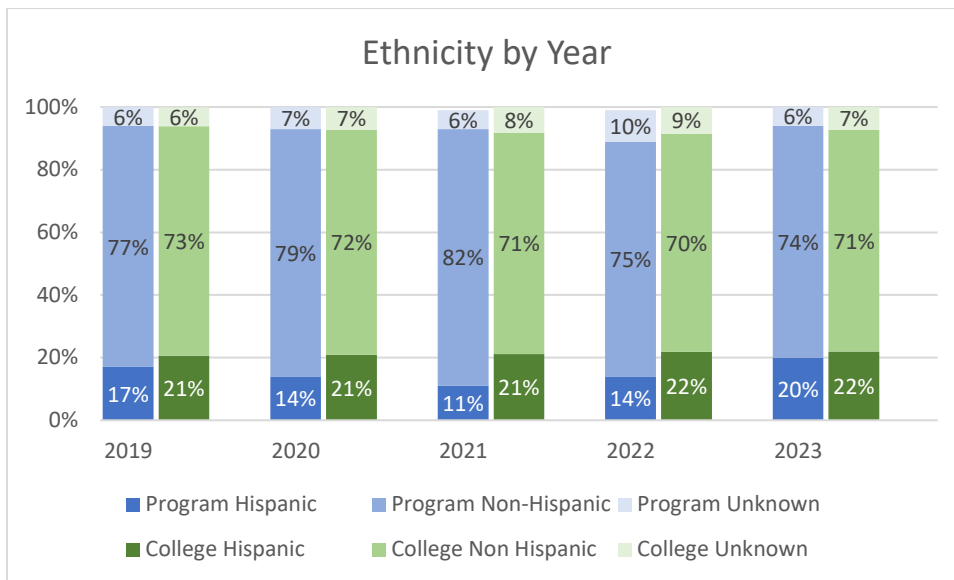
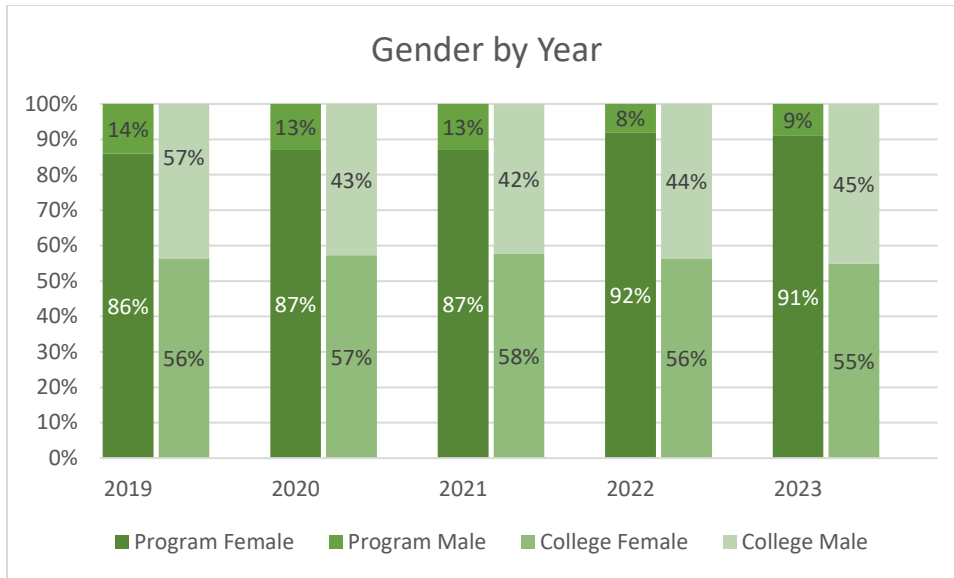
**Collin County Community College District
Program Review 2023-2024**

Unduplicated Enrollment in Courses by Term
Academic Years 2018-2019 through 2022-2023

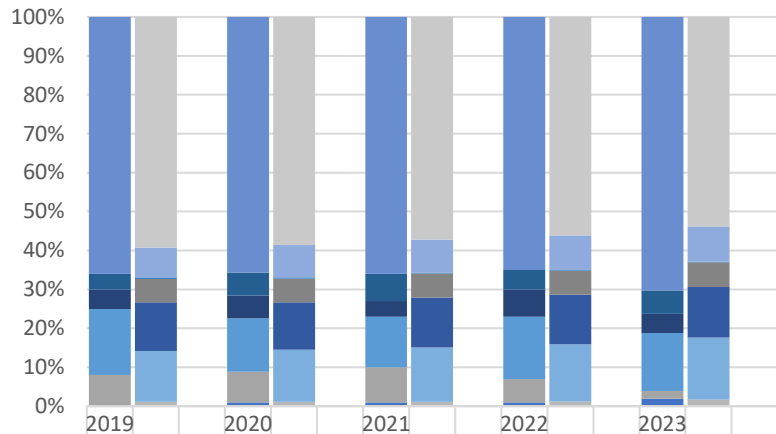
Term	Count of Enrolled Program Majors
Academic Year 2017-2018	
Fall 2018	127
Spring 2019	137
Summer 2019	81
Academic Year 2018-2019	
Fall 2019	144
Spring 2020	131
Summer 2020	83
Academic Year 2019-2020	
Fall 2020	125
Spring 2021	117
Summer 2021	54
Academic Year 2020-2021	
Fall 2021	90
Spring 2022	78
Summer 2022	47
Academic Year 2021-2022	
Fall 2022	78
Spring 2023	71
Summer 2023	49

Note: Students counted for this measure were enrolled at Collin during the specified term and are identified based on their declared major in ZogoTech.





Race by Year



College White	59%	59%	57%	56%	54%
College Not Reported or Unknown	8%	8%	9%	9%	9%
College Native Hawaiian or Pacific Islander	0%	0%	0%	0%	0%
College Multiple Races	6%	6%	6%	6%	6%
College Black or African American	13%	12%	13%	13%	13%
College Asian	13%	14%	14%	15%	16%
College American Indian or Alaskan Native	1%	1%	1%	1%	2%
Program White	66%	67%	66%	65%	71%
Program Not Reported or Unknown	4%	6%	7%	5%	6%
Program Native Hawaiian or Pacific Islander	0%	0%	0%	0%	0%
Program Multiple Races	5%	6%	4%	7%	5%
Program Black or African American	17%	14%	13%	16%	15%
Program Asian	8%	8%	9%	6%	2%
Program American Indian or Alaskan Native	0%	1%	1%	1%	2%