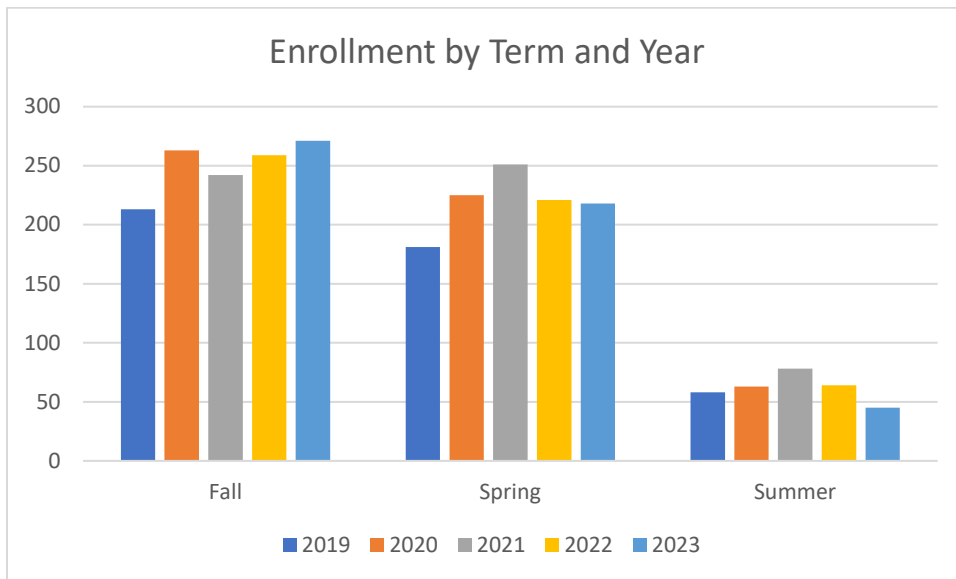


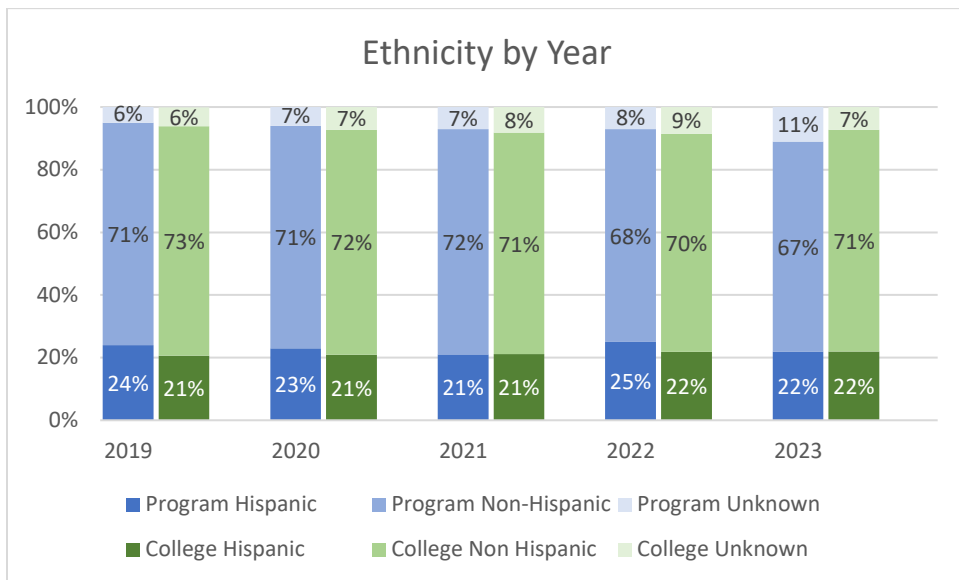
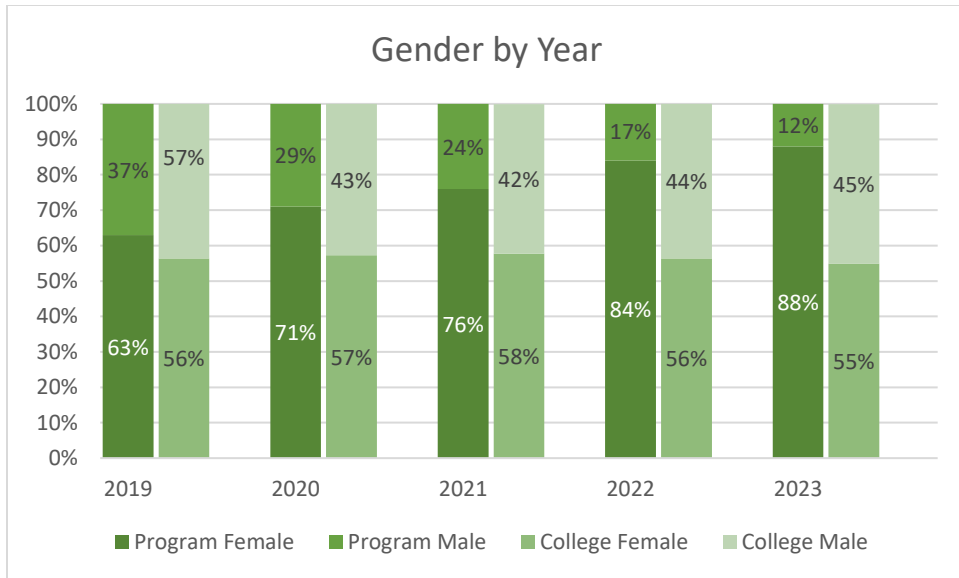
**Collin County Community College District
Program Review 2023-2024**

Unduplicated Enrollment in Courses by Term
Academic Years 2018-2019 through 2022-2023

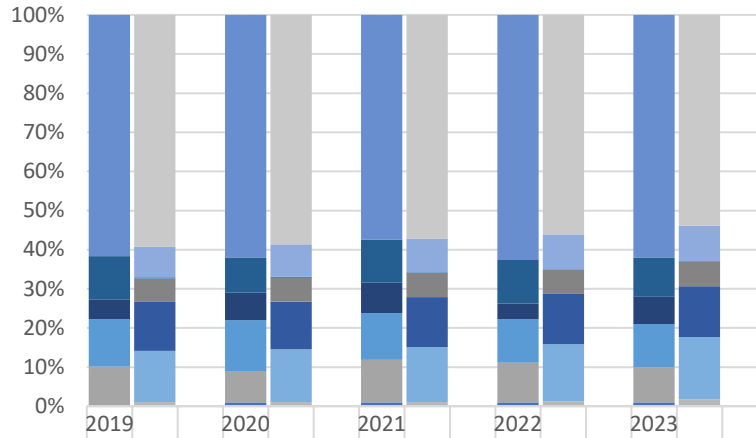
Term	Count of Enrolled Program Majors
Academic Year 2017-2018	
Fall 2018	213
Spring 2019	181
Summer 2019	58
Academic Year 2018-2019	
Fall 2019	263
Spring 2020	225
Summer 2020	63
Academic Year 2019-2020	
Fall 2020	242
Spring 2021	251
Summer 2021	78
Academic Year 2020-2021	
Fall 2021	259
Spring 2022	221
Summer 2022	64
Academic Year 2021-2022	
Fall 2022	271
Spring 2023	218
Summer 2023	45

Note: Students counted for this measure were enrolled at Collin during the specified term and are identified based on their declared major in ZogoTech.





Race by Year



	2019	2020	2021	2022	2023
■ College White	59%	59%	57%	56%	54%
■ College Not Reported or Unknown	8%	8%	9%	9%	9%
■ College Native Hawaiian or Pacific Islander	0%	0%	0%	0%	0%
■ College Multiple Races	6%	6%	6%	6%	6%
■ College Black or African American	13%	12%	13%	13%	13%
■ College Asian	13%	14%	14%	15%	16%
■ College American Indian or Alaskan Native	1%	1%	1%	1%	2%
■ Program White	61%	62%	58%	62%	62%
■ Program Not Reported or Unknown	11%	9%	11%	11%	10%
■ Program Native Hawaiian or Pacific Islander	0%	0%	0%	0%	0%
■ Program Multiple Races	5%	7%	8%	4%	7%
■ Program Black or African American	12%	13%	12%	11%	11%
■ Program Asian	10%	8%	11%	10%	9%
■ Program American Indian or Alaskan Native	0%	1%	1%	1%	1%