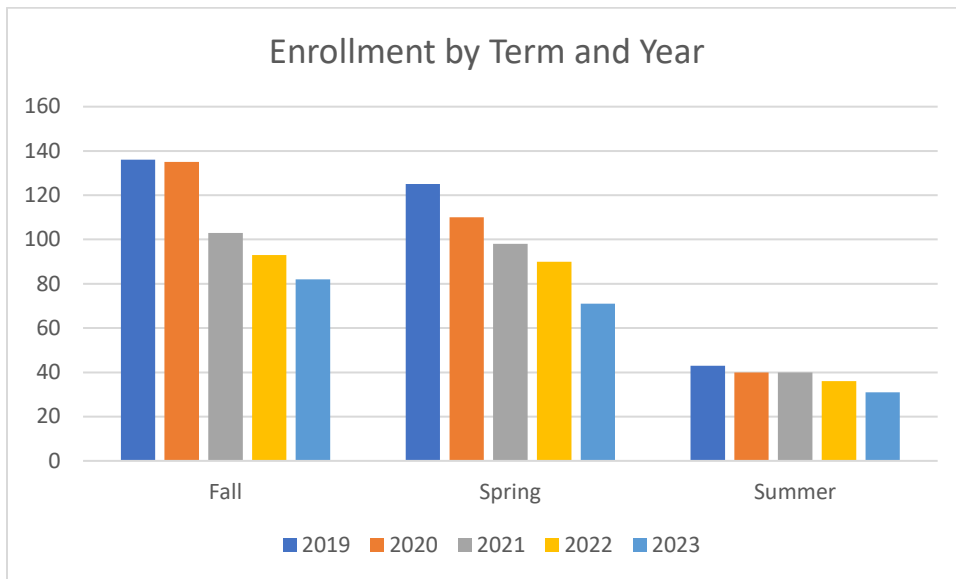


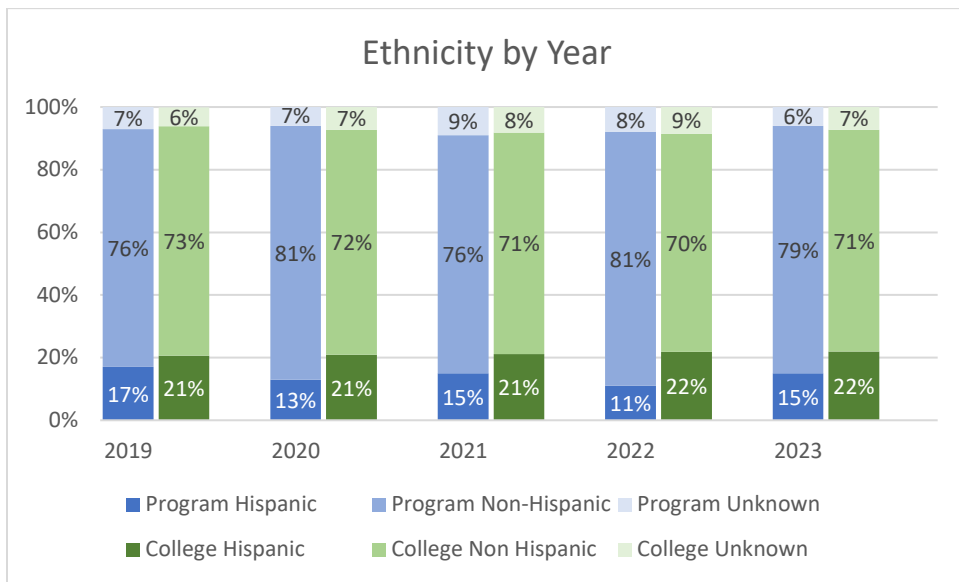
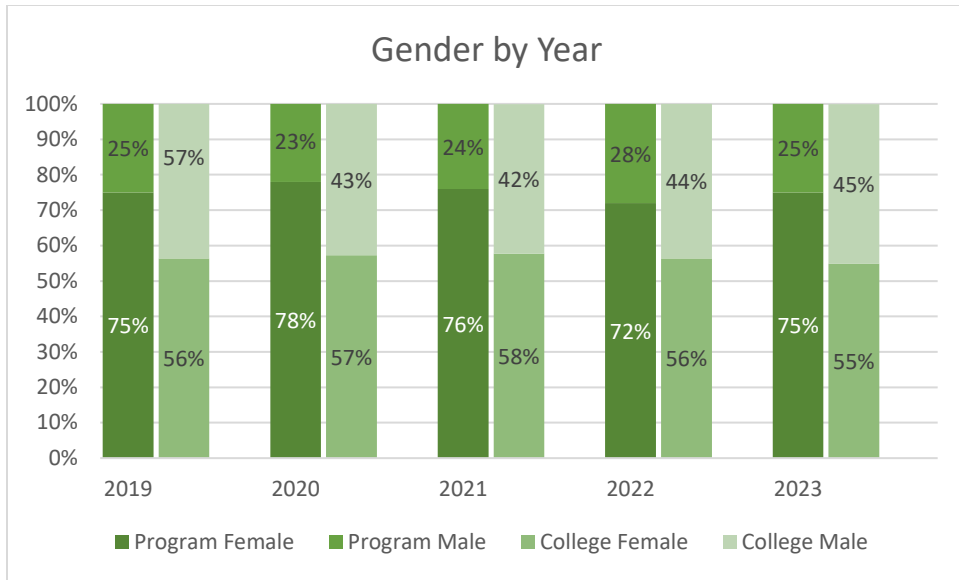
**Collin County Community College District
Program Review 2023-2024**

Unduplicated Enrollment in Courses by Term
Academic Years 2018-2019 through 2022-2023

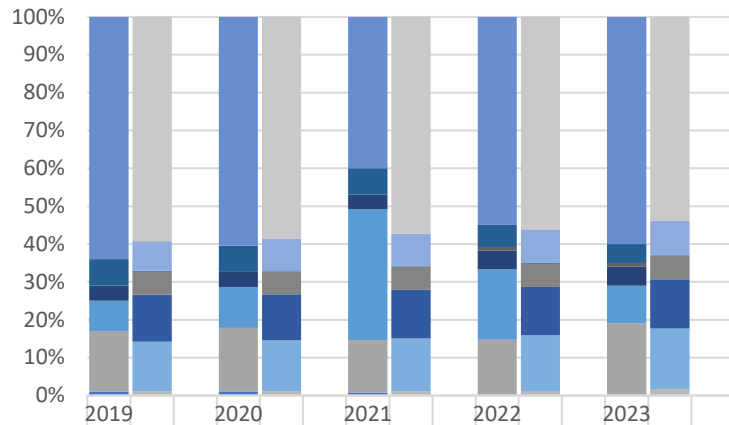
Term	Count of Enrolled Program Majors
Academic Year 2017-2018	
Fall 2018	136
Spring 2019	125
Summer 2019	43
Academic Year 2018-2019	
Fall 2019	135
Spring 2020	110
Summer 2020	40
Academic Year 2019-2020	
Fall 2020	103
Spring 2021	98
Summer 2021	40
Academic Year 2020-2021	
Fall 2021	93
Spring 2022	90
Summer 2022	36
Academic Year 2021-2022	
Fall 2022	82
Spring 2023	71
Summer 2023	31

Note: Students counted for this measure were enrolled at Collin during the specified term and are identified based on their declared major in ZogoTech.





Race by Year



■ College White	59%	59%	57%	56%	54%
■ College Not Reported or Unknown	8%	8%	9%	9%	9%
■ College Native Hawaiian or Pacific Islander	0%	0%	0%	0%	0%
■ College Multiple Races	6%	6%	6%	6%	6%
■ College Black or African American	13%	12%	13%	13%	13%
■ College Asian	13%	14%	14%	15%	16%
■ College American Indian or Alaskan Native	1%	1%	1%	1%	2%
■ Program White	64%	61%	52%	56%	60%
■ Program Not Reported or Unknown	7%	7%	9%	6%	5%
■ Program Native Hawaiian or Pacific Islander	0%	0%	0%	1%	1%
■ Program Multiple Races	4%	4%	5%	5%	5%
■ Program Black or African American	8%	11%	45%	19%	10%
■ Program Asian	16%	17%	18%	15%	19%
■ Program American Indian or Alaskan Native	1%	1%	1%	0%	0%