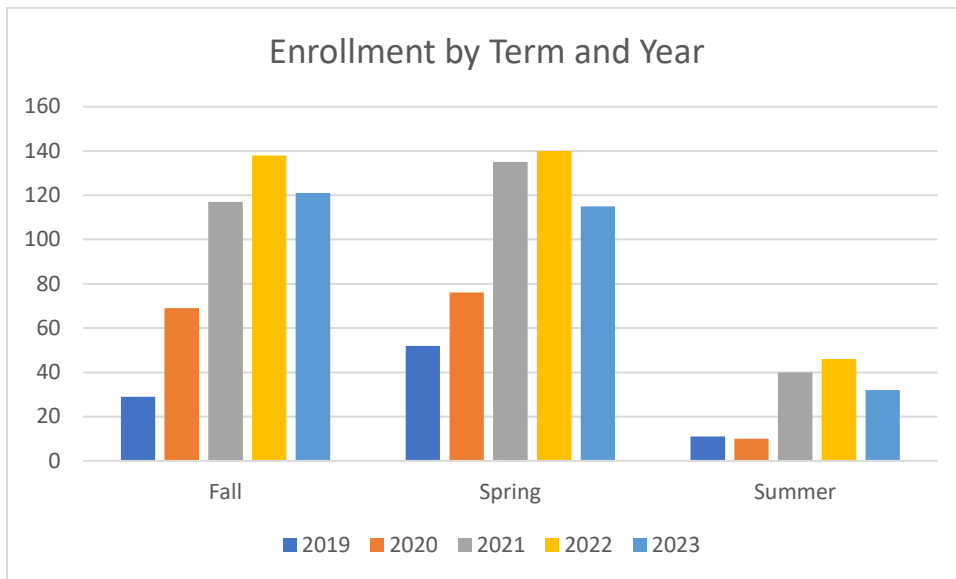


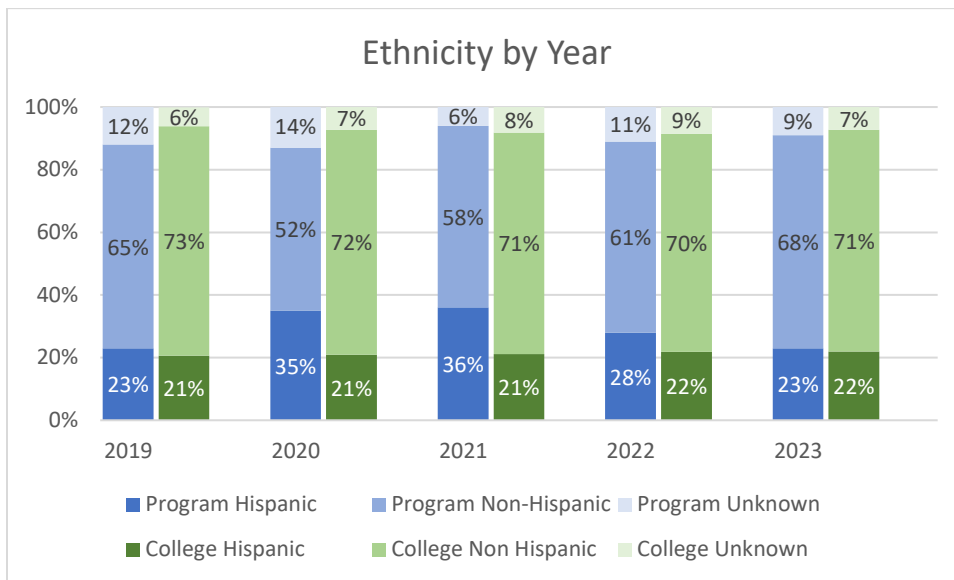
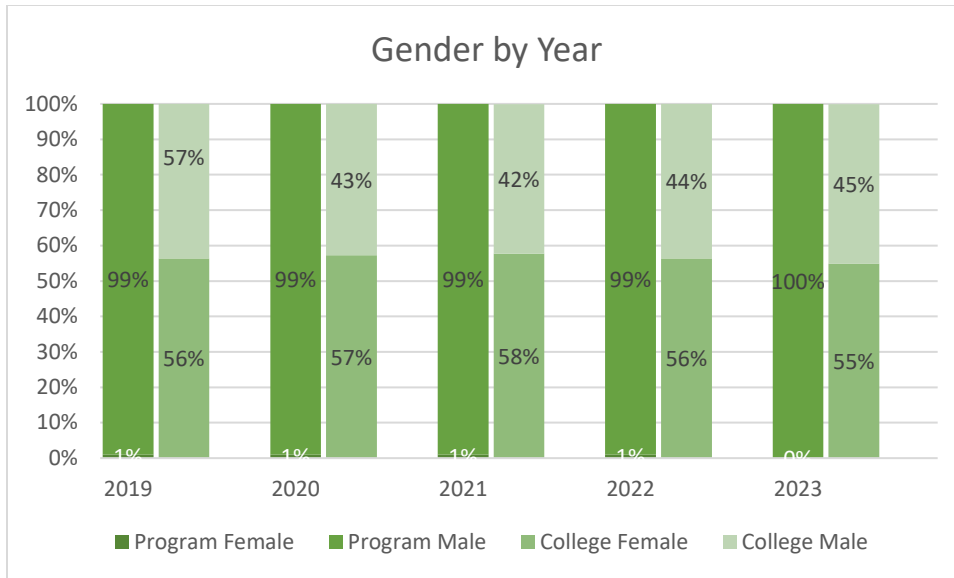
**Collin County Community College District
Program Review 2023-2024**

Unduplicated Enrollment in Courses by Term
Academic Years 2018-2019 through 2022-2023

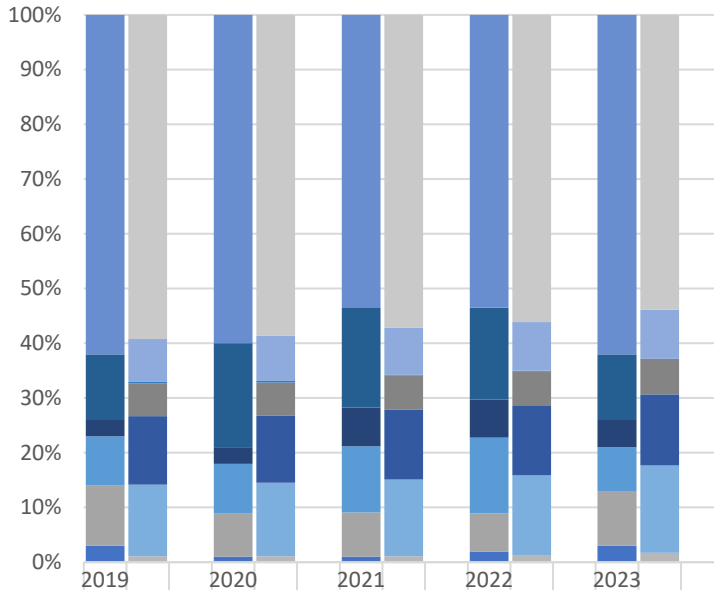
Term	Count of Enrolled Program Majors
Academic Year 2017-2018	
Fall 2018	29
Spring 2019	52
Summer 2019	11
Academic Year 2018-2019	
Fall 2019	69
Spring 2020	76
Summer 2020	10
Academic Year 2019-2020	
Fall 2020	117
Spring 2021	135
Summer 2021	40
Academic Year 2020-2021	
Fall 2021	138
Spring 2022	140
Summer 2022	46
Academic Year 2021-2022	
Fall 2022	121
Spring 2023	115
Summer 2023	32

Note: Students counted for this measure were enrolled at Collin during the specified term and are identified based on their declared major in ZogoTech.





Race by Year



College White	59%	59%	57%	56%	54%
College Not Reported or Unknown	8%	8%	9%	9%	9%
College Native Hawaiian or Pacific Islander	0%	0%	0%	0%	0%
College Multiple Races	6%	6%	6%	6%	6%
College Black or African American	13%	12%	13%	13%	13%
College Asian	13%	14%	14%	15%	16%
College American Indian or Alaskan Native	1%	1%	1%	1%	2%
Program White	62%	60%	53%	54%	62%
Program Not Reported or Unknown	12%	19%	18%	17%	12%
Program Native Hawaiian or Pacific Islander	0%	0%	0%	0%	0%
Program Multiple Races	3%	3%	7%	7%	5%
Program Black or African American	9%	9%	12%	14%	8%
Program Asian	11%	8%	8%	7%	10%
Program American Indian or Alaskan Native	3%	1%	1%	2%	3%