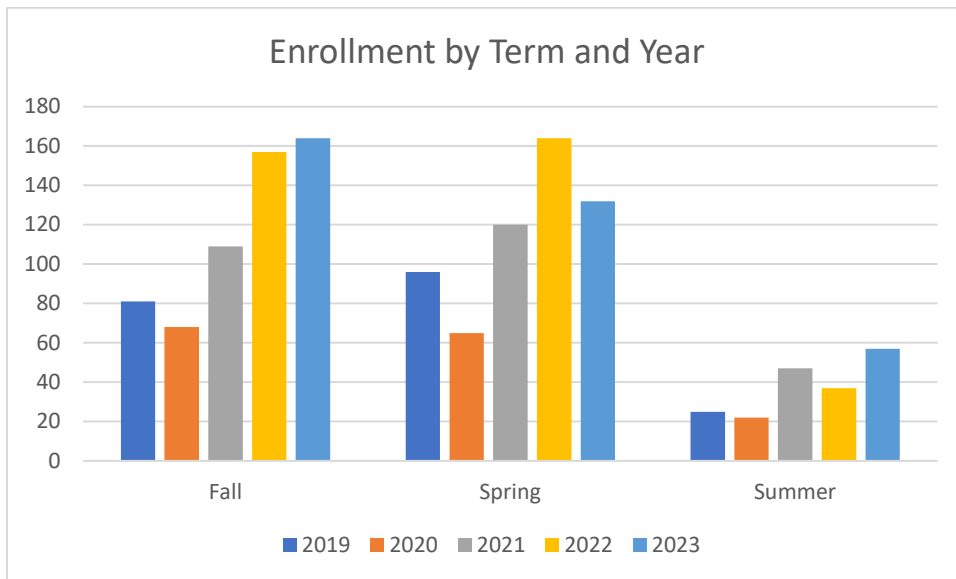


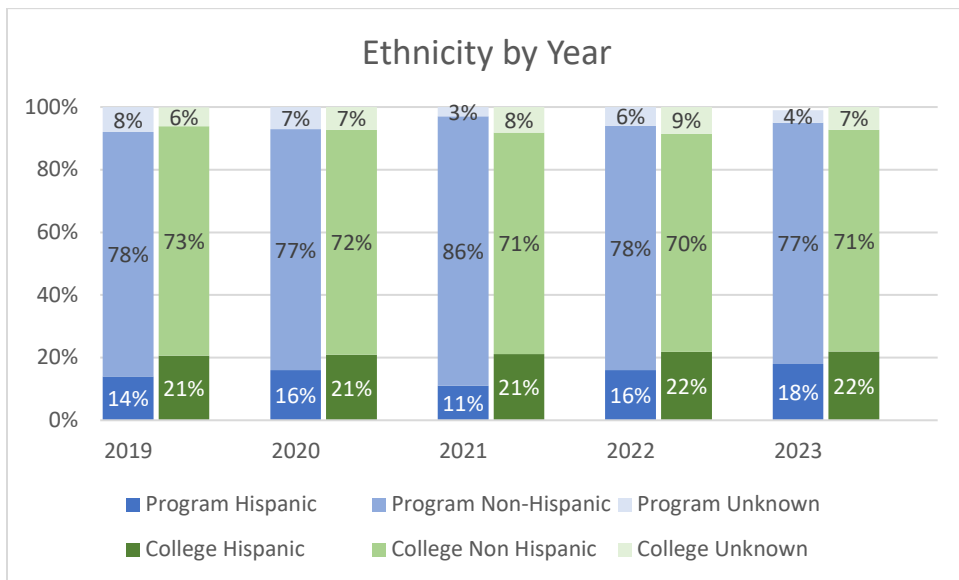
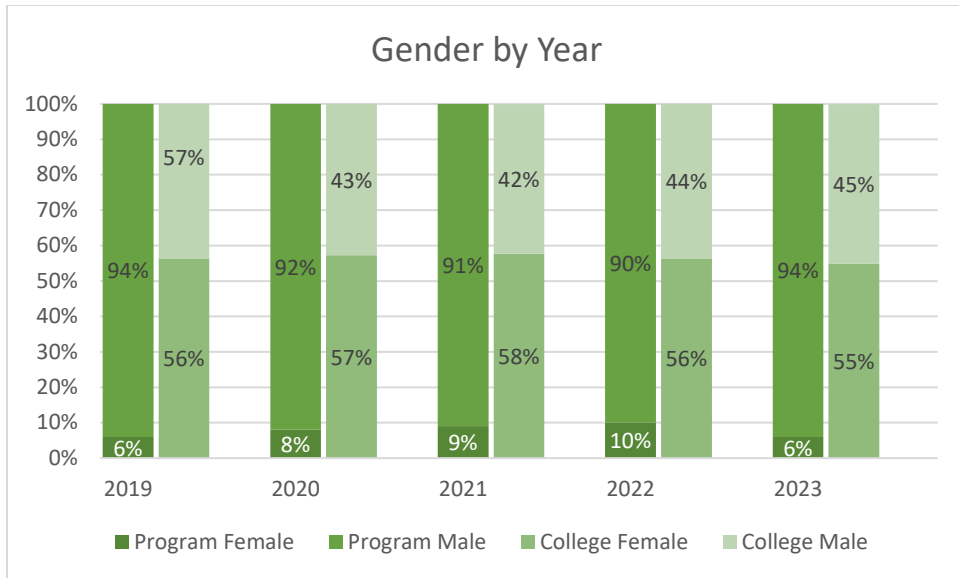
**Collin County Community College District
Program Review 2023-2024**

Unduplicated Enrollment in Courses by Term
Academic Years 2018-2019 through 2022-2023

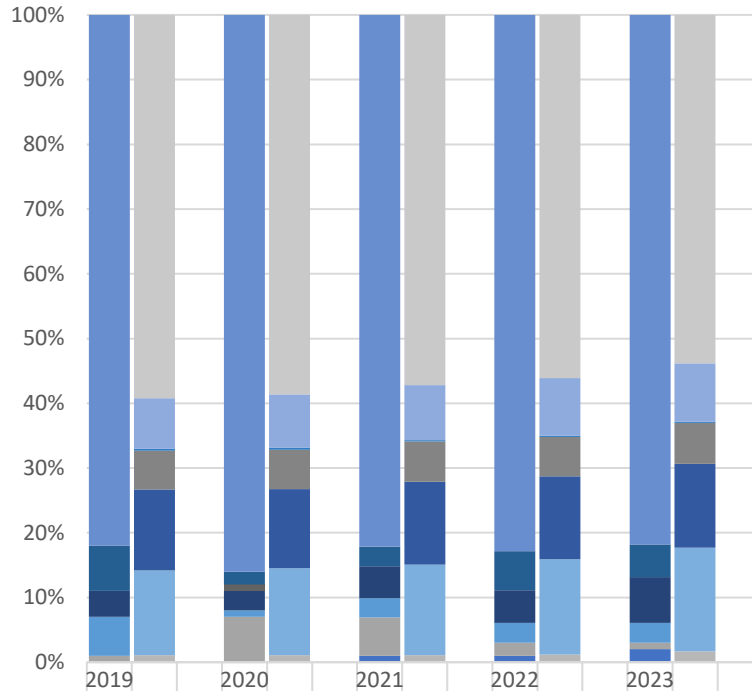
Term	Count of Enrolled Program Majors
Academic Year 2017-2018	
Fall 2018	81
Spring 2019	96
Summer 2019	25
Academic Year 2018-2019	
Fall 2019	68
Spring 2020	65
Summer 2020	22
Academic Year 2019-2020	
Fall 2020	109
Spring 2021	120
Summer 2021	47
Academic Year 2020-2021	
Fall 2021	157
Spring 2022	164
Summer 2022	37
Academic Year 2021-2022	
Fall 2022	164
Spring 2023	132
Summer 2023	57

Note: Students counted for this measure were enrolled at Collin during the specified term and are identified based on their declared major in ZogoTech.





Race by Year



■ College White	59%	59%	57%	56%	54%
■ College Not Reported or Unknown	8%	8%	9%	9%	9%
■ College Native Hawaiian or Pacific Islander	0%	0%	0%	0%	0%
■ College Multiple Races	6%	6%	6%	6%	6%
■ College Black or African American	13%	12%	13%	13%	13%
■ College Asian	13%	14%	14%	15%	16%
■ College American Indian or Alaskan Native	1%	1%	1%	1%	2%
■ Program White	82%	86%	83%	82%	81%
■ Program Not Reported or Unknown	7%	2%	3%	6%	5%
■ Program Native Hawaiian or Pacific Islander	0%	1%	0%	0%	0%
■ Program Multiple Races	4%	3%	5%	5%	7%
■ Program Black or African American	6%	1%	3%	3%	3%
■ Program Asian	1%	7%	6%	2%	1%
■ Program American Indian or Alaskan Native	0%	0%	1%	1%	2%