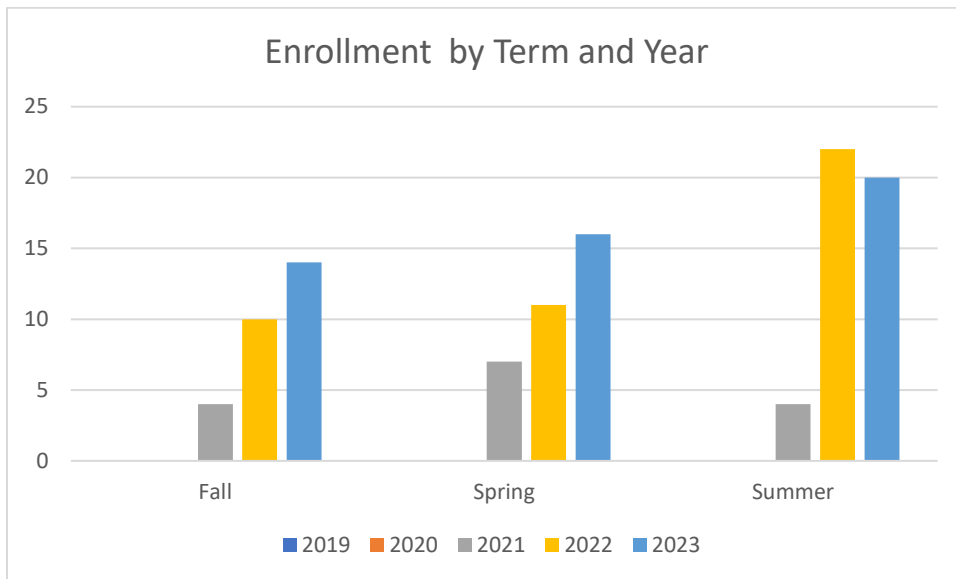


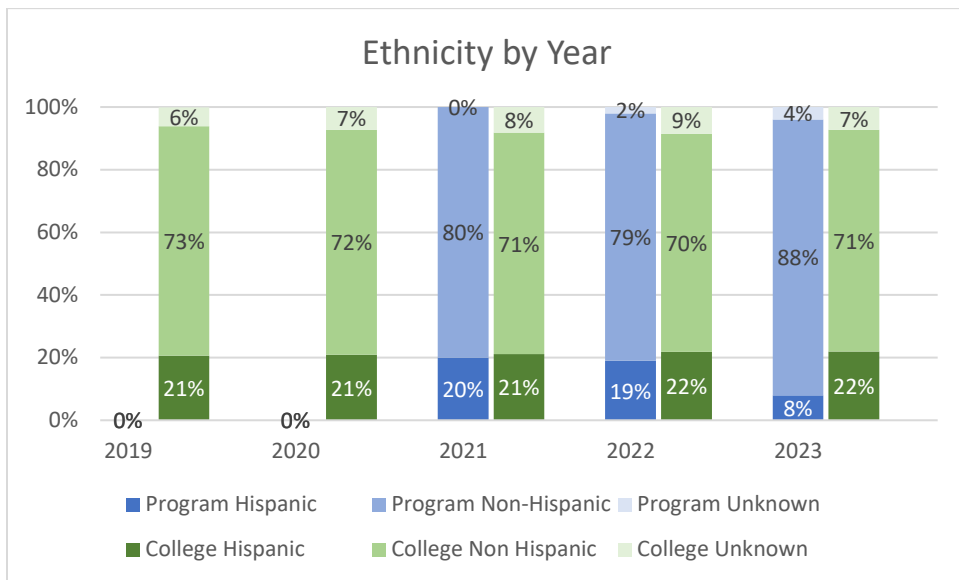
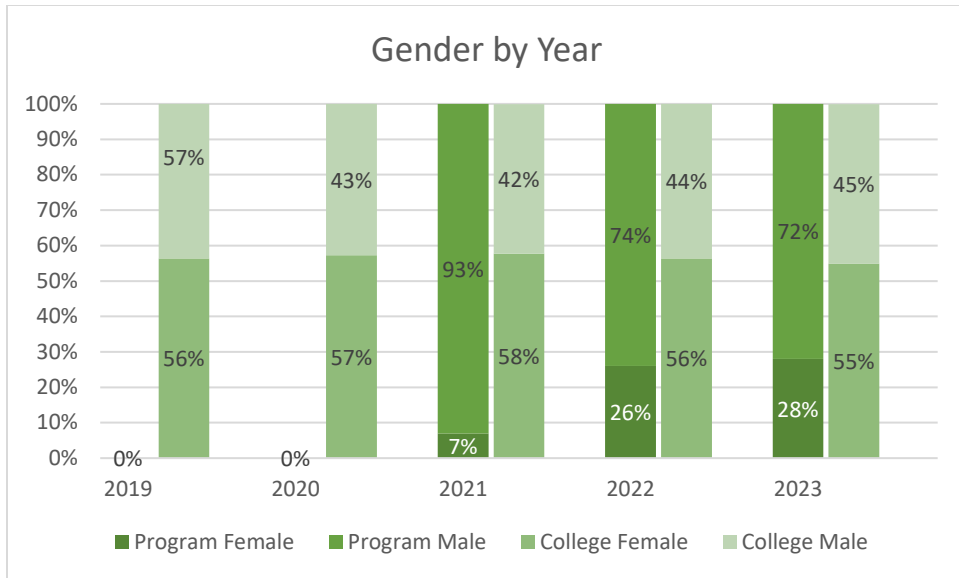
**Collin County Community College District  
Program Review 2023-2024**

Unduplicated Enrollment in Courses by Term  
Academic Years 2018-2019 through 2022-2023

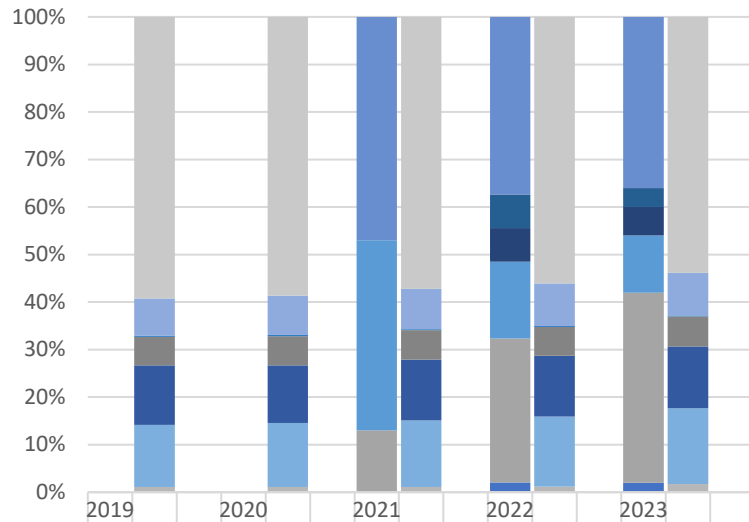
Term	Count of Enrolled Program Majors
<b>Academic Year 2017-2018</b>	
Fall 2018	-
Spring 2019	-
Summer 2019	-
<b>Academic Year 2018-2019</b>	
Fall 2019	-
Spring 2020	-
Summer 2020	-
<b>Academic Year 2019-2020</b>	
Fall 2020	4
Spring 2021	7
Summer 2021	4
<b>Academic Year 2020-2021</b>	
Fall 2021	10
Spring 2022	11
Summer 2022	22
<b>Academic Year 2021-2022</b>	
Fall 2022	14
Spring 2023	16
Summer 2023	20

*Note: Students counted for this measure were enrolled at Collin during the specified term and are identified based on their declared major in ZogoTech.*





### Race by Year



	2019	2020	2021	2022	2023
College White	59%	59%	57%	56%	54%
College Not Reported or Unknown	8%	8%	9%	9%	9%
College Native Hawaiian or Pacific Islander	0%	0%	0%	0%	0%
College Multiple Races	6%	6%	6%	6%	6%
College Black or African American	13%	12%	13%	13%	13%
College Asian	13%	14%	14%	15%	16%
College American Indian or Alaskan Native	1%	1%	1%	1%	2%
Program White	0%	0%	47%	37%	36%
Program Not Reported or Unknown	0%	0%	0%	7%	4%
Program Native Hawaiian or Pacific Islander	0%	0%	0%	0%	0%
Program Multiple Races	0%	0%	0%	7%	6%
Program Black or African American	0%	0%	40%	16%	12%
Program Asian	0%	0%	13%	30%	40%
Program American Indian or Alaskan Native	0%	0%	0%	2%	2%