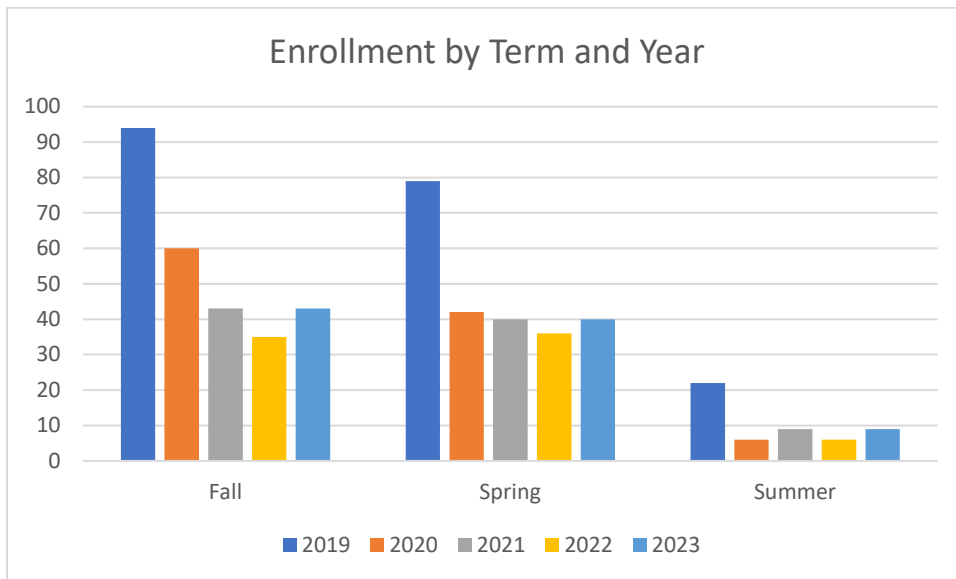


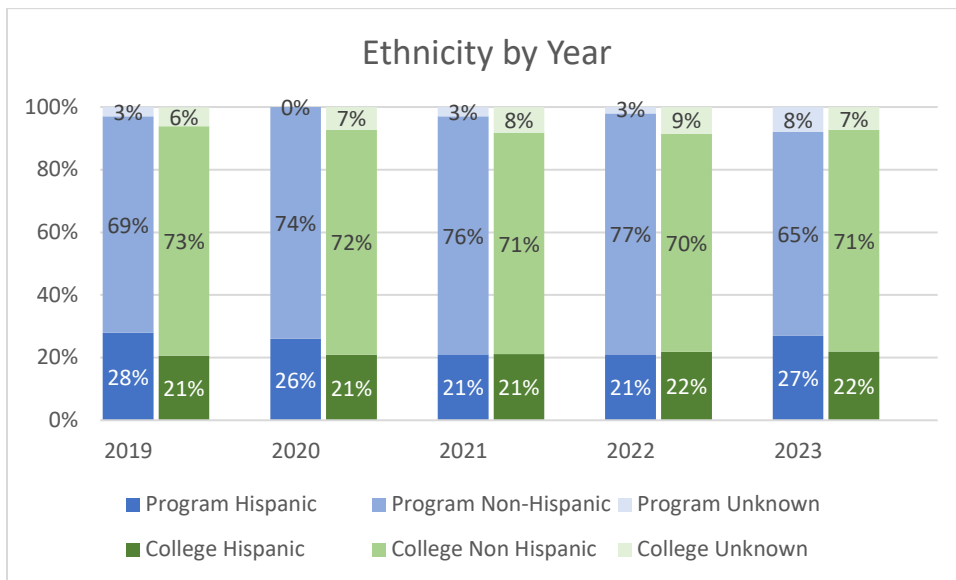
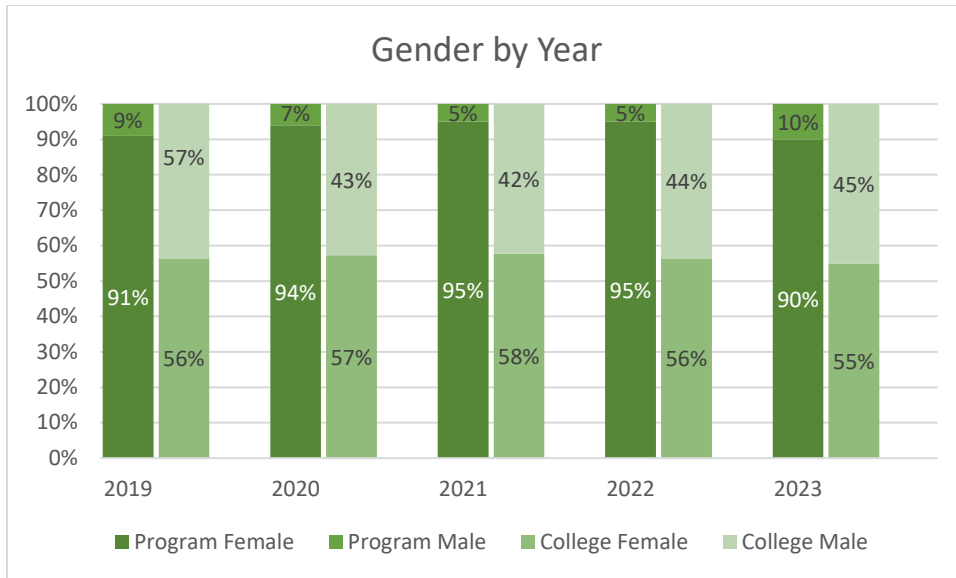
**Collin County Community College District  
Program Review 2023-2024**

Unduplicated Enrollment in Courses by Term  
Academic Years 2018-2019 through 2022-2023

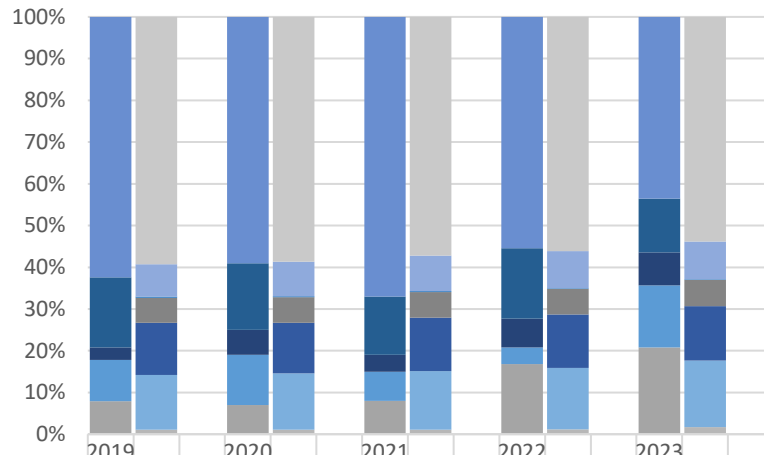
Term	Count of Enrolled Program Majors
<b>Academic Year 2017-2018</b>	
Fall 2018	94
Spring 2019	79
Summer 2019	22
<b>Academic Year 2018-2019</b>	
Fall 2019	60
Spring 2020	42
Summer 2020	6
<b>Academic Year 2019-2020</b>	
Fall 2020	43
Spring 2021	40
Summer 2021	9
<b>Academic Year 2020-2021</b>	
Fall 2021	35
Spring 2022	36
Summer 2022	6
<b>Academic Year 2021-2022</b>	
Fall 2022	43
Spring 2023	40
Summer 2023	9

*Note: Students counted for this measure were enrolled at Collin during the specified term and are identified based on their declared major in ZogoTech.*





### Race by Year



	2019	2020	2021	2022	2023
■ College White	59%	59%	57%	56%	54%
■ College Not Reported or Unknown	8%	8%	9%	9%	9%
■ College Native Hawaiian or Pacific Islander	0%	0%	0%	0%	0%
■ College Multiple Races	6%	6%	6%	6%	6%
■ College Black or African American	13%	12%	13%	13%	13%
■ College Asian	13%	14%	14%	15%	16%
■ College American Indian or Alaskan Native	1%	1%	1%	1%	2%
■ Program White	63%	59%	67%	56%	44%
■ Program Not Reported or Unknown	17%	16%	14%	17%	13%
■ Program Native Hawaiian or Pacific Islander	0%	0%	0%	0%	0%
■ Program Multiple Races	3%	6%	4%	7%	8%
■ Program Black or African American	10%	12%	7%	4%	15%
■ Program Asian	8%	7%	8%	17%	21%
■ Program American Indian or Alaskan Native	0%	0%	0%	0%	0%