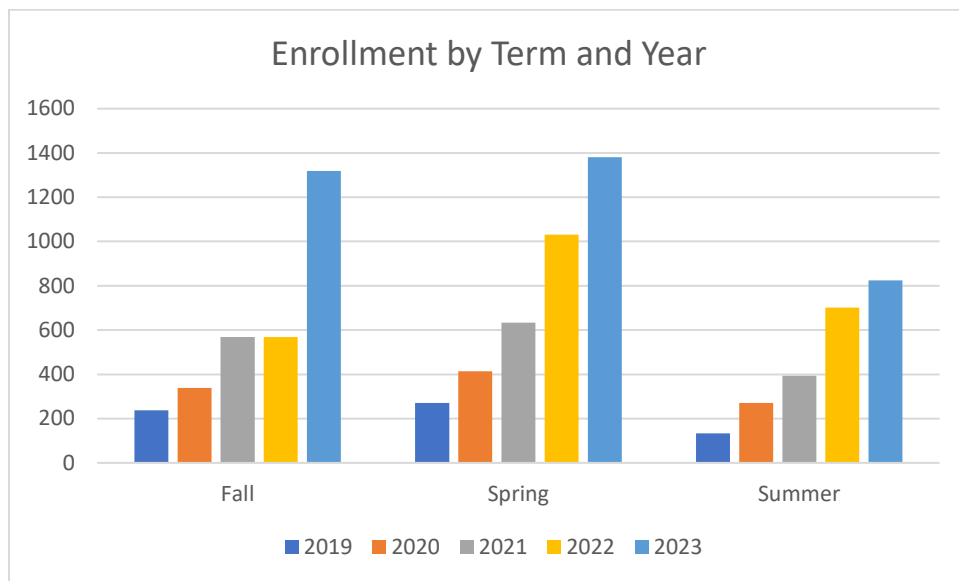


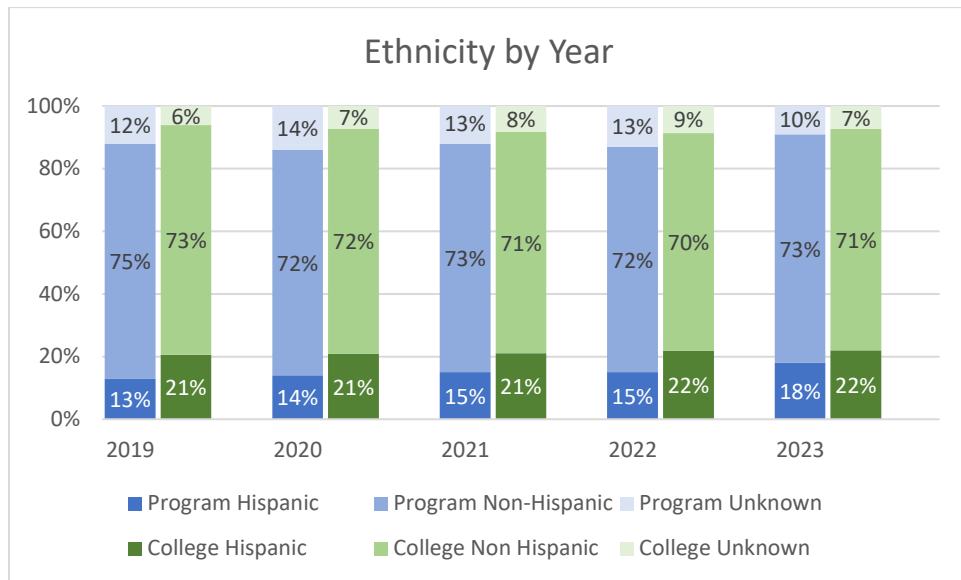
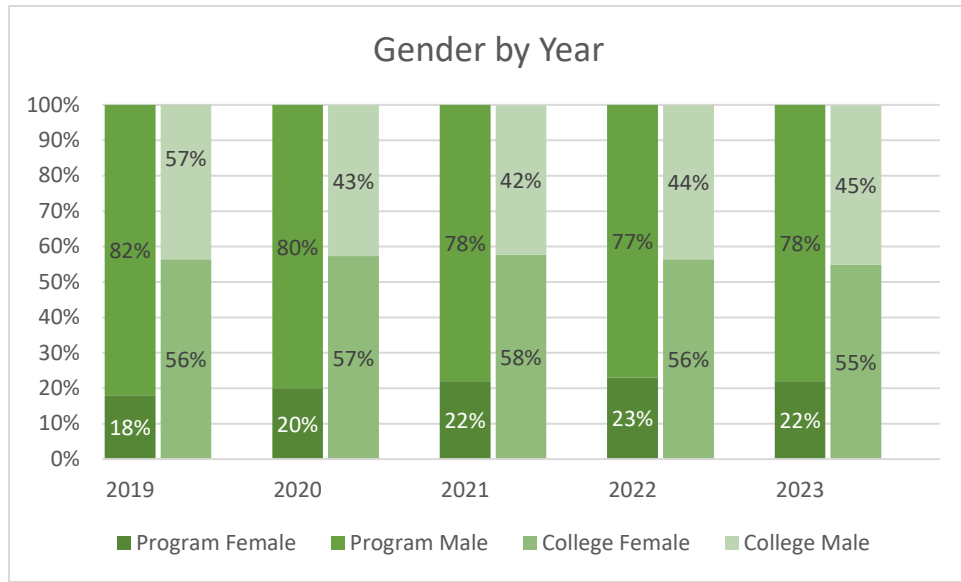
**Collin County Community College District
Program Review 2023-2024**

Unduplicated Enrollment in Courses by Term
Academic Years 2018-2019 through 2022-2023

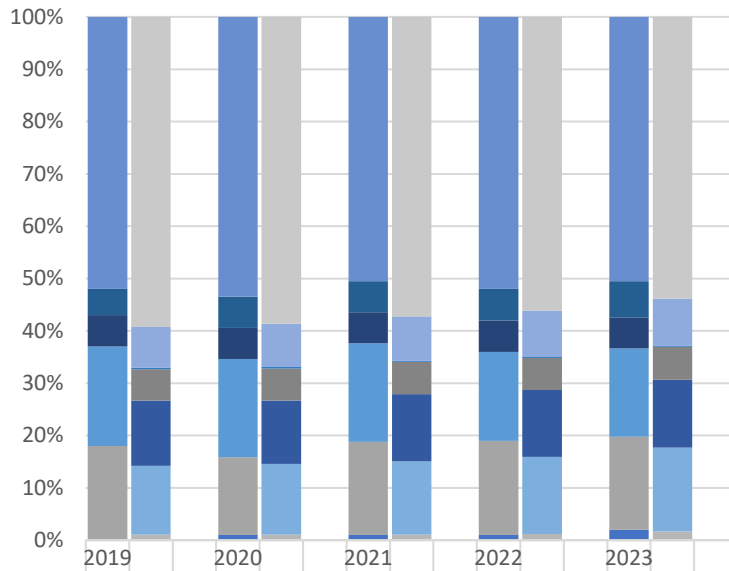
Term	Count of Enrolled Program Majors
Academic Year 2017-2018	
Fall 2018	238
Spring 2019	270
Summer 2019	134
Academic Year 2018-2019	
Fall 2019	339
Spring 2020	414
Summer 2020	270
Academic Year 2019-2020	
Fall 2020	568
Spring 2021	633
Summer 2021	393
Academic Year 2020-2021	
Fall 2021	569
Spring 2022	1031
Summer 2022	701
Academic Year 2021-2022	
Fall 2022	1319
Spring 2023	1381
Summer 2023	825

Note: Students counted for this measure were enrolled at Collin during the specified term and are identified based on their declared major in ZogoTech.





Race by Year



College White	59%	59%	57%	56%	54%
College Not Reported or Unknown	8%	8%	9%	9%	9%
College Native Hawaiian or Pacific Islander	0%	0%	0%	0%	0%
College Multiple Races	6%	6%	6%	6%	6%
College Black or African American	13%	12%	13%	13%	13%
College Asian	13%	14%	14%	15%	16%
College American Indian or Alaskan Native	1%	1%	1%	1%	2%
Program White	52%	54%	51%	52%	51%
Program Not Reported or Unknown	5%	6%	6%	6%	7%
Program Native Hawaiian or Pacific Islander	0%	0%	0%	0%	0%
Program Multiple Races	6%	6%	6%	6%	6%
Program Black or African American	19%	19%	19%	17%	17%
Program Asian	18%	15%	18%	18%	18%
Program American Indian or Alaskan Native	0%	1%	1%	1%	2%