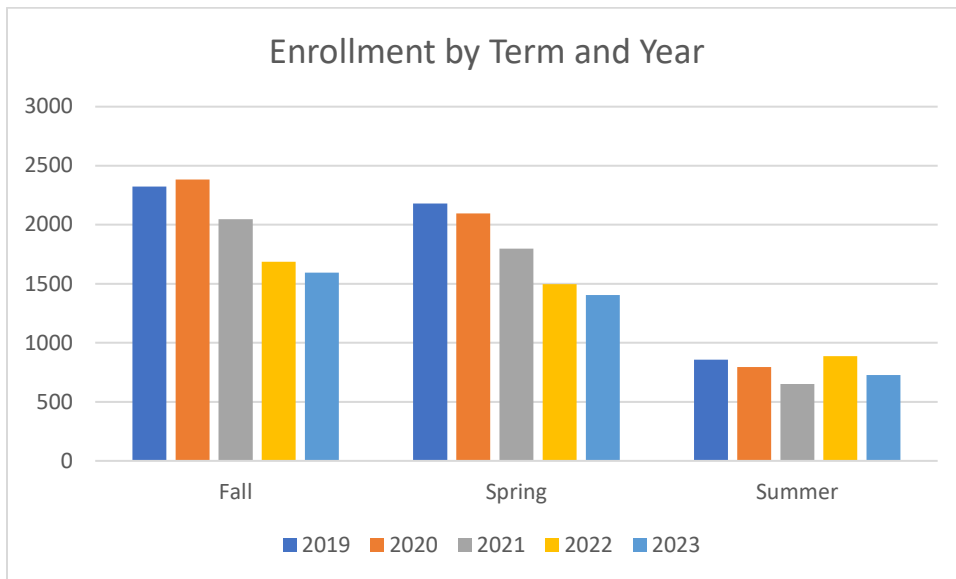


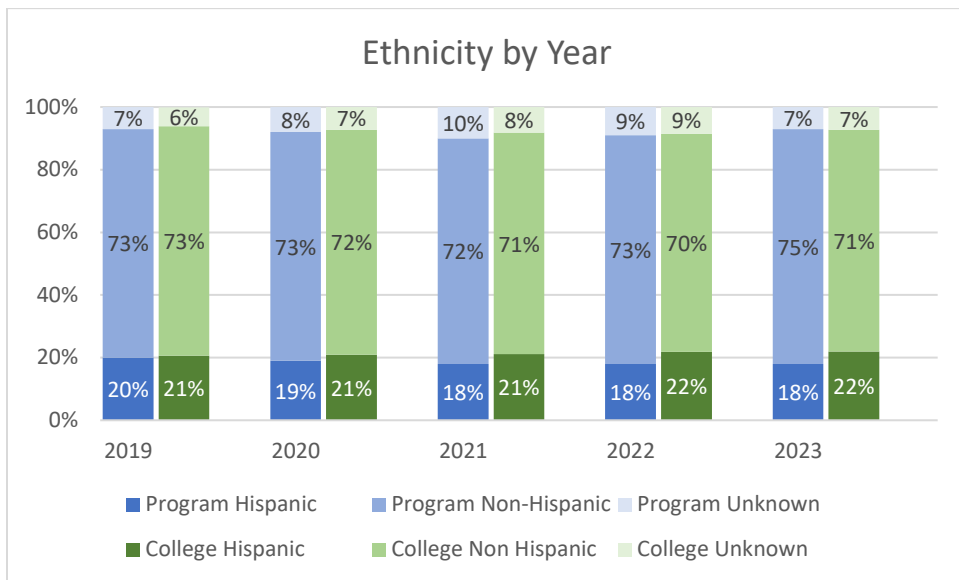
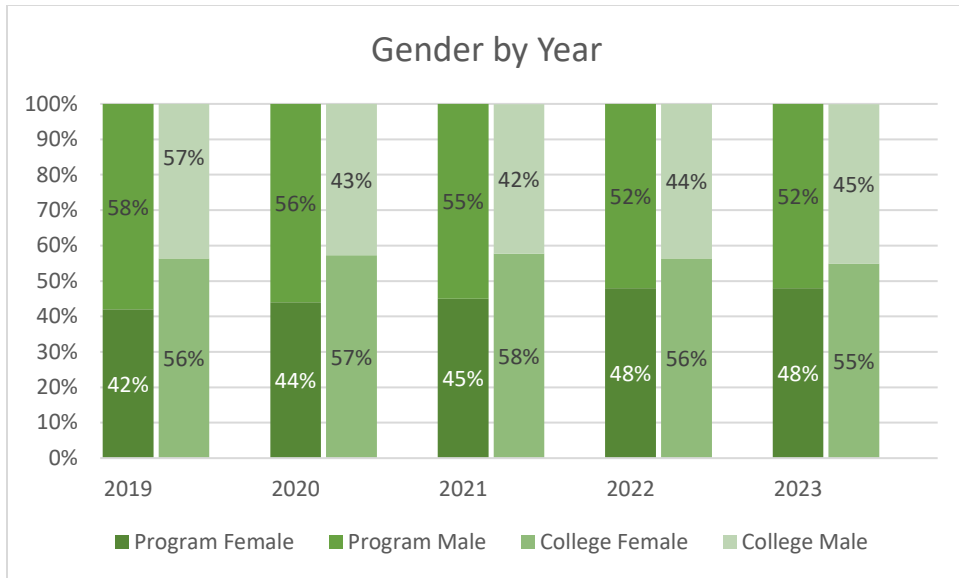
**Collin County Community College District
Program Review 2023-2024**

Unduplicated Enrollment in Courses by Term
Academic Years 2018-2019 through 2022-2023

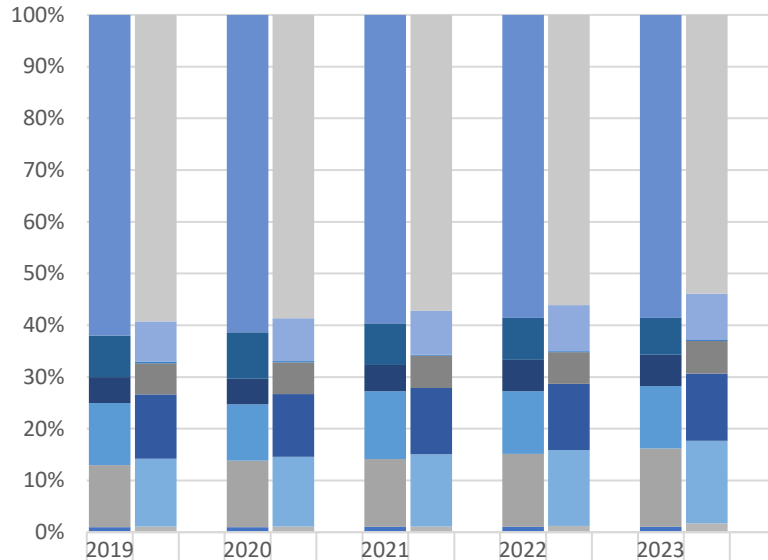
Term	Count of Enrolled Program Majors
Academic Year 2017-2018	
Fall 2018	2324
Spring 2019	2180
Summer 2019	858
Academic Year 2018-2019	
Fall 2019	2382
Spring 2020	2096
Summer 2020	796
Academic Year 2019-2020	
Fall 2020	2047
Spring 2021	1798
Summer 2021	652
Academic Year 2020-2021	
Fall 2021	1686
Spring 2022	1497
Summer 2022	887
Academic Year 2021-2022	
Fall 2022	1594
Spring 2023	1405
Summer 2023	726

Note: Students counted for this measure were enrolled at Collin during the specified term and are identified based on their declared major in ZogoTech.





Race by Year



	2019	2020	2021	2022	2023
College White	59%	59%	57%	56%	54%
College Not Reported or Unknown	8%	8%	9%	9%	9%
College Native Hawaiian or Pacific Islander	0%	0%	0%	0%	0%
College Multiple Races	6%	6%	6%	6%	6%
College Black or African American	13%	12%	13%	13%	13%
College Asian	13%	14%	14%	15%	16%
College American Indian or Alaskan Native	1%	1%	1%	1%	2%
Program White	62%	62%	59%	58%	58%
Program Not Reported or Unknown	8%	9%	8%	8%	7%
Program Native Hawaiian or Pacific Islander	0%	0%	0%	0%	0%
Program Multiple Races	5%	5%	5%	6%	6%
Program Black or African American	12%	11%	13%	12%	12%
Program Asian	12%	13%	13%	14%	15%
Program American Indian or Alaskan Native	1%	1%	1%	1%	1%