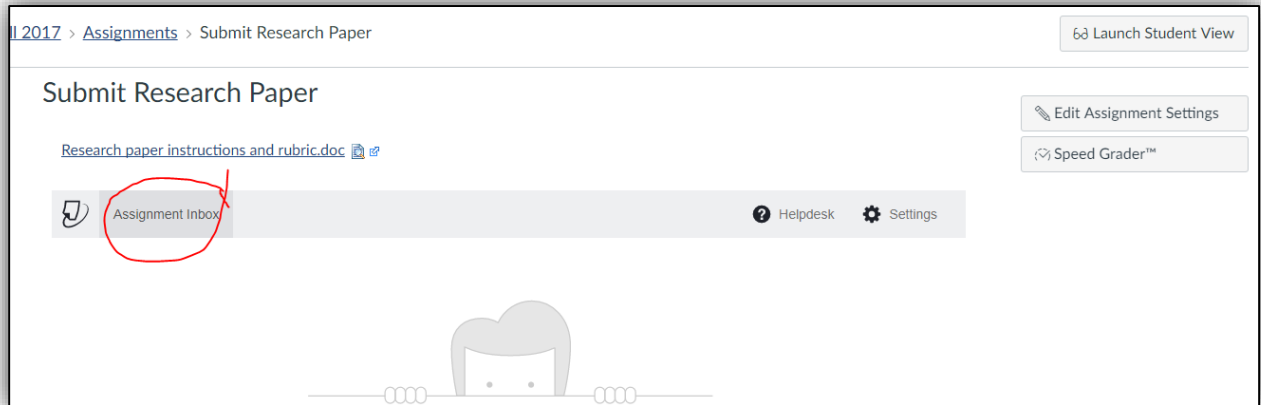
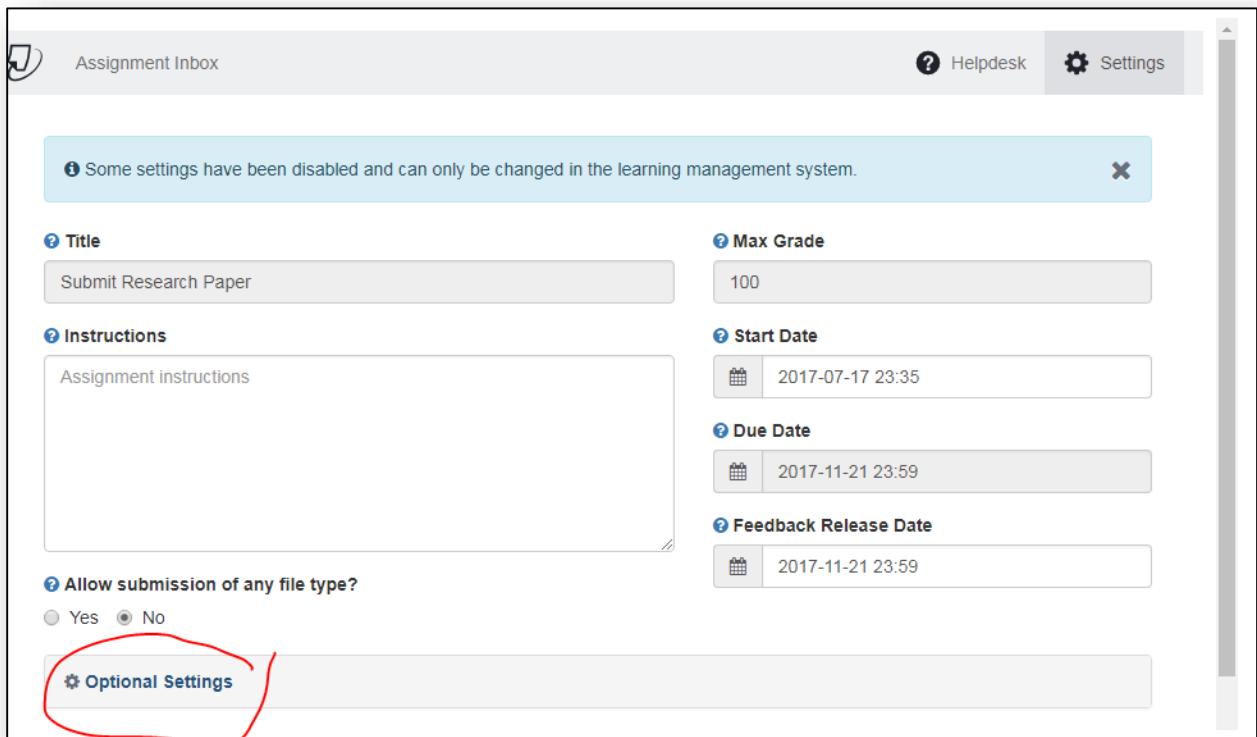


## To allow resubmission in Turnitin Assignment before the due date

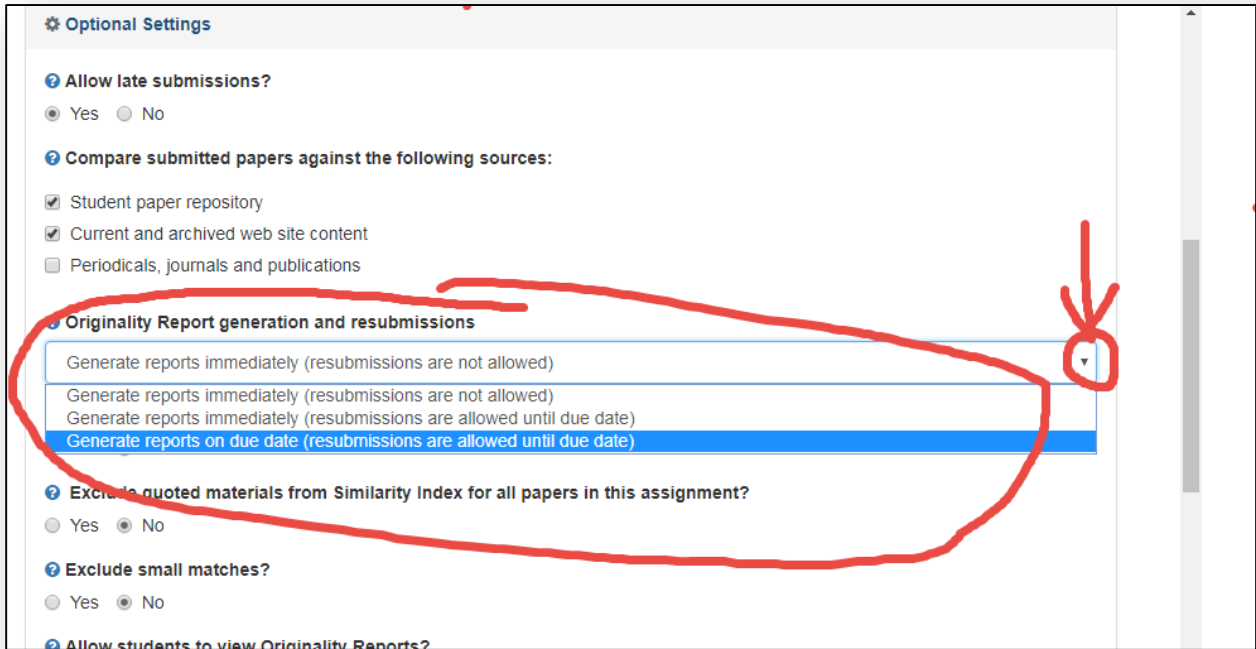
1. Click on Assignments and the name of the assignment



2. Click "Optional Settings"



- Under “Originality Report generation and resubmissions”, use the drop-down arrow to choose either
  - Generate report immediately (resubmission are allowed until due date)
  - Generate report on due date (resubmission are allowed until due date)



The screenshot displays the 'Optional Settings' section of a software interface. The 'Originality Report generation and resubmissions' dropdown menu is open, showing four options. The option 'Generate reports on due date (resubmissions are allowed until due date)' is highlighted in blue. A red circle highlights the dropdown arrow, and a red arrow points to it from the right. A large red oval encircles the entire dropdown menu area.

**Optional Settings**

**Allow late submissions?**  
 Yes  No

**Compare submitted papers against the following sources:**

Student paper repository  
 Current and archived web site content  
 Periodicals, journals and publications

**Originality Report generation and resubmissions**

- Generate reports immediately (resubmissions are not allowed)
- Generate reports immediately (resubmissions are not allowed)
- Generate reports immediately (resubmissions are allowed until due date)
- Generate reports on due date (resubmissions are allowed until due date)**

**Exclude quoted materials from Similarity Index for all papers in this assignment?**  
 Yes  No

**Exclude small matches?**  
 Yes  No

**Allow students to view Originality Reports?**

4. Submit