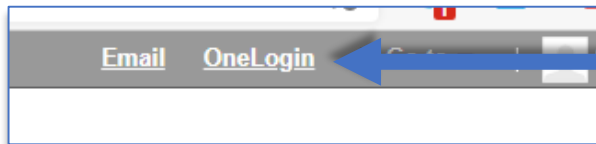



Accessing KnowBe4 Cyber Security Training



1. Login to cougarweb at <https://www.collin.edu/>

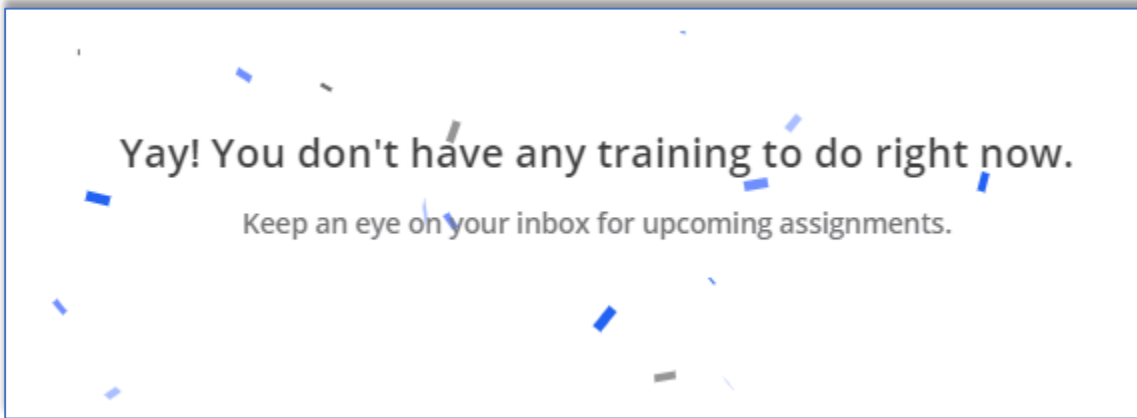


2. Click on the "OneLogin" link at the very top of cougarweb or go directly to <https://collin.onelogin.com/portal>

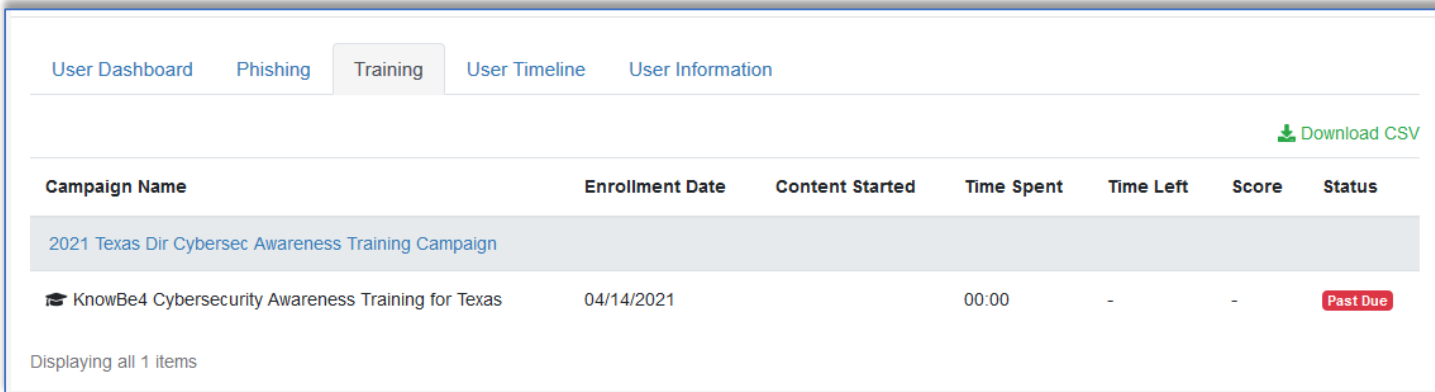


3. Select the "KnowBe4" application tile on OneLogin

4. This is what the training screen look like when you have completed training



5. This is what the training screen looks like when you have **training due**



User Dashboard Phishing Training User Timeline User Information

[Download CSV](#)

Campaign Name	Enrollment Date	Content Started	Time Spent	Time Left	Score	Status
2021 Texas Dir Cybersec Awareness Training Campaign						
KnowBe4 Cybersecurity Awareness Training for Texas	04/14/2021		00:00	-	-	Past Due

Displaying all 1 items

If you are still having issues accessing the KnowBe4 training please reach out to the helpdesk at 972-548-6555 or email helpdesk@collin.edu