

## AY2015 CORE OBJECTIVES ASSESSMENT RESULTS

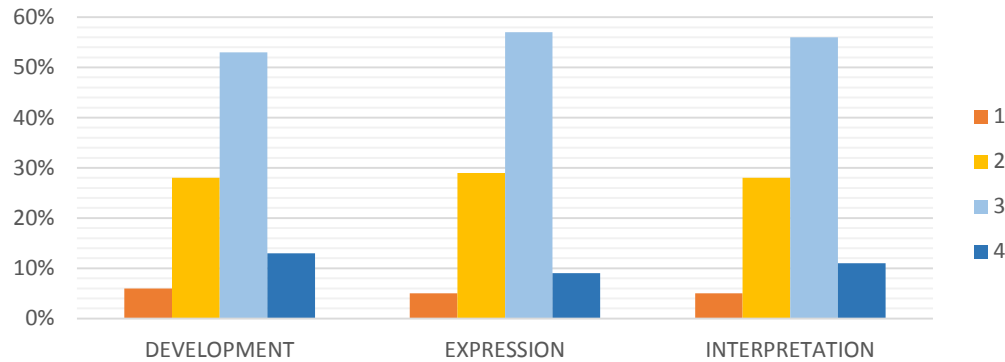
COMMUNICATION SKILLS							
N = 201 ARTIFACTS FROM STUDENTS WITH 30+ CORE CREDIT HOURS.		RATING				MET STANDARD	MEAN RATING
CATEGORIES:	INTER-RATER RELIABILITY, N=20	1	2	3	4		
DEVELOPMENT	77.5%	6%	28%	53%	13%	66%	2.7
EXPRESSION	97.5%	5%	29%	57%	9%	66%	2.7
INTERPRETATION	87.5%	5%	28%	56%	11%	67%	2.7
OVERALL	87.5%						

PERSONAL RESPONSIBILITY							
N = 152 ARTIFACTS FROM STUDENTS WITH 30+ CORE CREDIT HOURS.		RATING				MET STANDARD	MEAN RATING
CATEGORIES:	INTER-RATER RELIABILITY, N=20	1	2	3	4		
UNDERSTANDING CHOICES	95.0%	26%	37%	29%	8%	37%	2.2
UNDERSTANDING ACTIONS	97.5%	22%	36%	33%	10%	43%	2.3
UNDERSTANDING CONSEQUENCES	97.5%	25%	35%	29%	11%	40%	2.3
OVERALL	96.7%						

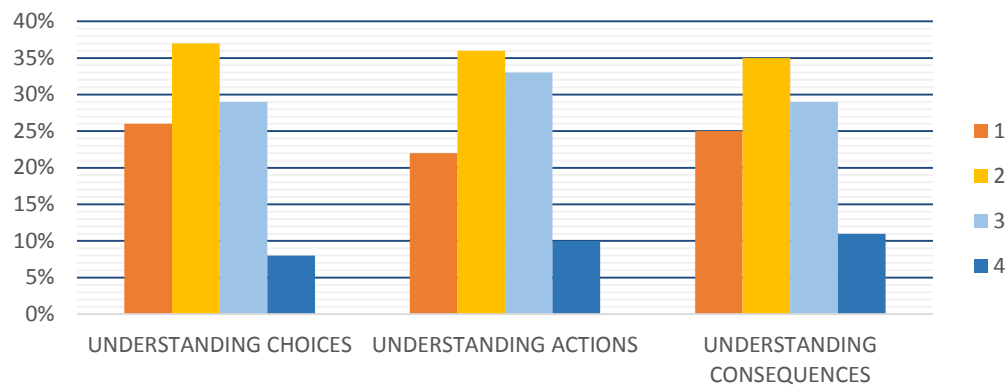
EMPIRICAL & QUANTITATIVE SKILLS							
N = 136 ARTIFACTS FROM STUDENTS WITH 30+ CORE CREDIT HOURS.		RATING				MET STANDARD	MEAN RATING
CATEGORIES:	INTER-RATER RELIABILITY, N=8	1	2	3	4		
INTERPRETATION	100%	19%	32%	29%	20%	49%	2.5
REPRESENTATION	100%	13%	13%	24%	51%	75%	3.1
CALCULATION	100%	36%	23%	18%	22%	40%	2.3
APPLICATION/ANALYSIS	94%	22%	32%	26%	20%	46%	2.4
COMMUNICATION	94%	26%	33%	20%	21%	41%	2.3
OVERALL	97.6%						

Note: Not all row percentages sum to 100% due to rounding.

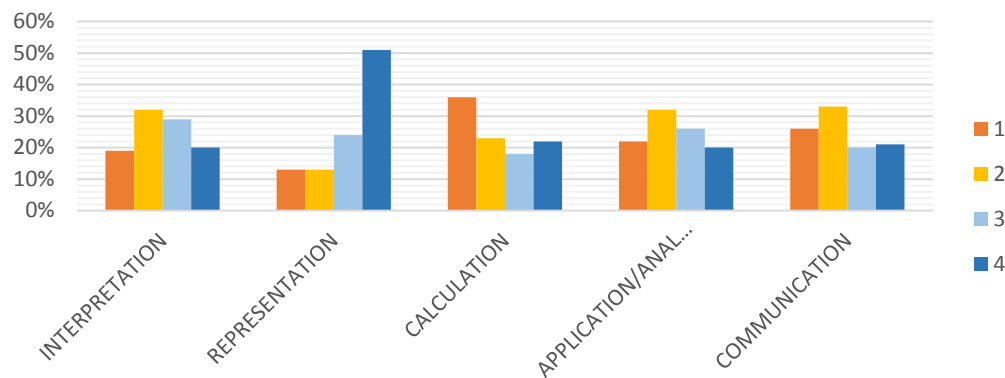
## Communication Skills



## Personal Responsibility



## Empirical & Quantitative Skills



## Core Objective Assessment 2015 Summary At-A-Glance

