



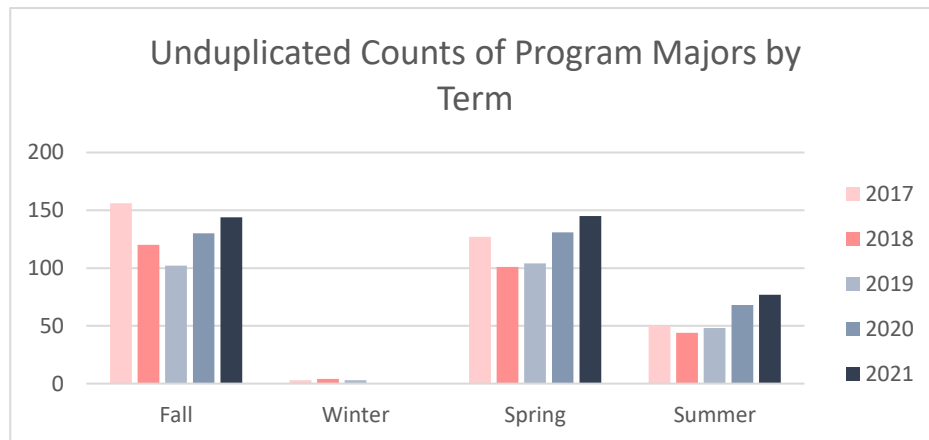
**Collin County Community College District
Program Review 2021 - 2022**

Unduplicated Student Enrollment by Program per Term
Academic Years 2017 - 2018 through 2020 - 2021

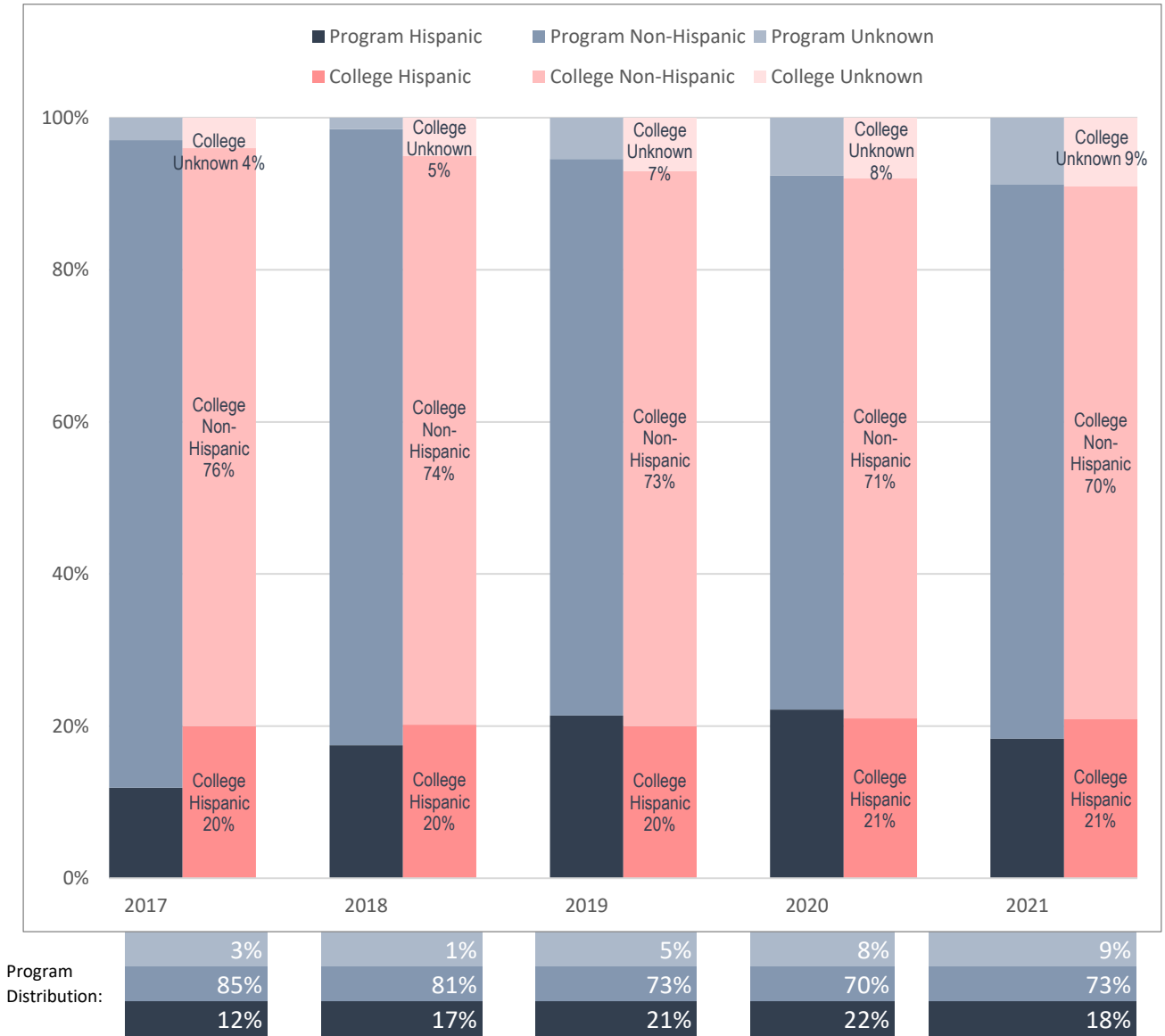
Web and Mobile Development

Term	Count of Enrolled Program Majors
Academic Year 2016 - 2017	
Fall 2016	156
Winter 2016	3
Spring 2017	127
Summer 2017	50
Academic Year 2017 - 2018	
Fall 2017	120
Winter 2017	4
Spring 2018	101
Summer 2018	44
Academic Year 2018 - 2019	
Fall 2018	102
Winter 2018	3
Spring 2019	104
Summer 2019	48
Academic Year 2019 - 2020	
Fall 2019	130
Spring 2020	131
Summer 2020	68
Academic Year 2020 - 2021	
Fall 2020	144
Spring 2021	145
Summer 2021	77

Note: Students counted for this measure were enrolled at Collin during the specified term and are identified based on their declared major in ZogoTech.

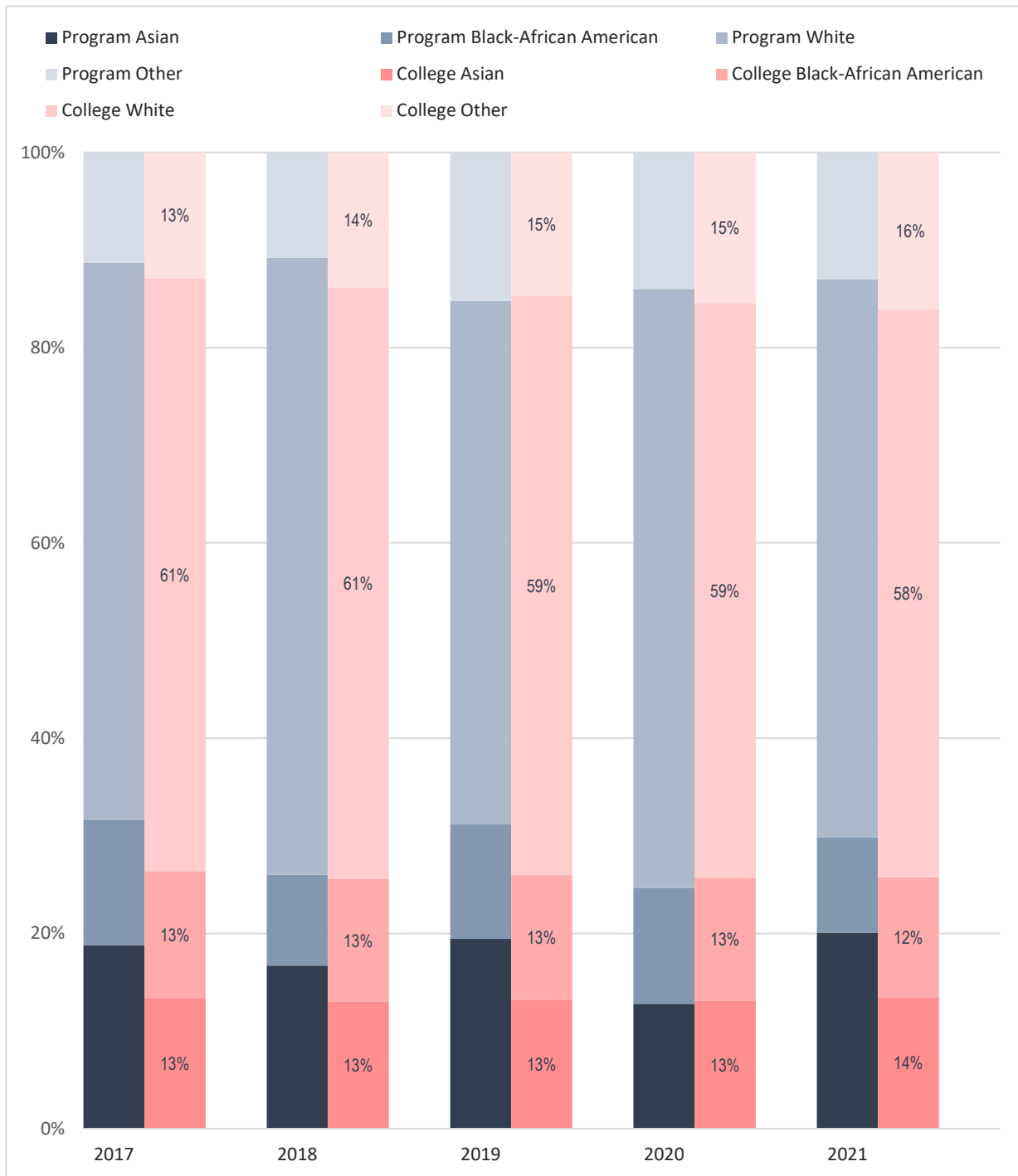


Ethnicity Distribution of Enrolled Web and Mobile Development Majors, Compared to Collin College's Overall Student Ethnicity Distribution



Note: Values rounded to the nearest percentage point and may not sum to 100%.

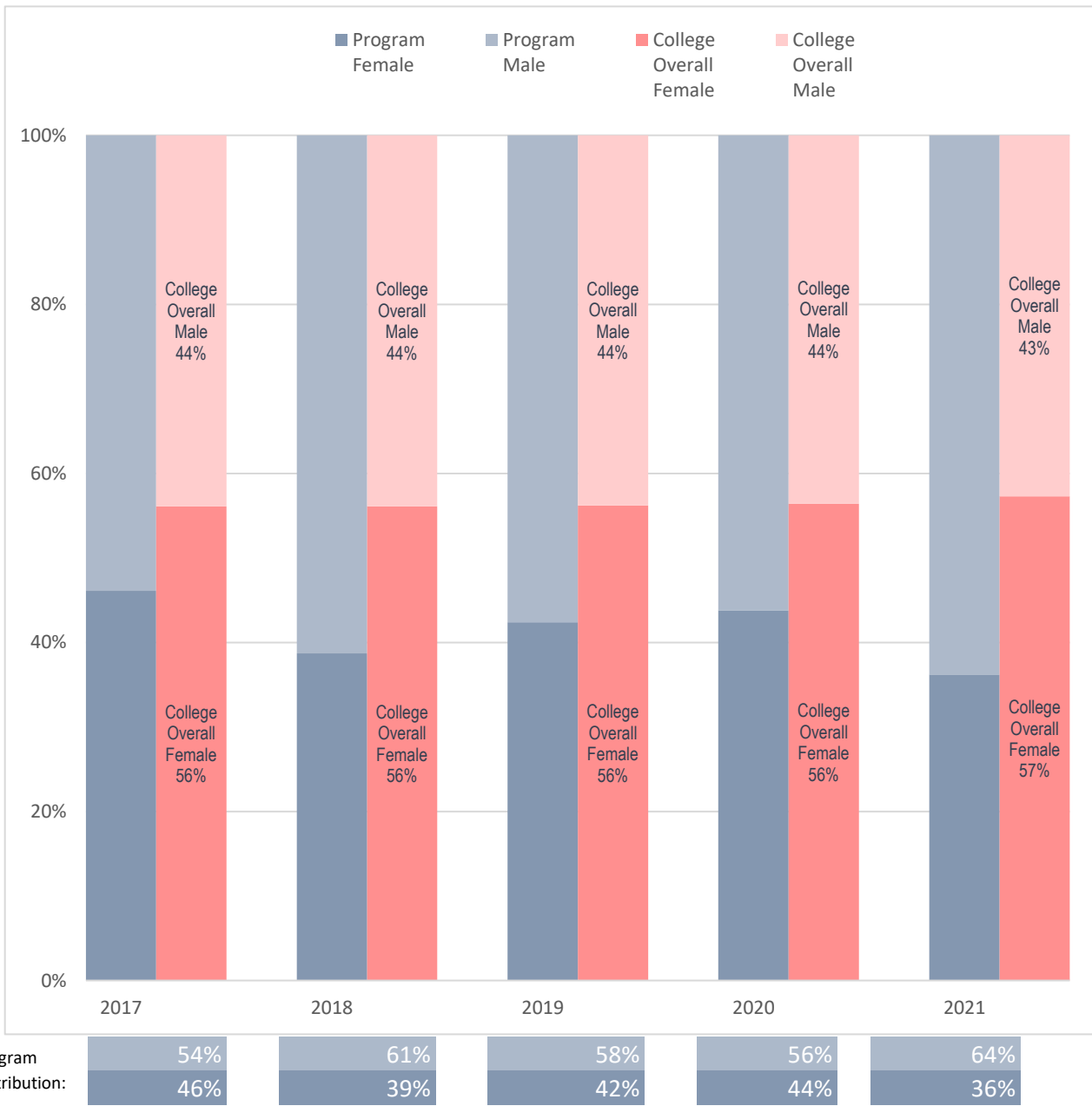
Racial Distribution of Enrolled Web and Mobile Development Majors, Compared to Collin College's Overall Student Racial Distribution



Program Distribution:	2017	2018	2019	2020	2021
Program Asian	19%	17%	20%	13%	20%
Program Black-African American	13%	9%	12%	12%	10%
Program White	57%	63%	54%	61%	57%
Program Other	11%	11%	15%	14%	13%

Note: Values rounded to the nearest percentage and may not sum to 100%. The category "Other" includes "American Indian - Alaska Native", "Multi-Race", "Native Hawaiian - Other Pacific Islander" and "Unknown."

Sex Distribution of Enrolled Web and Mobile Development Majors, Compared to Collin College's Overall Student Sex Distribution



Note: Values rounded to the nearest percentage point and may not sum to 100%.