



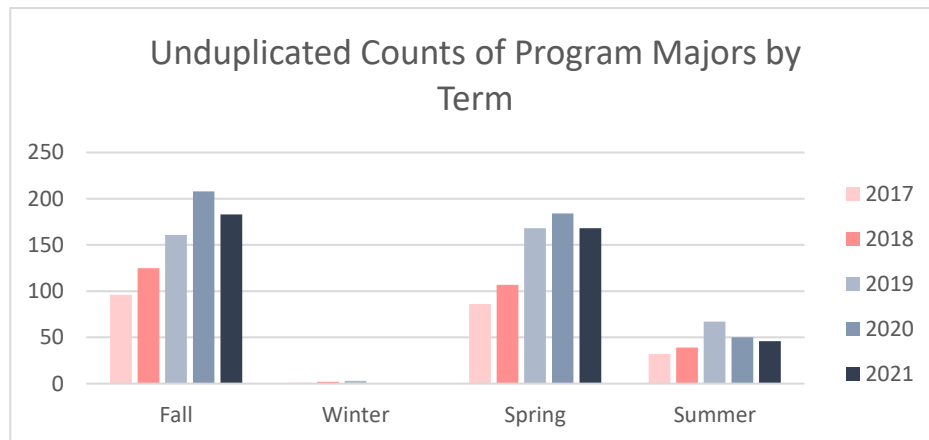
**Collin County Community College District  
Program Review 2021 - 2022**

Unduplicated Student Enrollment by Program per Term  
*Academic Years 2017 - 2018 through 2020 - 2021*

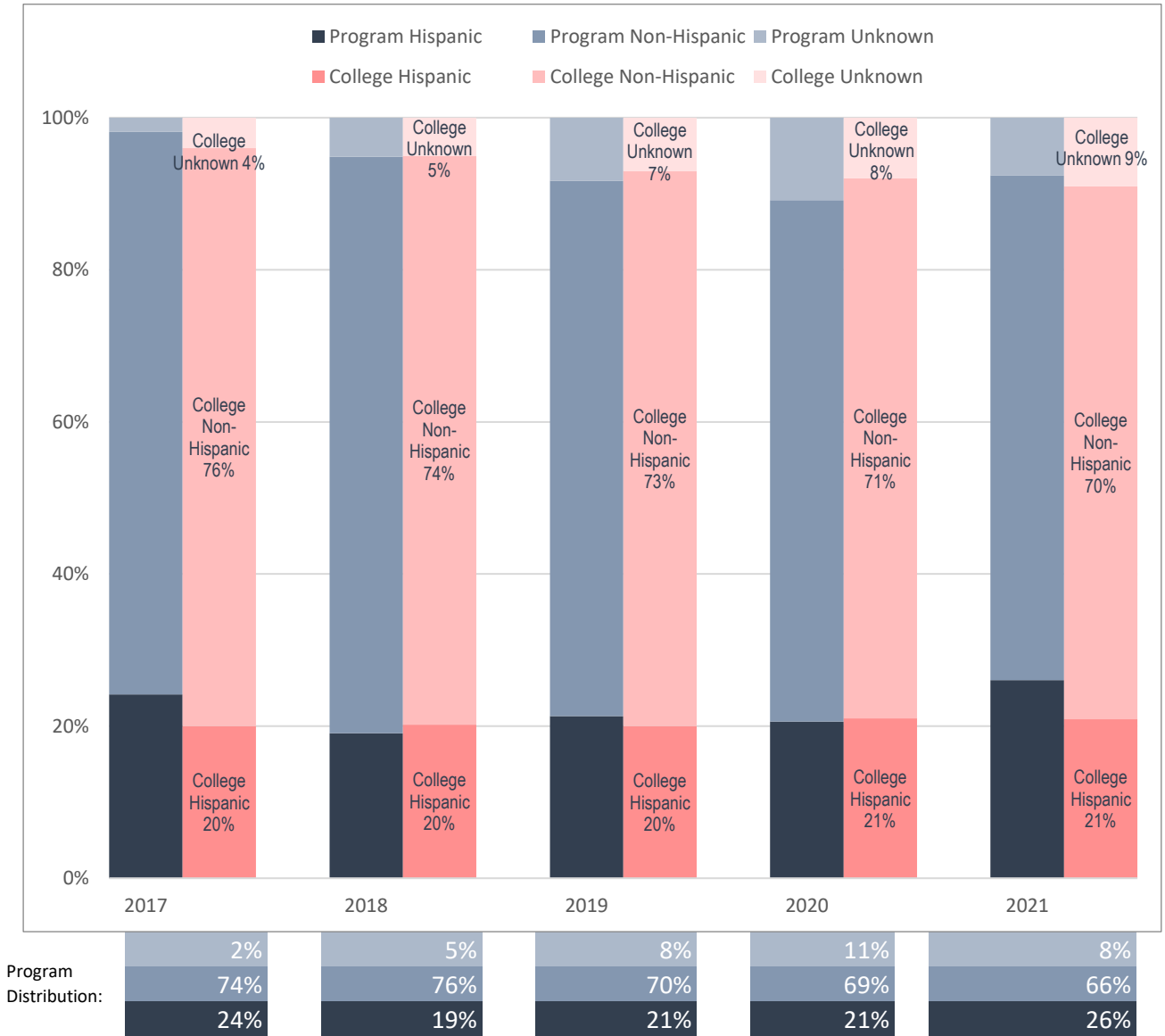
**Video Production**

Term	Count of Enrolled Program Majors
<b>Academic Year 2016 - 2017</b>	
Fall 2016	96
Winter 2016	1
Spring 2017	86
Summer 2017	32
<b>Academic Year 2017 - 2018</b>	
Fall 2017	125
Winter 2017	2
Spring 2018	107
Summer 2018	39
<b>Academic Year 2018 - 2019</b>	
Fall 2018	161
Winter 2018	3
Spring 2019	168
Summer 2019	67
<b>Academic Year 2019 - 2020</b>	
Fall 2019	208
Spring 2020	184
Summer 2020	50
<b>Academic Year 2020 - 2021</b>	
Fall 2020	183
Spring 2021	168
Summer 2021	46

*Note: Students counted for this measure were enrolled at Collin during the specified term and are identified based on their declared major in ZogoTech.*

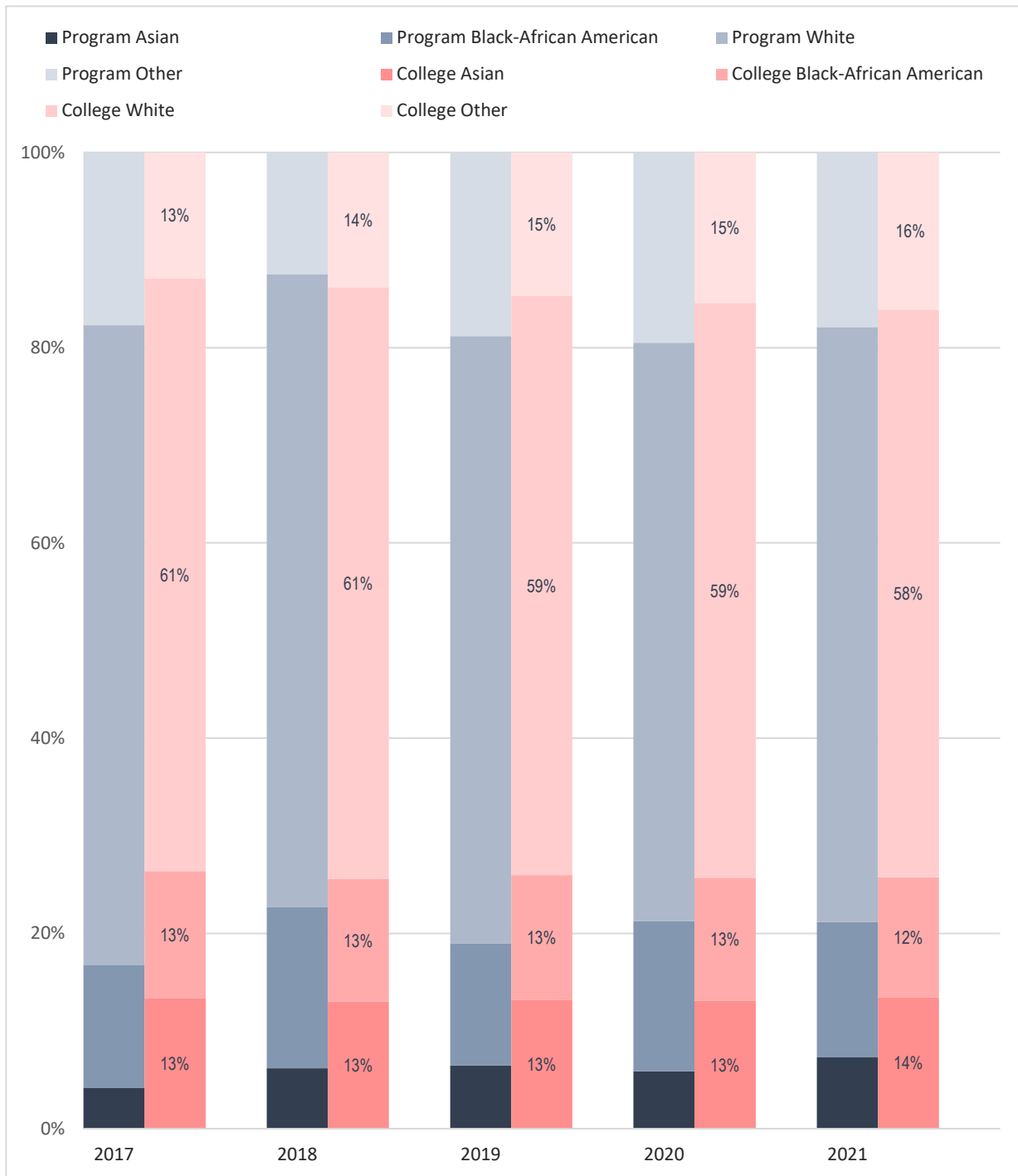


## Ethnicity Distribution of Enrolled Video Production Majors, Compared to Collin College's Overall Student Ethnicity Distribution



*Note: Values rounded to the nearest percentage point and may not sum to 100%.*

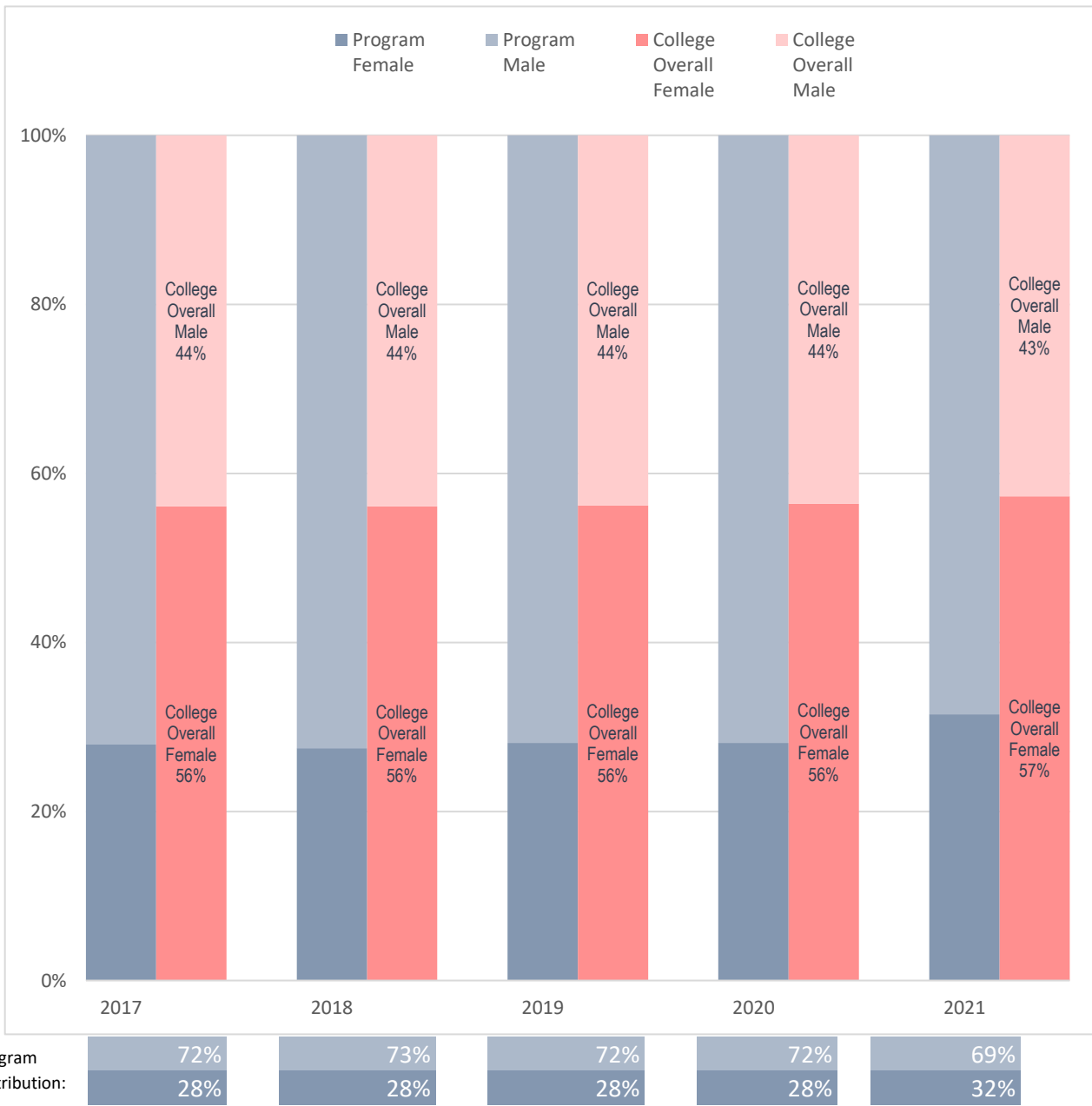
## Racial Distribution of Enrolled Video Production Majors, Compared to Collin College's Overall Student Racial Distribution



Program Distribution:	2017	2018	2019	2020	2021
Program Other	18%	13%	19%	20%	18%
Program White	66%	65%	62%	59%	61%
Program Black-African American	13%	17%	13%	15%	14%
Program Asian	4%	6%	7%	6%	7%

*Note: Values rounded to the nearest percentage and may not sum to 100%. The category "Other" includes "American Indian - Alaska Native", "Multi-Race", "Native Hawaiian - Other Pacific Islander" and "Unknown."*

## Sex Distribution of Enrolled Video Production Majors, Compared to Collin College's Overall Student Sex Distribution



*Note: Values rounded to the nearest percentage point and may not sum to 100%.*