



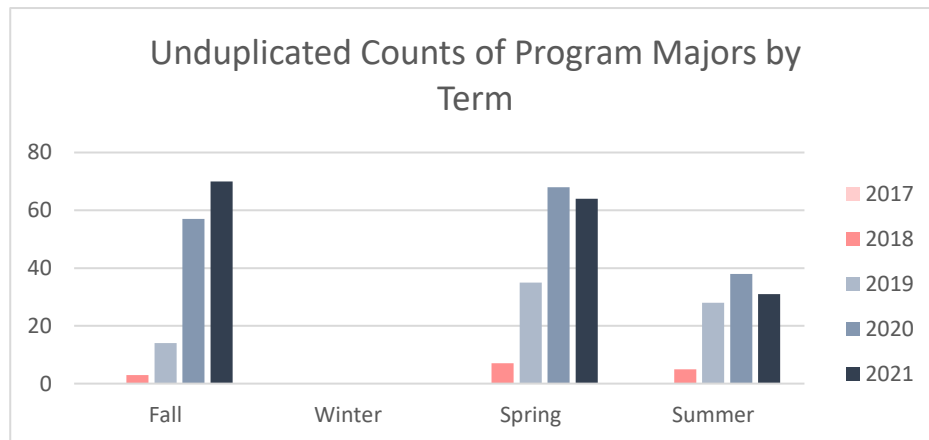
**Collin County Community College District  
Program Review 2021 - 2022**

Unduplicated Student Enrollment by Program per Term  
*Academic Years 2017 - 2018 through 2020 - 2021*

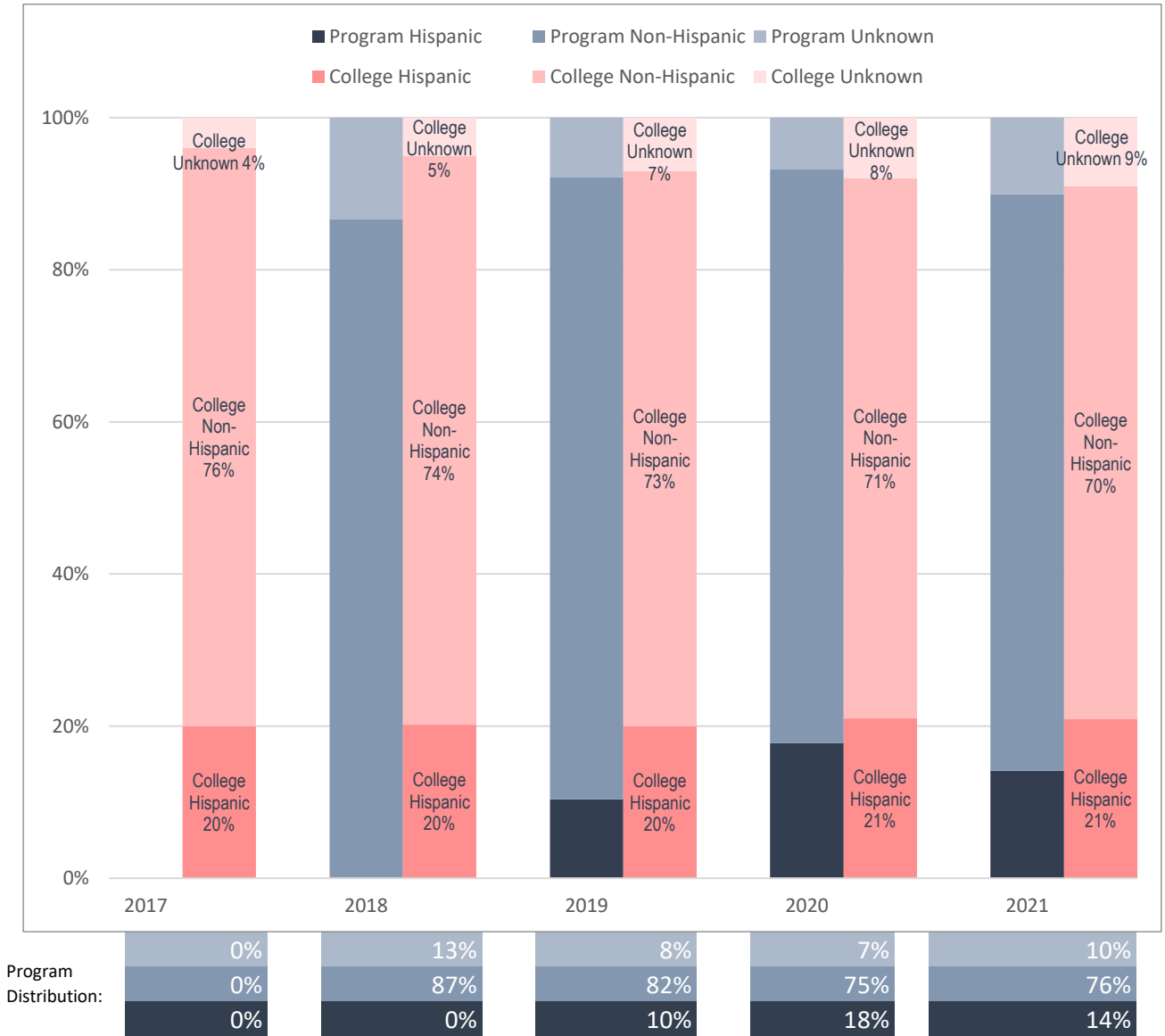
**Supply Chain Management**

Term	Count of Enrolled Program Majors
<b>Academic Year 2016 - 2017</b>	
Fall 2016	0
Winter 2016	0
Spring 2017	0
Summer 2017	0
<b>Academic Year 2017 - 2018</b>	
Fall 2017	3
Winter 2017	0
Spring 2018	7
Summer 2018	5
<b>Academic Year 2018 - 2019</b>	
Fall 2018	14
Winter 2018	0
Spring 2019	35
Summer 2019	28
<b>Academic Year 2019 - 2020</b>	
Fall 2019	57
Spring 2020	68
Summer 2020	38
<b>Academic Year 2020 - 2021</b>	
Fall 2020	70
Spring 2021	64
Summer 2021	31

*Note: Students counted for this measure were enrolled at Collin during the specified term and are identified based on their declared major in ZogoTech.*

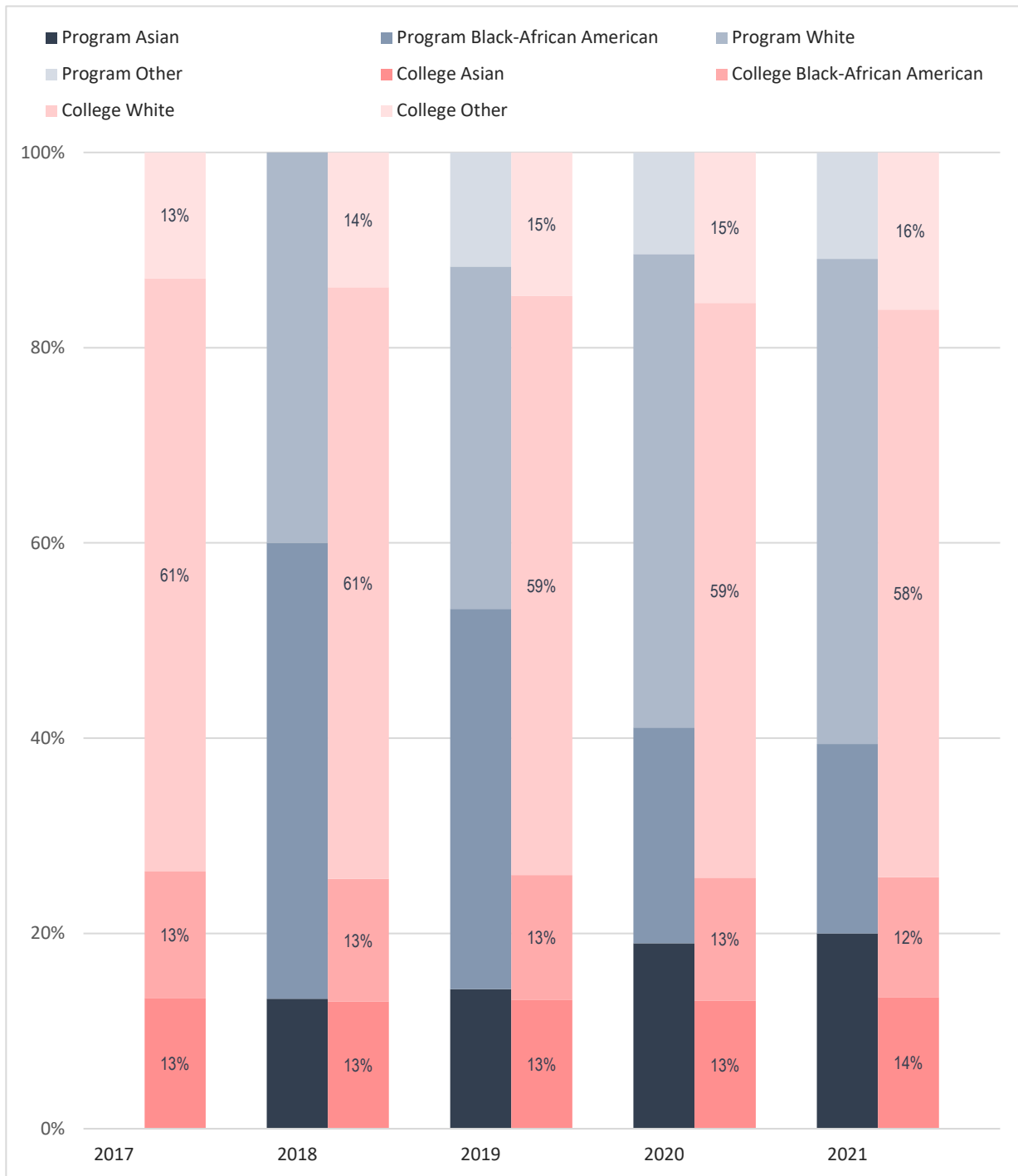


## Ethnicity Distribution of Enrolled Supply Chain Management Majors, Compared to Collin College's Overall Student Ethnicity Distribution



*Note: Values rounded to the nearest percentage point and may not sum to 100%.*

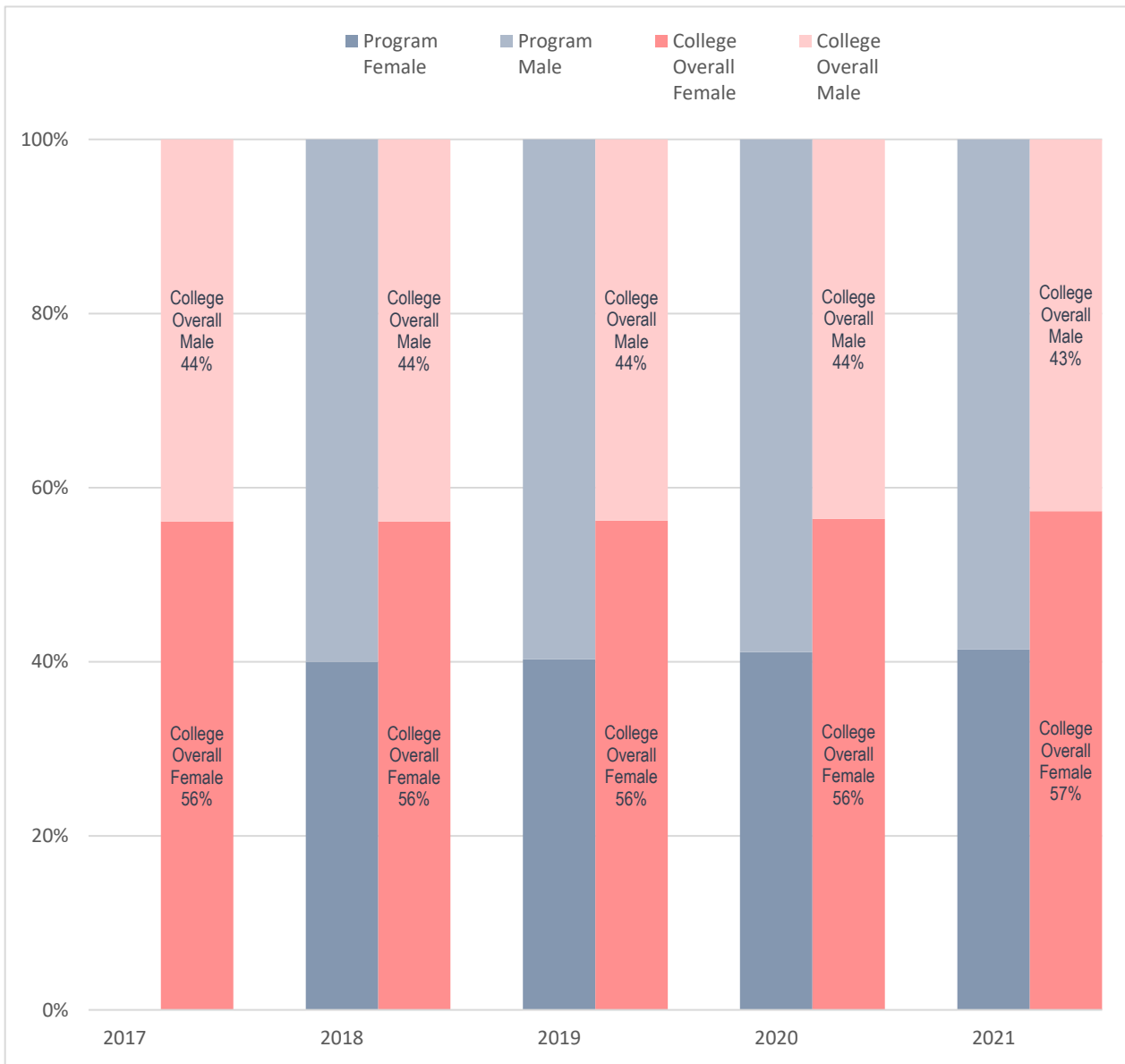
## Racial Distribution of Enrolled Supply Chain Management Majors, Compared to Collin College's Overall Student Racial Distribution



Program Distribution:	0%	0%	12%	10%	11%
	0%	40%	35%	49%	50%
	0%	47%	39%	22%	19%
	0%	13%	14%	19%	20%

*Note: Values rounded to the nearest percentage and may not sum to 100%. The category "Other" includes "American Indian - Alaska Native", "Multi-Race", "Native Hawaiian - Other Pacific Islander" and "Unknown."*

### Sex Distribution of Enrolled Supply Chain Management Majors, Compared to Collin College's Overall Student Sex Distribution



Program Distribution:	0%	60%	60%	59%	59%
	0%	40%	40%	41%	41%

*Note: Values rounded to the nearest percentage point and may not sum to 100%.*