



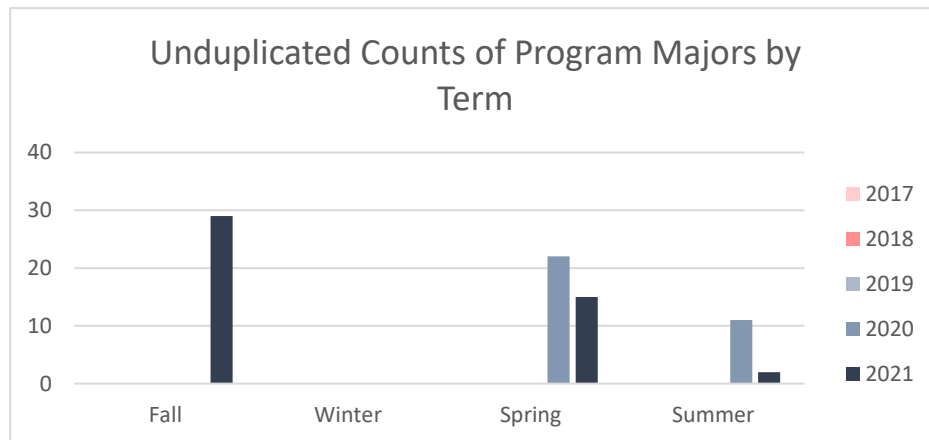
**Collin County Community College District
Program Review 2021 - 2022**

Unduplicated Student Enrollment by Program per Term
Academic Years 2017 - 2018 through 2020 - 2021

RN-to-BSN

Term	Count of Enrolled Program Majors
Academic Year 2016 - 2017	
Fall 2016	0
Winter 2016	0
Spring 2017	0
Summer 2017	0
Academic Year 2017 - 2018	
Fall 2017	0
Winter 2017	0
Spring 2018	0
Summer 2018	0
Academic Year 2018 - 2019	
Fall 2018	0
Winter 2018	0
Spring 2019	0
Summer 2019	0
Academic Year 2019 - 2020	
Fall 2019	0
Spring 2020	22
Summer 2020	11
Academic Year 2020 - 2021	
Fall 2020	29
Spring 2021	15
Summer 2021	2

Note: Students counted for this measure were enrolled at Collin during the specified term and are identified based on their declared major in ZogoTech.

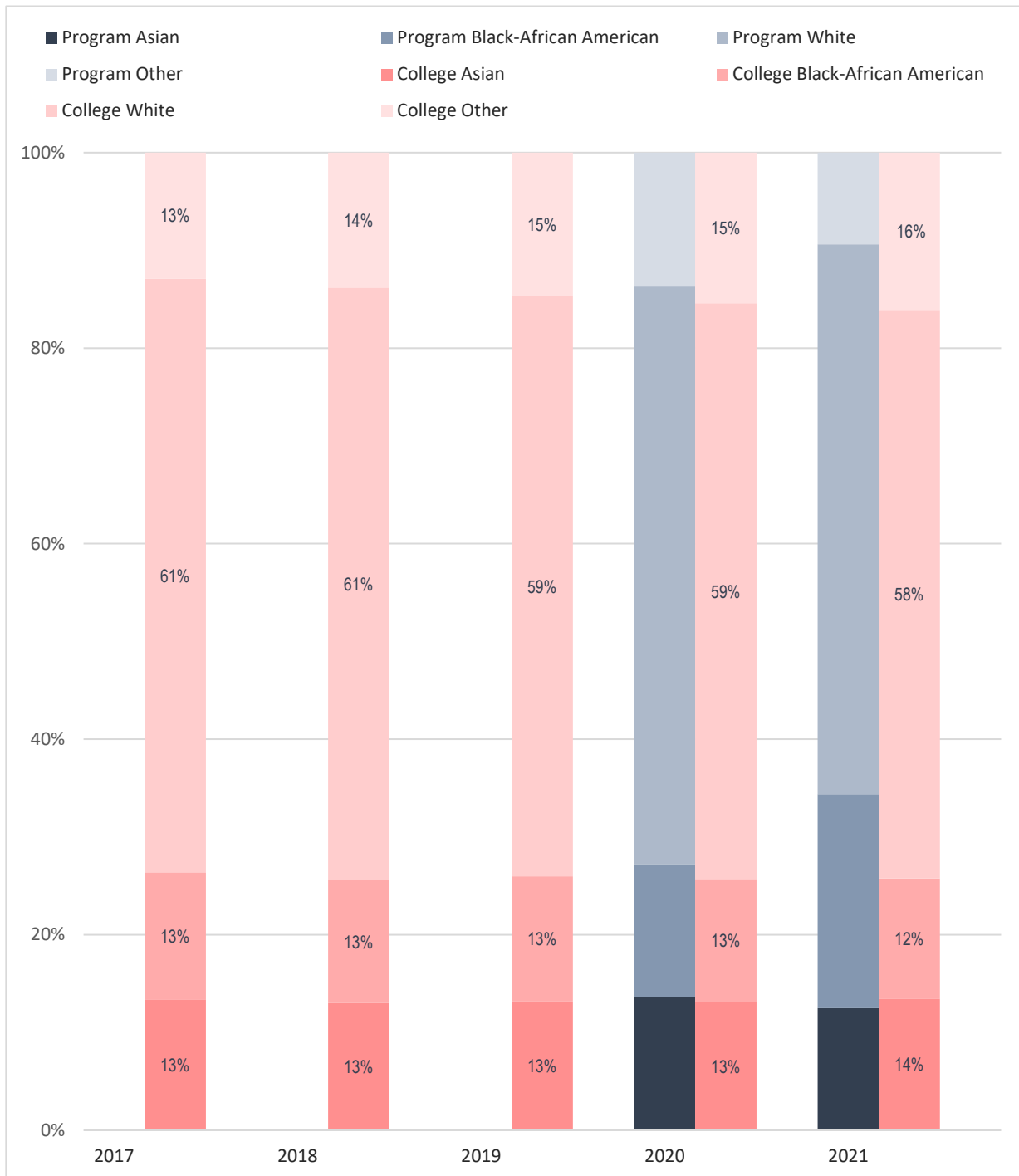


Ethnicity Distribution of Enrolled RN-to-BSN Majors, Compared to Collin College's Overall Student Ethnicity Distribution



Note: Values rounded to the nearest percentage point and may not sum to 100%.

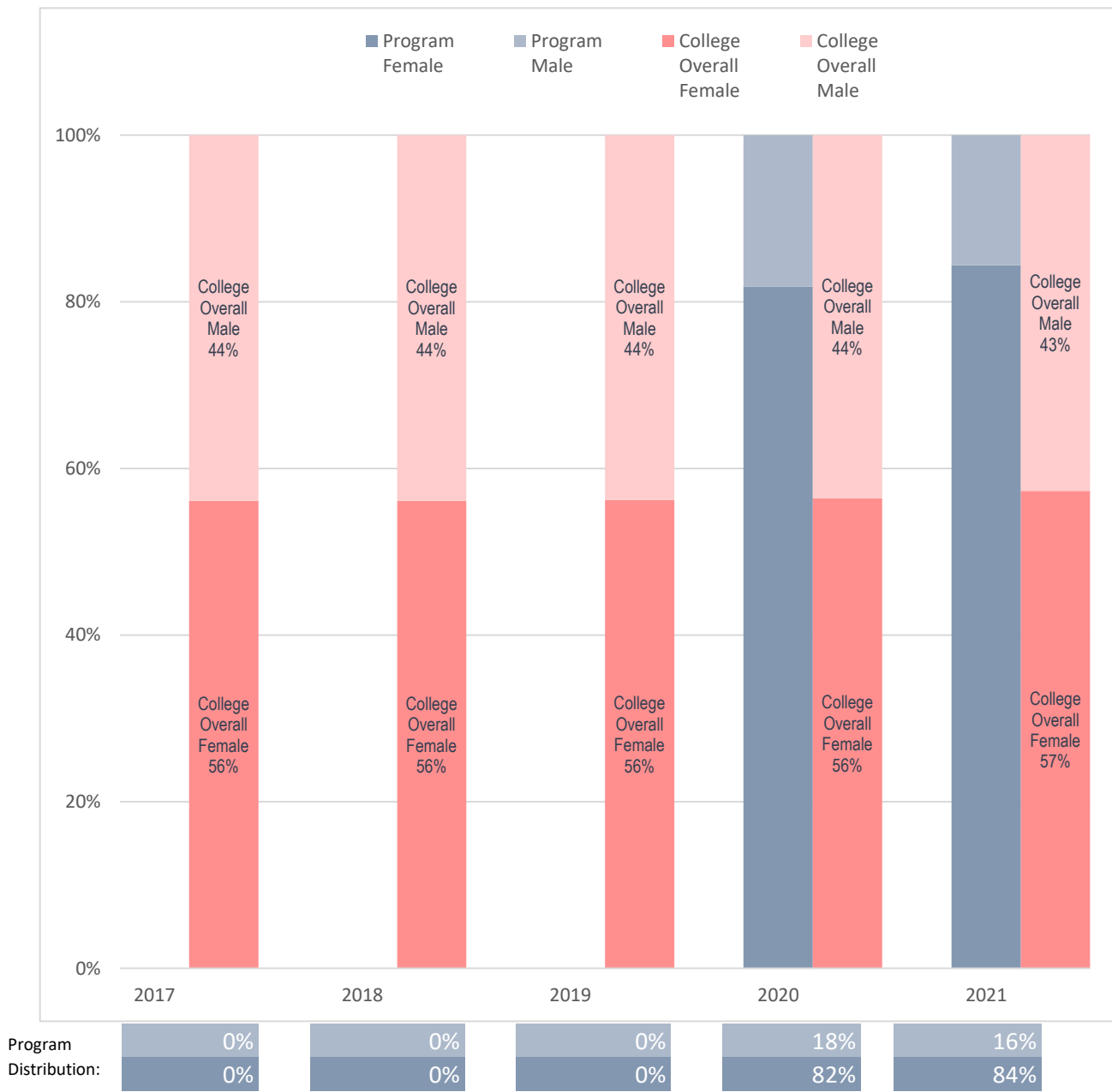
Racial Distribution of Enrolled RN-to-BSN Majors, Compared to Collin College's Overall Student Racial Distribution



Program Distribution:	2017	2018	2019	2020	2021
Program Asian	0%	0%	0%	14%	13%
Program Black-African American	0%	0%	0%	14%	22%
Program White	0%	0%	0%	59%	56%
Program Other	0%	0%	0%	14%	9%

Note: Values rounded to the nearest percentage and may not sum to 100%. The category "Other" includes "American Indian - Alaska Native", "Multi-Race", "Native Hawaiian - Other Pacific Islander" and "Unknown."

Sex Distribution of Enrolled RN-to-BSN Majors, Compared to Collin College's Overall Student Sex Distribution



Note: Values rounded to the nearest percentage point and may not sum to 100%.