



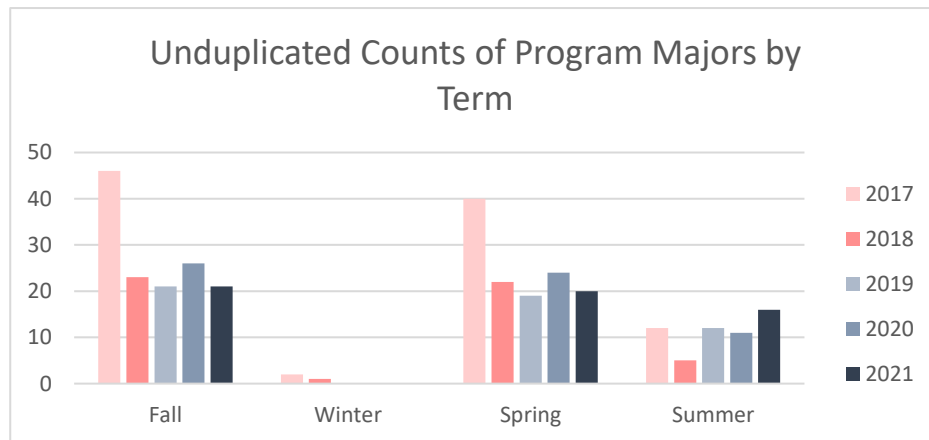
**Collin County Community College District  
Program Review 2021 - 2022**

Unduplicated Student Enrollment by Program per Term  
*Academic Years 2017 - 2018 through 2020 - 2021*

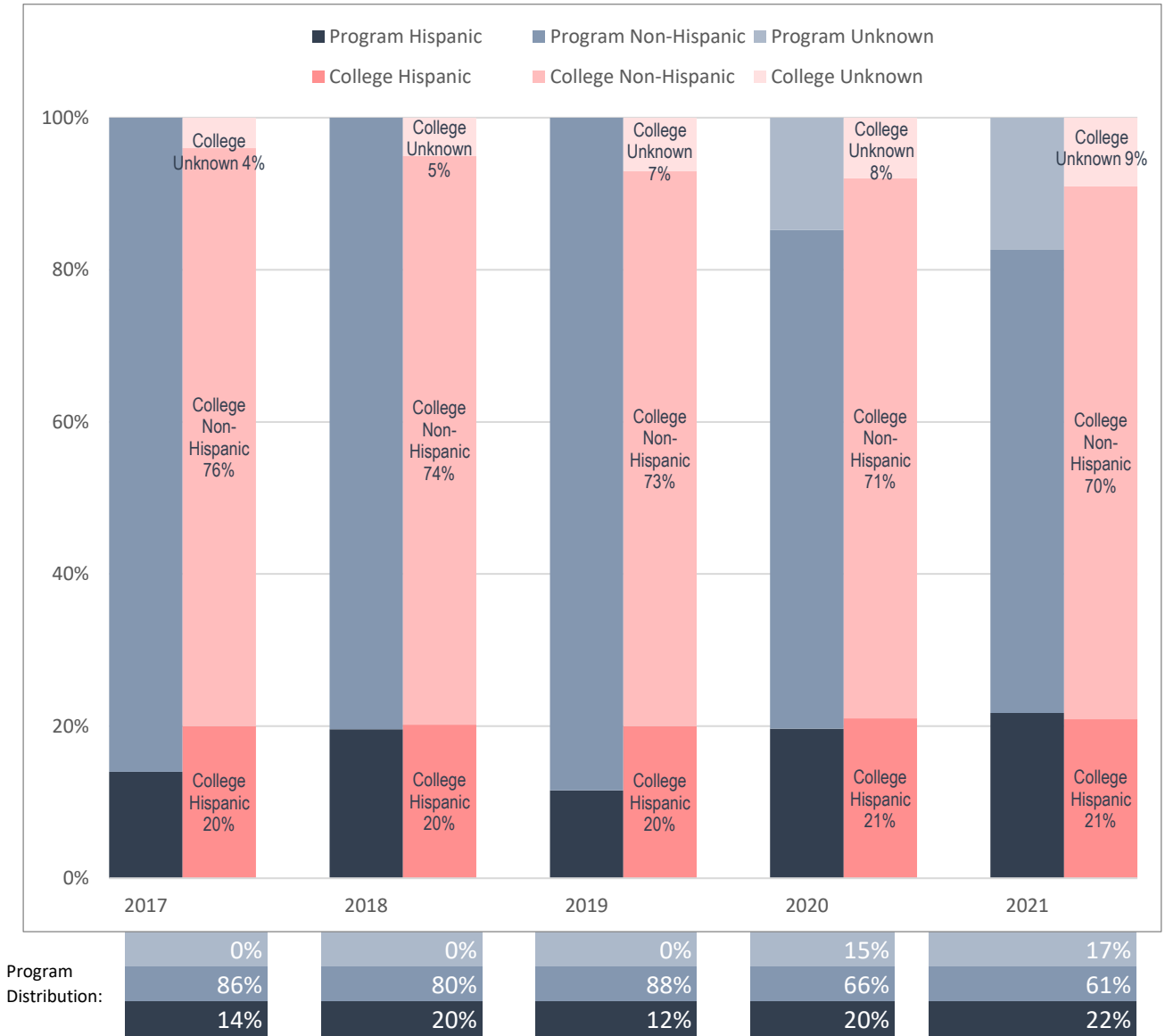
***Polysomnographic Technology***

Term	Count of Enrolled Program Majors
<b>Academic Year 2016 - 2017</b>	
Fall 2016	46
Winter 2016	2
Spring 2017	40
Summer 2017	12
<b>Academic Year 2017 - 2018</b>	
Fall 2017	23
Winter 2017	1
Spring 2018	22
Summer 2018	5
<b>Academic Year 2018 - 2019</b>	
Fall 2018	21
Winter 2018	0
Spring 2019	19
Summer 2019	12
<b>Academic Year 2019 - 2020</b>	
Fall 2019	26
Spring 2020	24
Summer 2020	11
<b>Academic Year 2020 - 2021</b>	
Fall 2020	21
Spring 2021	20
Summer 2021	16

*Note: Students counted for this measure were enrolled at Collin during the specified term and are identified based on their declared major in ZogoTech.*

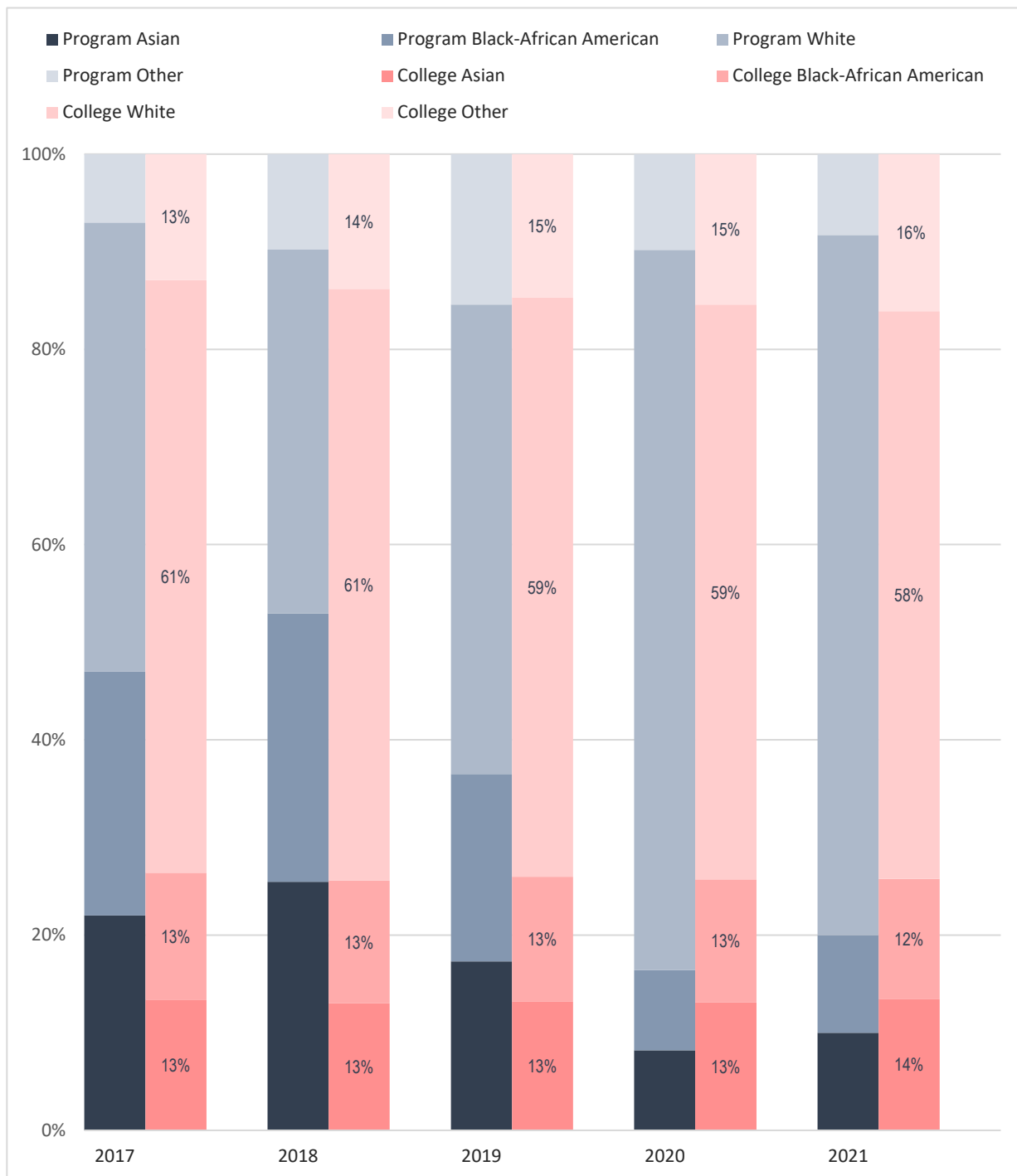


## Ethnicity Distribution of Enrolled Polysomnographic Technology Majors, Compared to Collin College's Overall Student Ethnicity Distribution



*Note: Values rounded to the nearest percentage point and may not sum to 100%.*

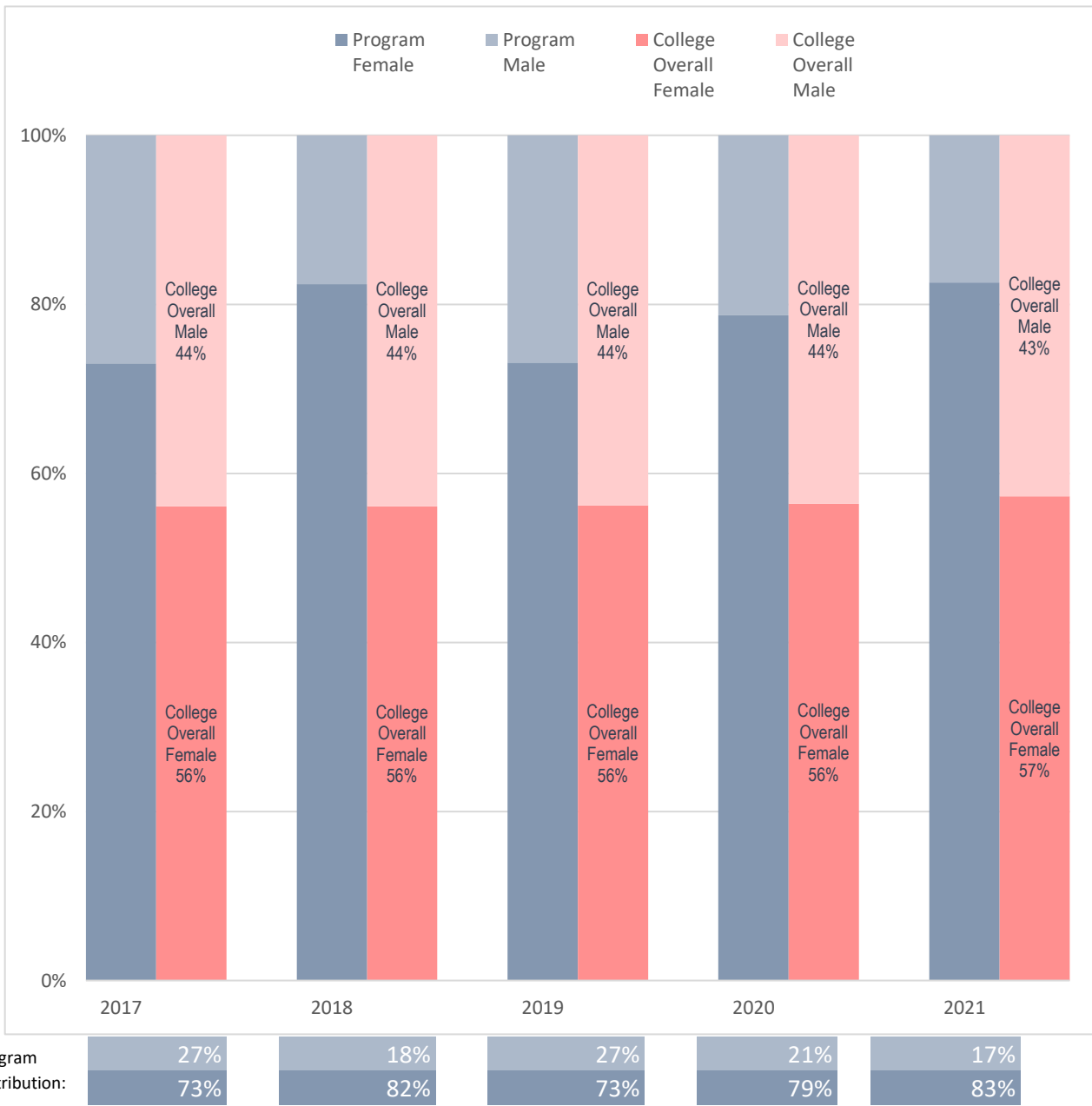
## Racial Distribution of Enrolled Polysomnographic Technology Majors, Compared to Collin College's Overall Student Racial Distribution



Program Distribution:	2017	2018	2019	2020	2021
Asian	22%	26%	17%	8%	10%
Black-African American	25%	28%	19%	8%	10%
White	46%	37%	48%	74%	72%
Other	7%	10%	15%	10%	8%

*Note: Values rounded to the nearest percentage and may not sum to 100%. The category "Other" includes "American Indian - Alaska Native", "Multi-Race", "Native Hawaiian - Other Pacific Islander" and "Unknown."*

## Sex Distribution of Enrolled Polysomnographic Technology Majors, Compared to Collin College's Overall Student Sex Distribution



*Note: Values rounded to the nearest percentage point and may not sum to 100%.*