



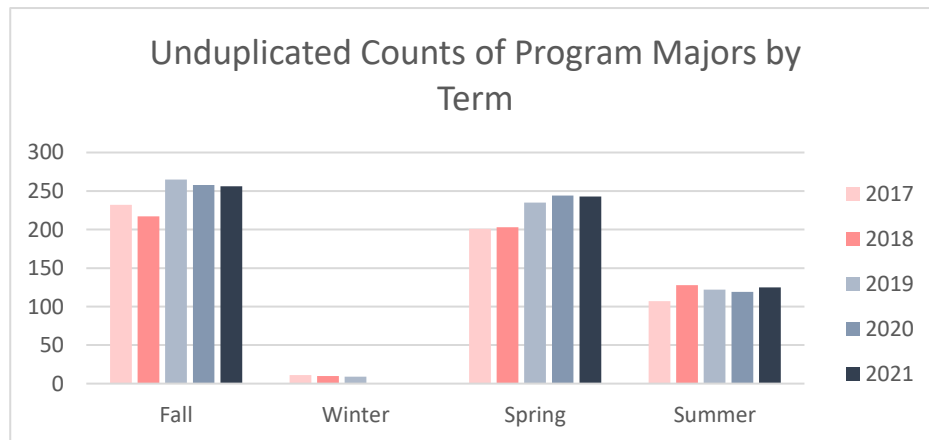
**Collin County Community College District
Program Review 2021 - 2022**

Unduplicated Student Enrollment by Program per Term
Academic Years 2017 - 2018 through 2020 - 2021

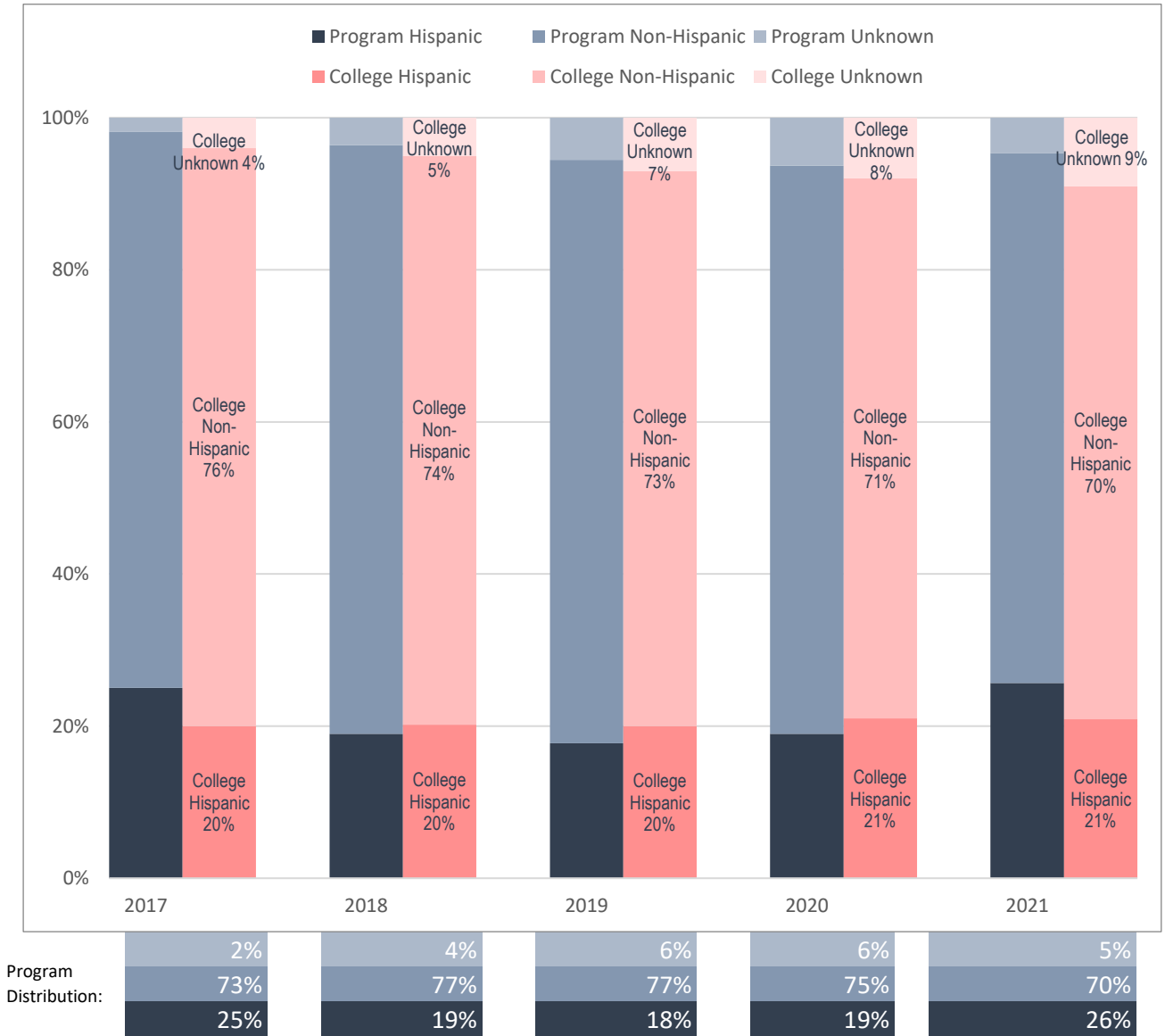
Paralegal-Legal Assistant

Term	Count of Enrolled Program Majors
Academic Year 2016 - 2017	
Fall 2016	232
Winter 2016	11
Spring 2017	201
Summer 2017	107
Academic Year 2017 - 2018	
Fall 2017	217
Winter 2017	10
Spring 2018	203
Summer 2018	128
Academic Year 2018 - 2019	
Fall 2018	265
Winter 2018	9
Spring 2019	235
Summer 2019	122
Academic Year 2019 - 2020	
Fall 2019	258
Spring 2020	244
Summer 2020	119
Academic Year 2020 - 2021	
Fall 2020	256
Spring 2021	243
Summer 2021	125

Note: Students counted for this measure were enrolled at Collin during the specified term and are identified based on their declared major in ZogoTech.

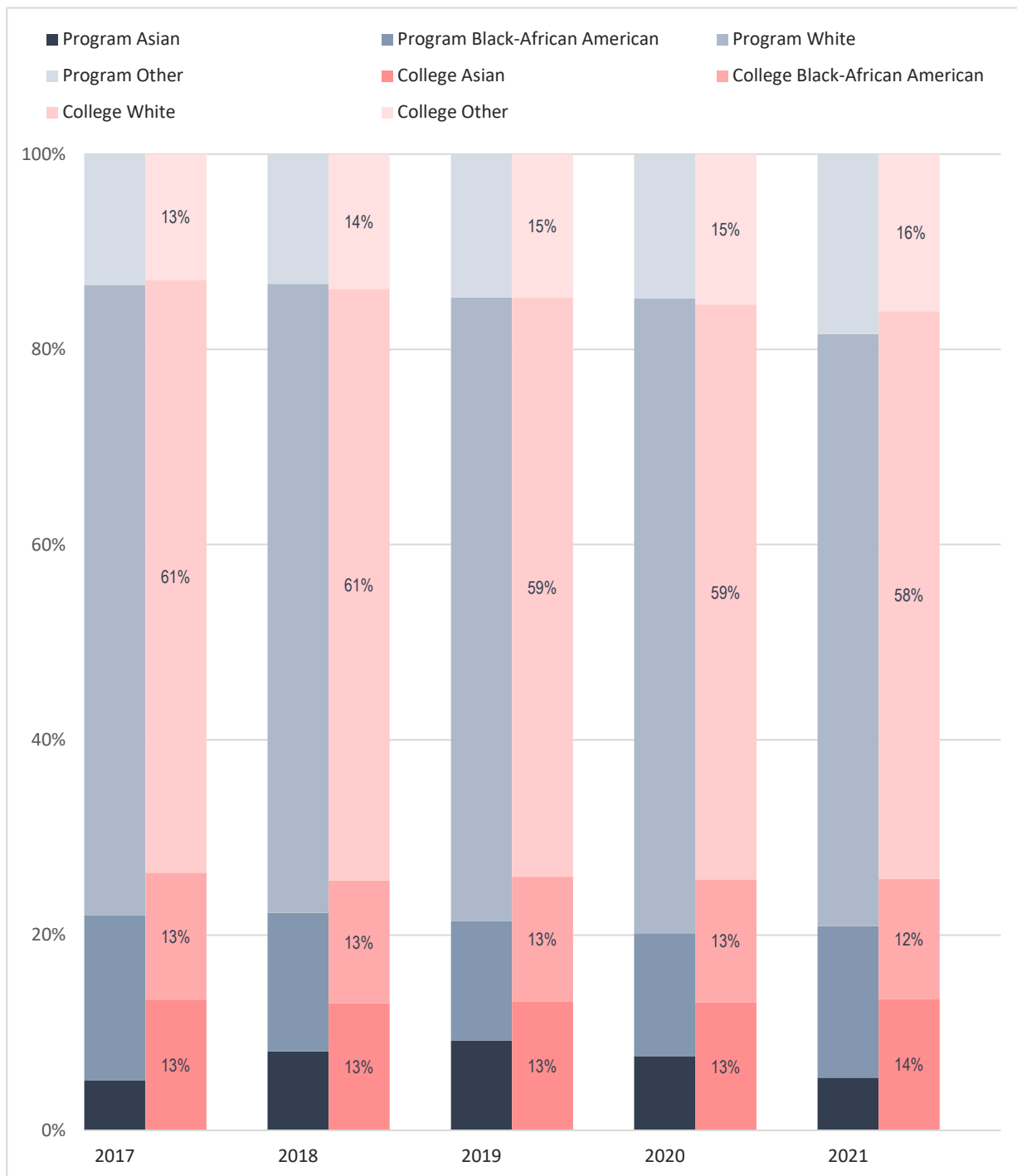


Ethnicity Distribution of Enrolled Paralegal-Legal Assistant Majors, Compared to Collin College's Overall Student Ethnicity Distribution



Note: Values rounded to the nearest percentage point and may not sum to 100%.

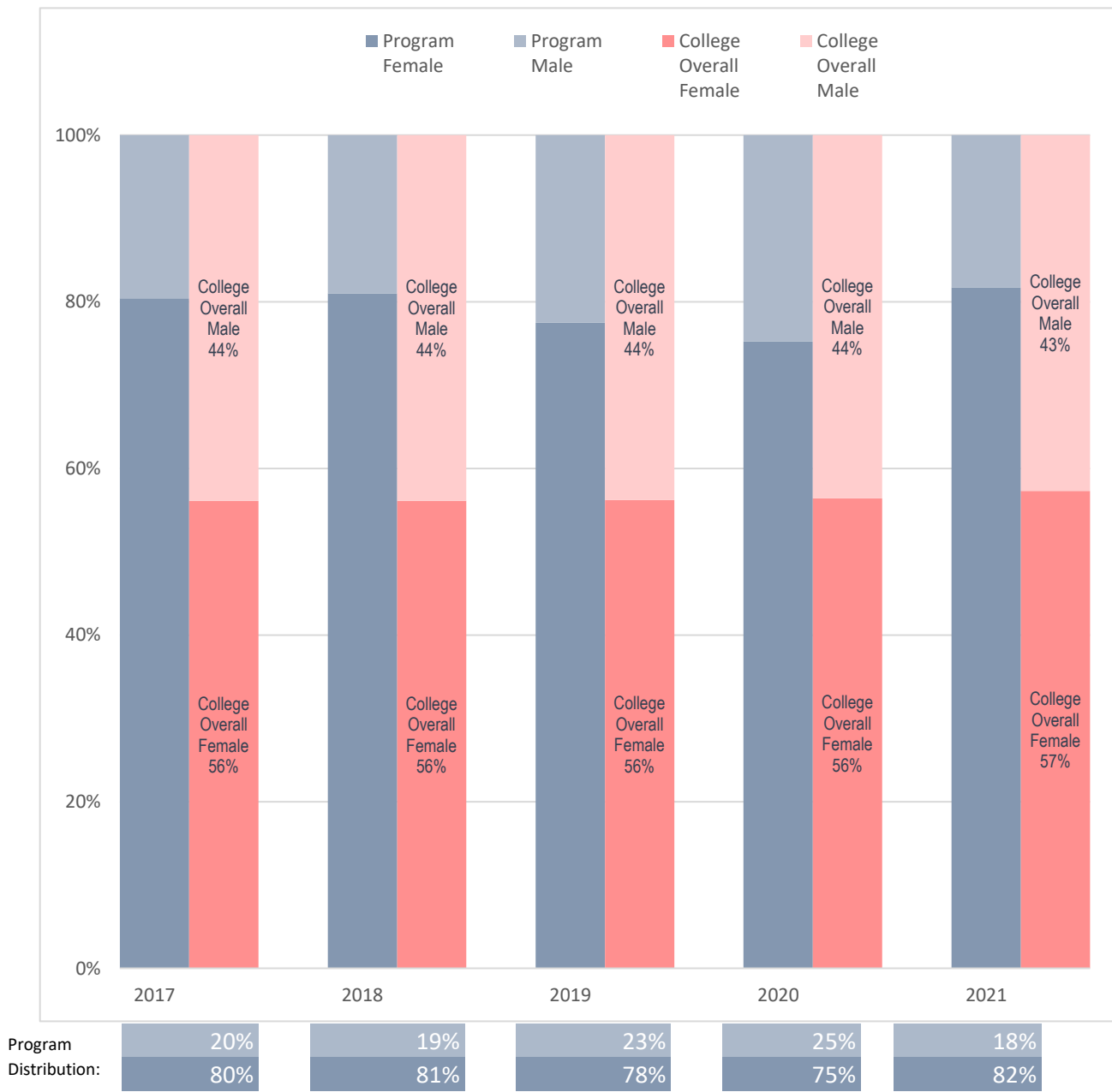
Racial Distribution of Enrolled Paralegal-Legal Assistant Majors, Compared to Collin College's Overall Student Racial Distribution



Program Distribution:	2017	2018	2019	2020	2021
Program Asian	5%	8%	9%	8%	5%
Program Black-African American	17%	14%	12%	13%	16%
Program White	65%	65%	64%	65%	61%
Program Other	13%	13%	15%	15%	18%

Note: Values rounded to the nearest percentage and may not sum to 100%. The category "Other" includes "American Indian - Alaska Native", "Multi-Race", "Native Hawaiian - Other Pacific Islander" and "Unknown."

Sex Distribution of Enrolled Paralegal-Legal Assistant Majors, Compared to Collin College's Overall Student Sex Distribution



Note: Values rounded to the nearest percentage point and may not sum to 100%.