



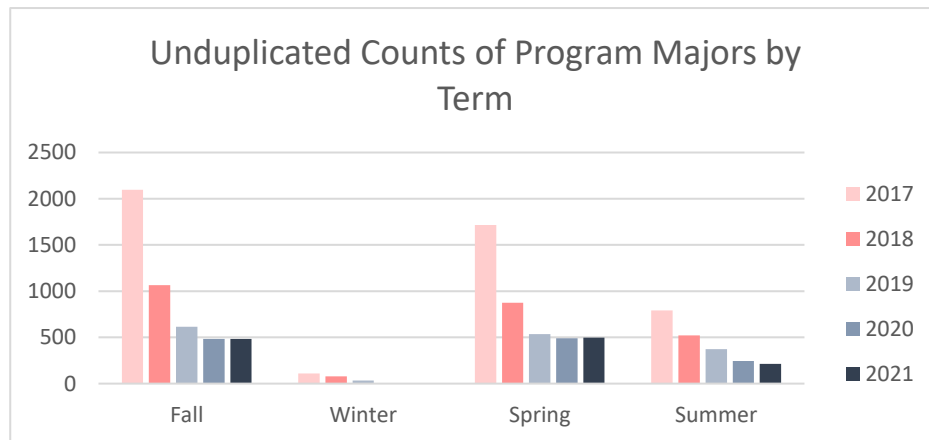
**Collin County Community College District
Program Review 2021 - 2022**

Unduplicated Student Enrollment by Program per Term
Academic Years 2017 - 2018 through 2020 - 2021

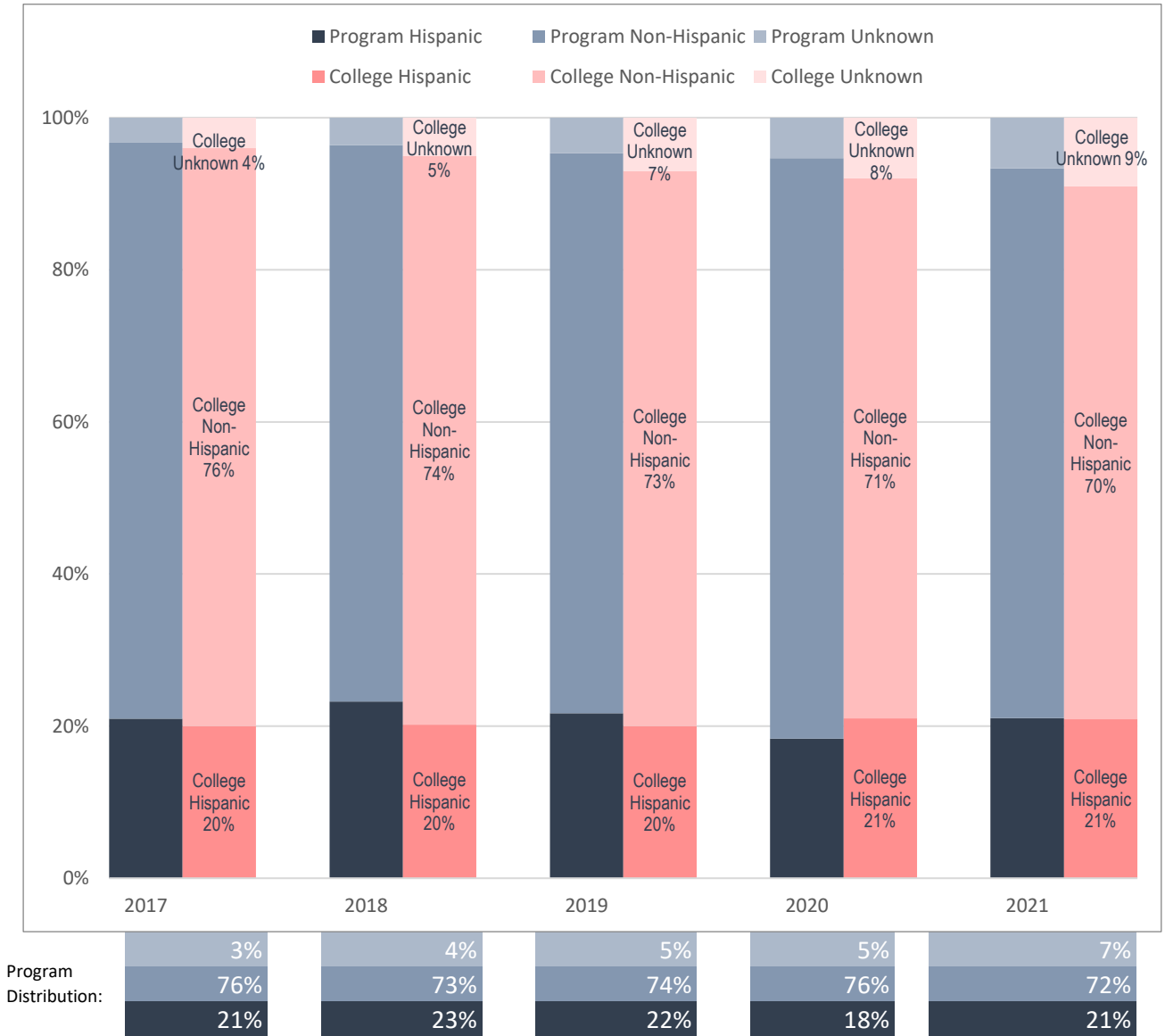
Nursing RN

Term	Count of Enrolled Program Majors
Academic Year 2016 - 2017	
Fall 2016	2,096
Winter 2016	109
Spring 2017	1,716
Summer 2017	792
Academic Year 2017 - 2018	
Fall 2017	1,066
Winter 2017	79
Spring 2018	873
Summer 2018	522
Academic Year 2018 - 2019	
Fall 2018	616
Winter 2018	33
Spring 2019	537
Summer 2019	372
Academic Year 2019 - 2020	
Fall 2019	484
Spring 2020	492
Summer 2020	244
Academic Year 2020 - 2021	
Fall 2020	482
Spring 2021	498
Summer 2021	213

Note: Students counted for this measure were enrolled at Collin during the specified term and are identified based on their declared major in ZogoTech.

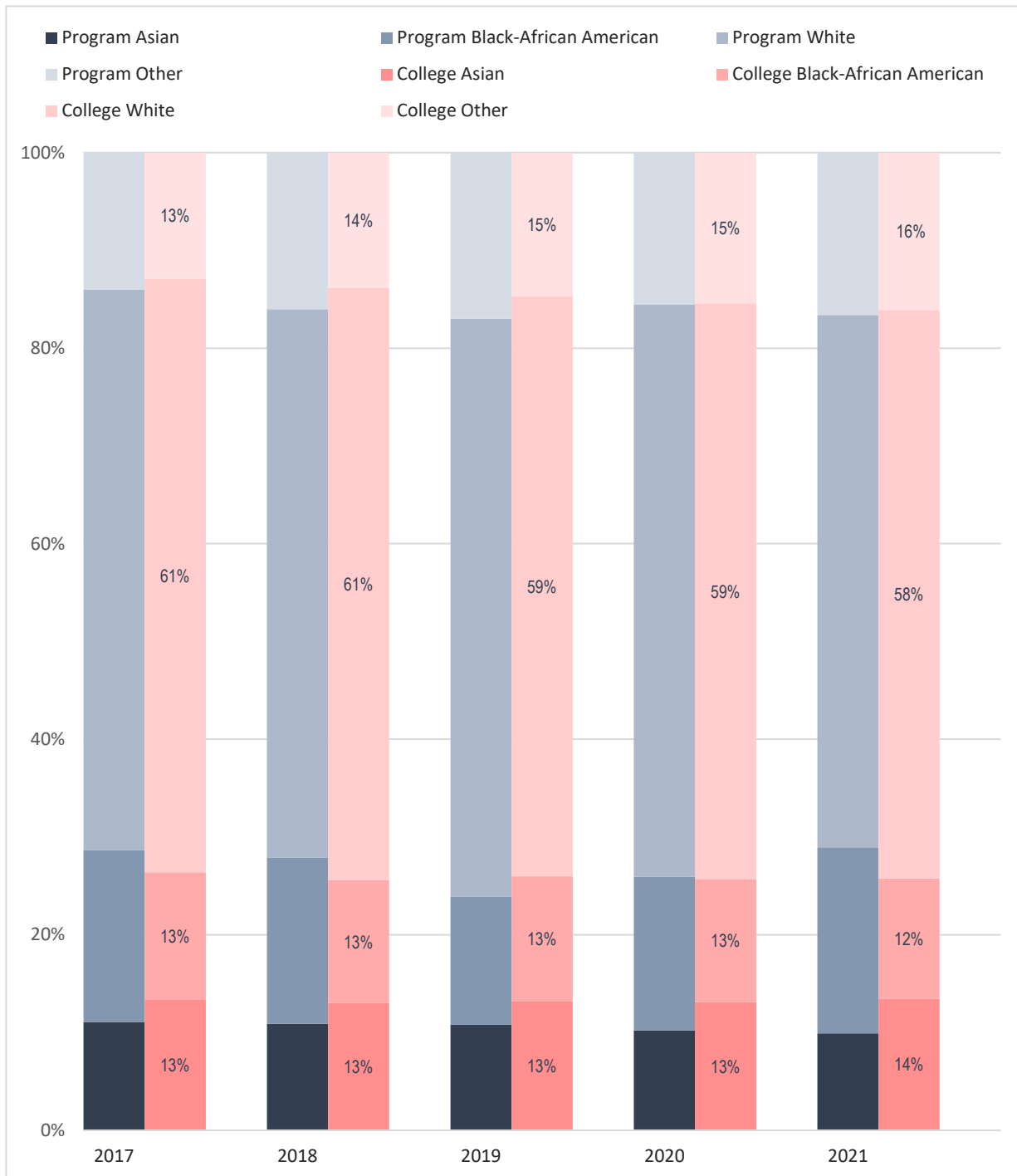


Ethnicity Distribution of Enrolled Nursing RN Majors, Compared to Collin College's Overall Student Ethnicity Distribution



Note: Values rounded to the nearest percentage point and may not sum to 100%.

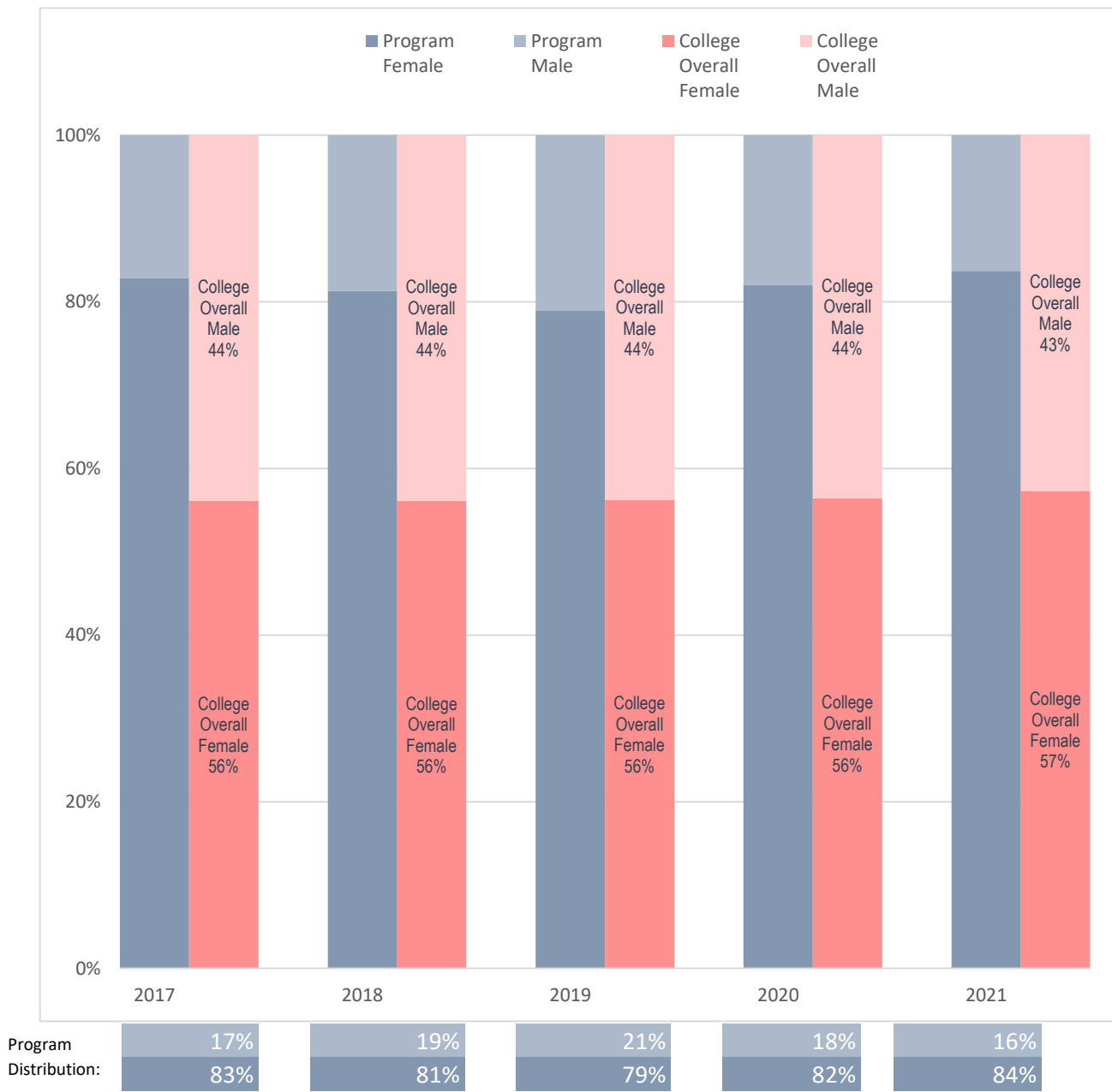
Racial Distribution of Enrolled Nursing RN Majors, Compared to Collin College's Overall Student Racial Distribution



Program Distribution:	2017	2018	2019	2020	2021
Program White	57%	56%	59%	59%	54%
Program Black-African American	18%	17%	13%	16%	19%
Program Asian	11%	11%	11%	10%	10%
Program Other	14%	16%	17%	16%	17%

Note: Values rounded to the nearest percentage and may not sum to 100%. The category "Other" includes "American Indian - Alaska Native", "Multi-Race", "Native Hawaiian - Other Pacific Islander" and "Unknown."

Sex Distribution of Enrolled Nursing RN Majors, Compared to Collin College's Overall Student Sex Distribution



Note: Values rounded to the nearest percentage point and may not sum to 100%.