



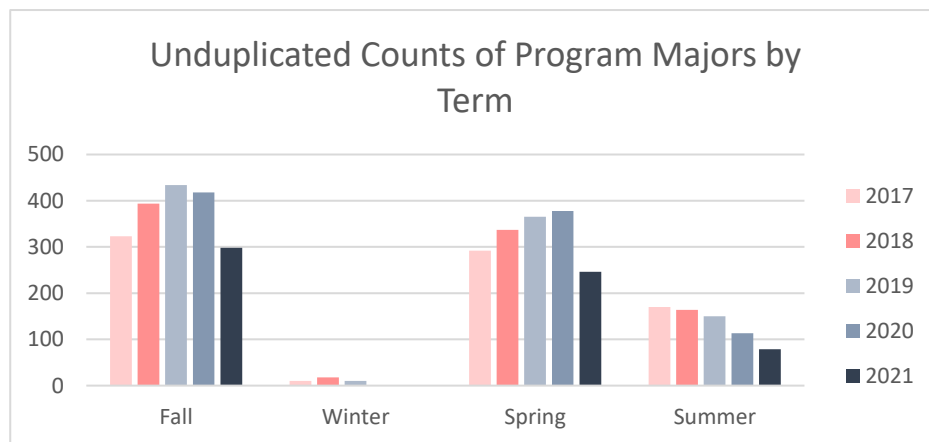
**Collin County Community College District  
Program Review 2021 - 2022**

Unduplicated Student Enrollment by Program per Term  
*Academic Years 2017 - 2018 through 2020 - 2021*

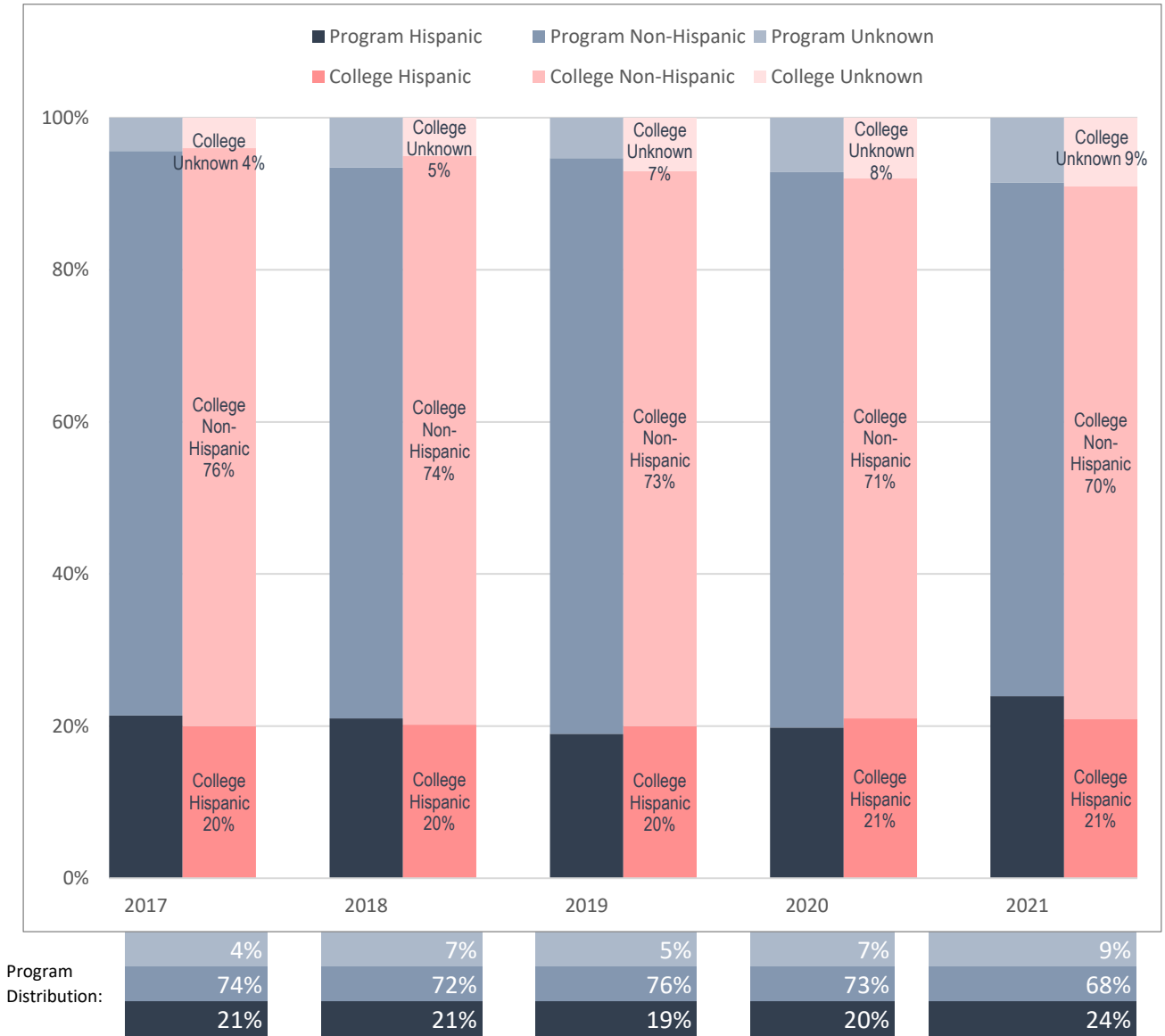
***Music Field of Study***

Term	Count of Enrolled Program Majors
<b>Academic Year 2016 - 2017</b>	
Fall 2016	323
Winter 2016	10
Spring 2017	292
Summer 2017	170
<b>Academic Year 2017 - 2018</b>	
Fall 2017	394
Winter 2017	18
Spring 2018	337
Summer 2018	164
<b>Academic Year 2018 - 2019</b>	
Fall 2018	434
Winter 2018	10
Spring 2019	365
Summer 2019	150
<b>Academic Year 2019 - 2020</b>	
Fall 2019	418
Spring 2020	378
Summer 2020	113
<b>Academic Year 2020 - 2021</b>	
Fall 2020	298
Spring 2021	246
Summer 2021	79

*Note: Students counted for this measure were enrolled at Collin during the specified term and are identified based on their declared major in ZogoTech.*

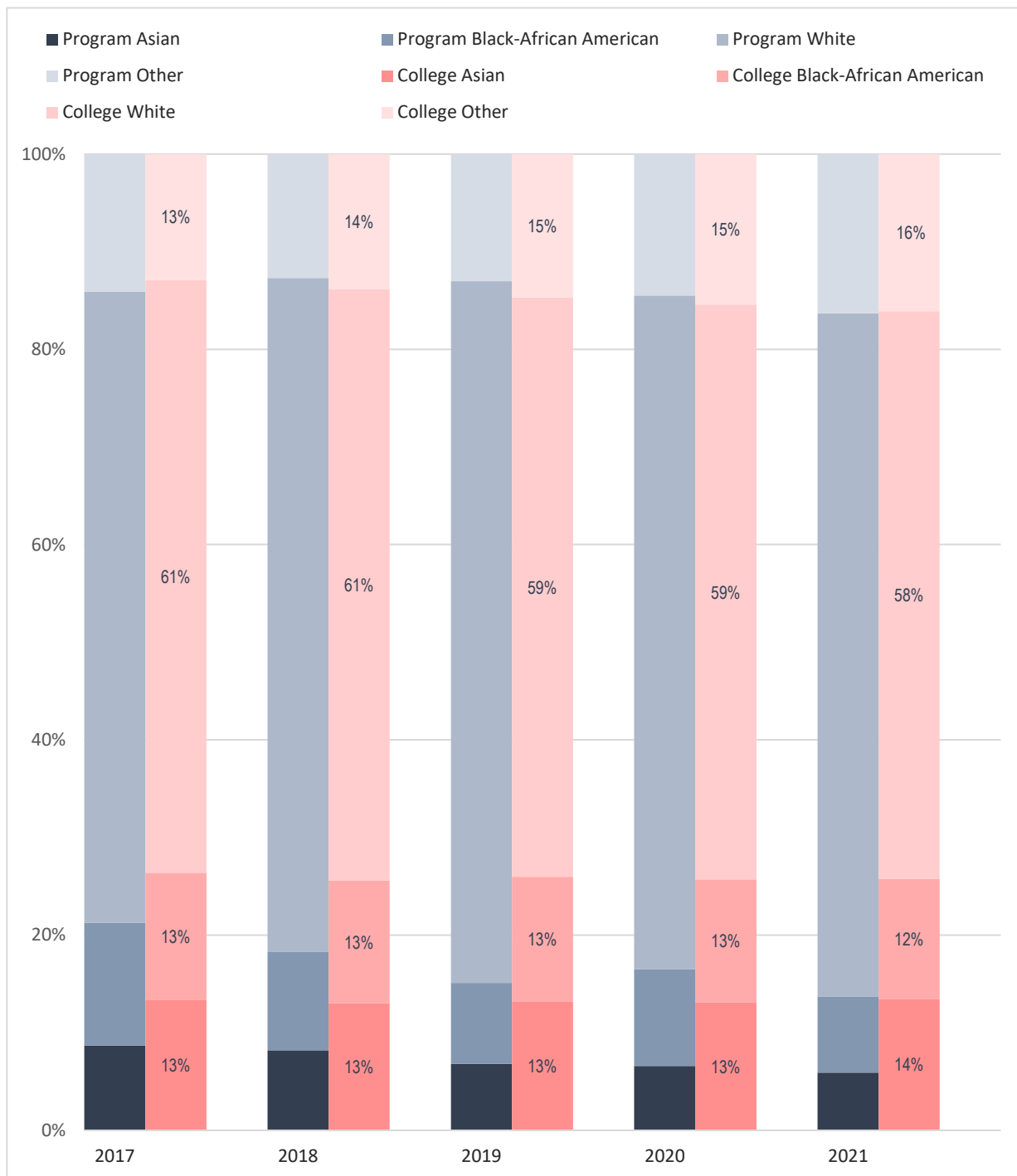


## Ethnicity Distribution of Enrolled Music Field of Study Majors, Compared to Collin College's Overall Student Ethnicity Distribution



*Note: Values rounded to the nearest percentage point and may not sum to 100%.*

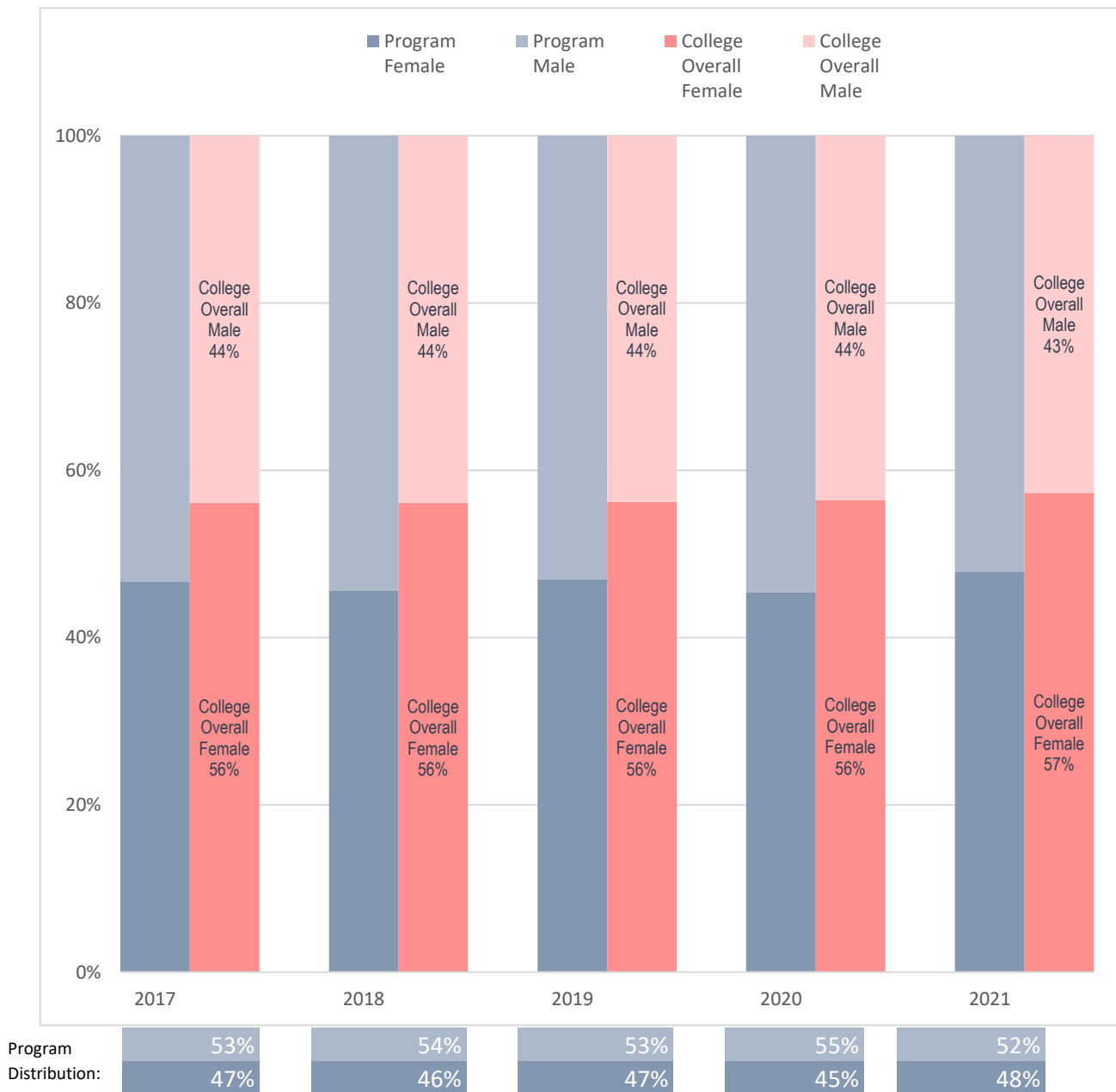
## Racial Distribution of Enrolled Music Field of Study Majors, Compared to Collin College's Overall Student Racial Distribution



Program Distribution:	2017	2018	2019	2020	2021
Program Other	14%	13%	13%	15%	16%
Program White	65%	69%	72%	69%	70%
Program Black-African American	13%	10%	8%	10%	8%
Program Asian	9%	8%	7%	7%	6%

*Note: Values rounded to the nearest percentage and may not sum to 100%. The category "Other" includes "American Indian - Alaska Native", "Multi-Race", "Native Hawaiian - Other Pacific Islander" and "Unknown."*

## Sex Distribution of Enrolled Music Field of Study Majors, Compared to Collin College's Overall Student Sex Distribution



*Note: Values rounded to the nearest percentage point and may not sum to 100%.*