



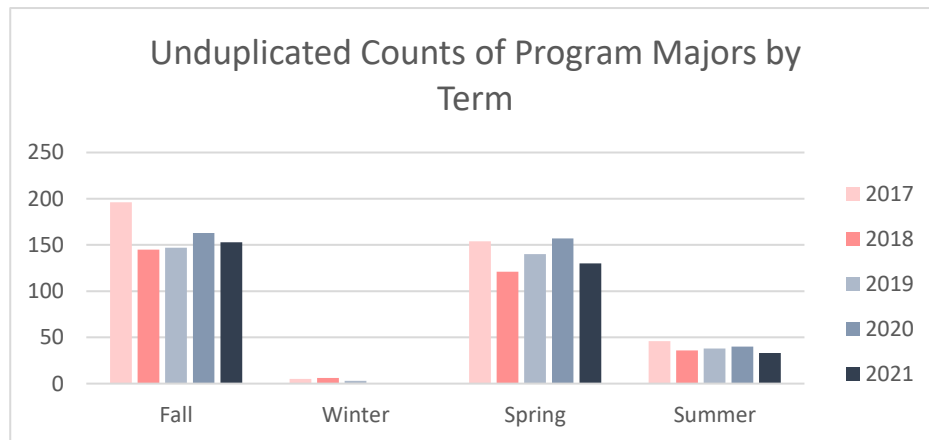
**Collin County Community College District
Program Review 2021 - 2022**

Unduplicated Student Enrollment by Program per Term
Academic Years 2017 - 2018 through 2020 - 2021

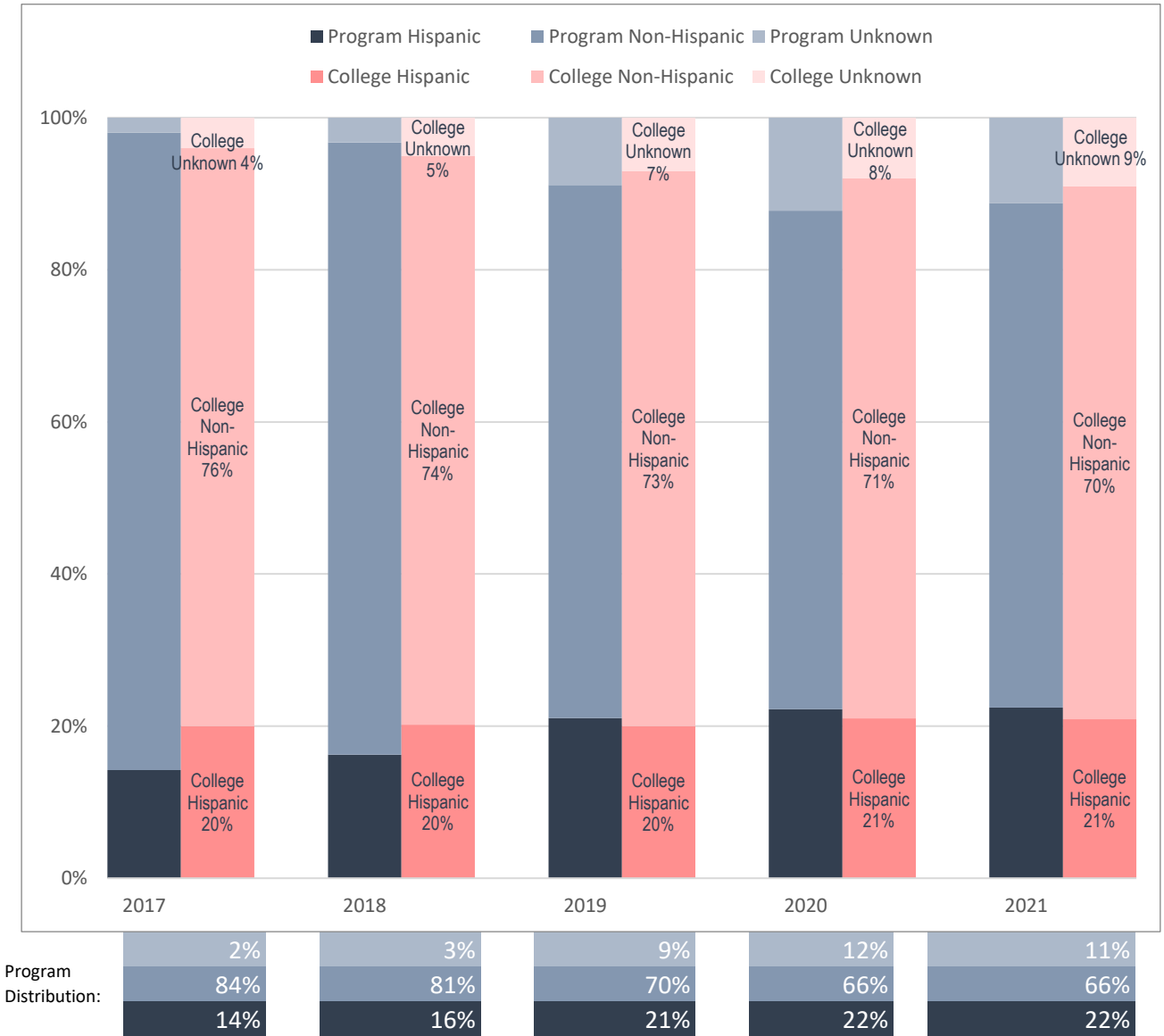
Music, Commercial

Term	Count of Enrolled Program Majors
Academic Year 2016 - 2017	
Fall 2016	196
Winter 2016	5
Spring 2017	154
Summer 2017	46
Academic Year 2017 - 2018	
Fall 2017	145
Winter 2017	6
Spring 2018	121
Summer 2018	36
Academic Year 2018 - 2019	
Fall 2018	147
Winter 2018	3
Spring 2019	140
Summer 2019	38
Academic Year 2019 - 2020	
Fall 2019	163
Spring 2020	157
Summer 2020	40
Academic Year 2020 - 2021	
Fall 2020	153
Spring 2021	130
Summer 2021	33

Note: Students counted for this measure were enrolled at Collin during the specified term and are identified based on their declared major in ZogoTech.

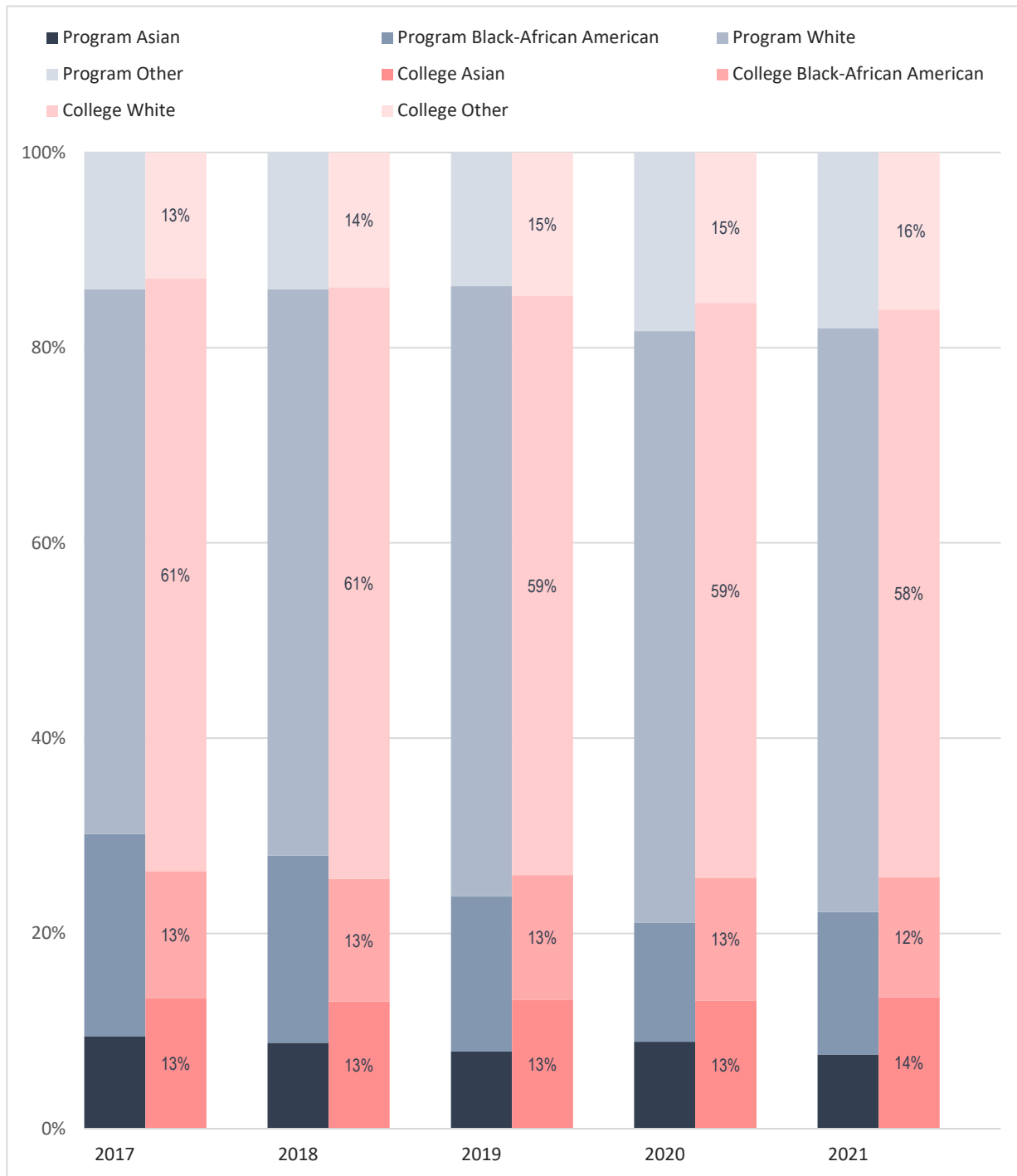


Ethnicity Distribution of Enrolled Music, Commercial Majors, Compared to Collin College's Overall Student Ethnicity Distribution



Note: Values rounded to the nearest percentage point and may not sum to 100%.

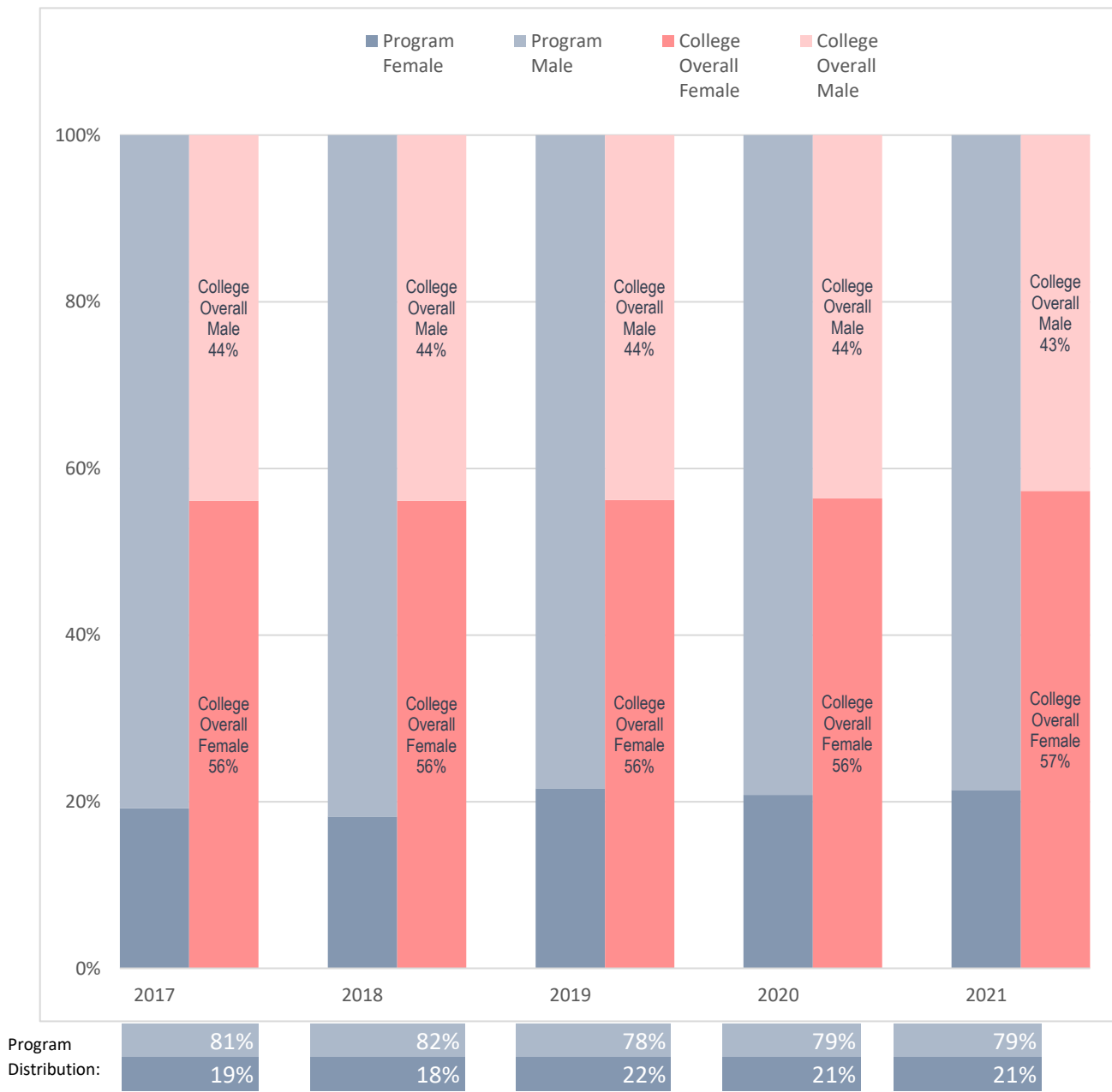
Racial Distribution of Enrolled Music, Commercial Majors, Compared to Collin College's Overall Student Racial Distribution



Program Distribution:	2017	2018	2019	2020	2021
Program White	56%	58%	63%	61%	60%
Program Black-African American	21%	19%	16%	12%	15%
Program Asian	10%	9%	8%	9%	8%
Program Other	14%	14%	14%	18%	18%

Note: Values rounded to the nearest percentage and may not sum to 100%. The category "Other" includes "American Indian - Alaska Native", "Multi-Race", "Native Hawaiian - Other Pacific Islander" and "Unknown."

Sex Distribution of Enrolled Music, Commercial Majors, Compared to Collin College's Overall Student Sex Distribution



Note: Values rounded to the nearest percentage point and may not sum to 100%.