



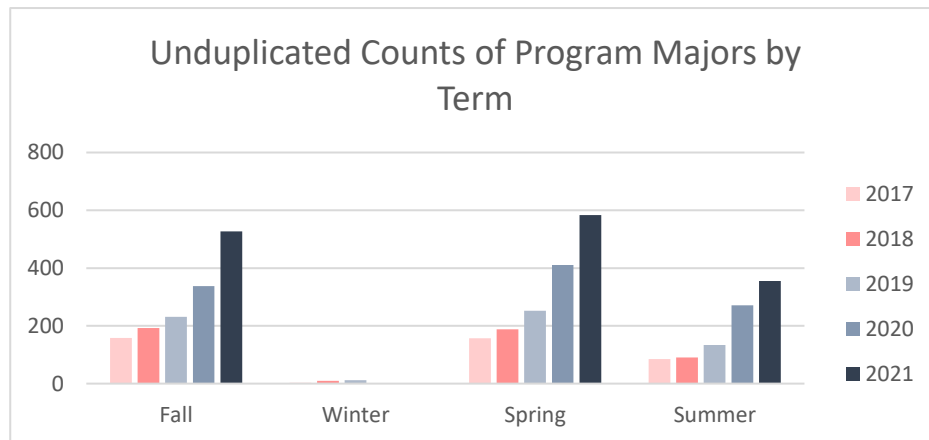
**Collin County Community College District
Program Review 2021 - 2022**

Unduplicated Student Enrollment by Program per Term
Academic Years 2017 - 2018 through 2020 - 2021

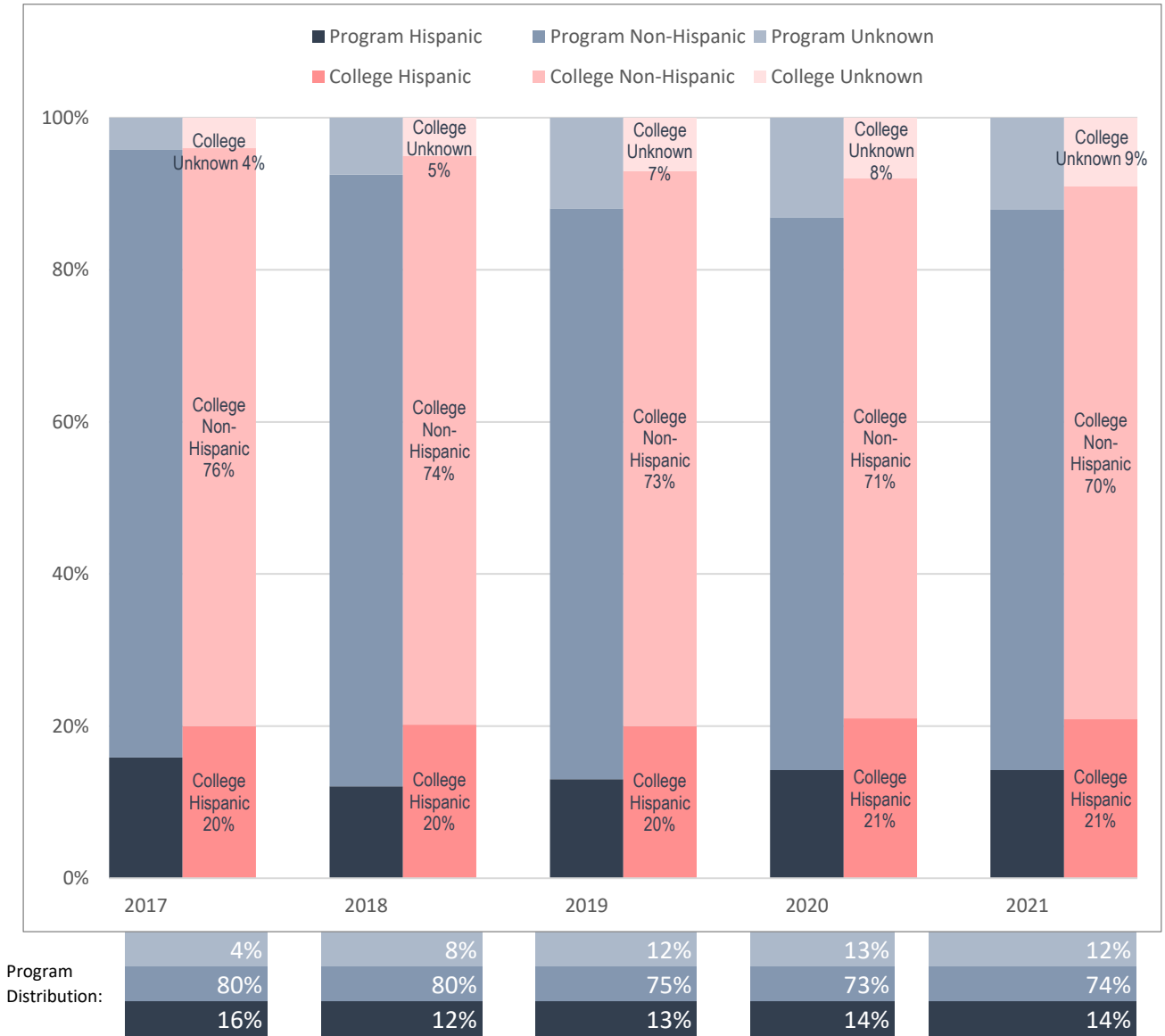
Information Systems Cybersecurity

Term	Count of Enrolled Program Majors
Academic Year 2016 - 2017	
Fall 2016	158
Winter 2016	3
Spring 2017	157
Summer 2017	85
Academic Year 2017 - 2018	
Fall 2017	192
Winter 2017	10
Spring 2018	188
Summer 2018	90
Academic Year 2018 - 2019	
Fall 2018	231
Winter 2018	12
Spring 2019	252
Summer 2019	134
Academic Year 2019 - 2020	
Fall 2019	337
Spring 2020	411
Summer 2020	271
Academic Year 2020 - 2021	
Fall 2020	527
Spring 2021	583
Summer 2021	355

Note: Students counted for this measure were enrolled at Collin during the specified term and are identified based on their declared major in ZogoTech.

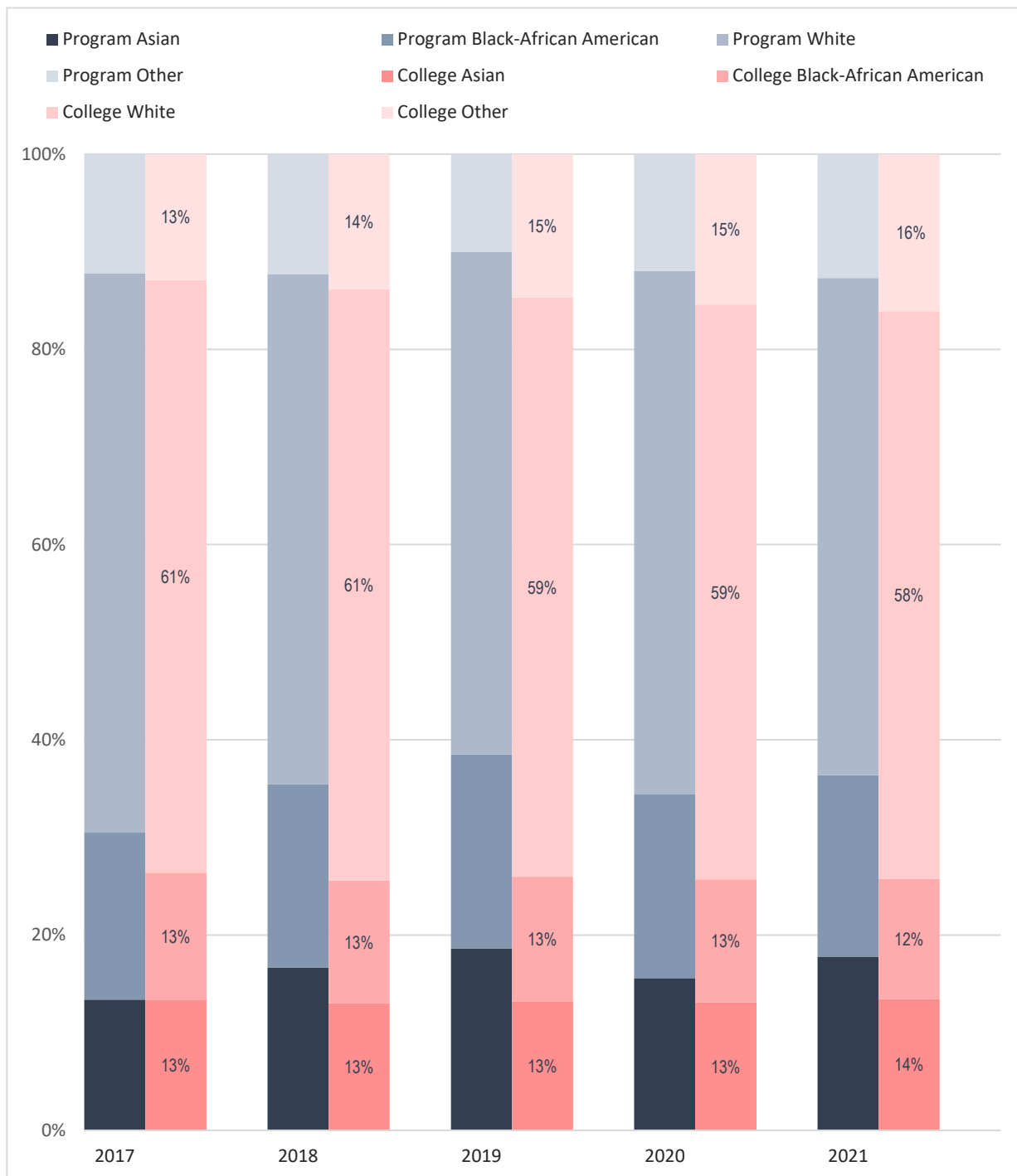


Ethnicity Distribution of Enrolled Information Systems Cybersecurity Majors, Compared to Collin College's Overall Student Ethnicity Distribution



Note: Values rounded to the nearest percentage point and may not sum to 100%.

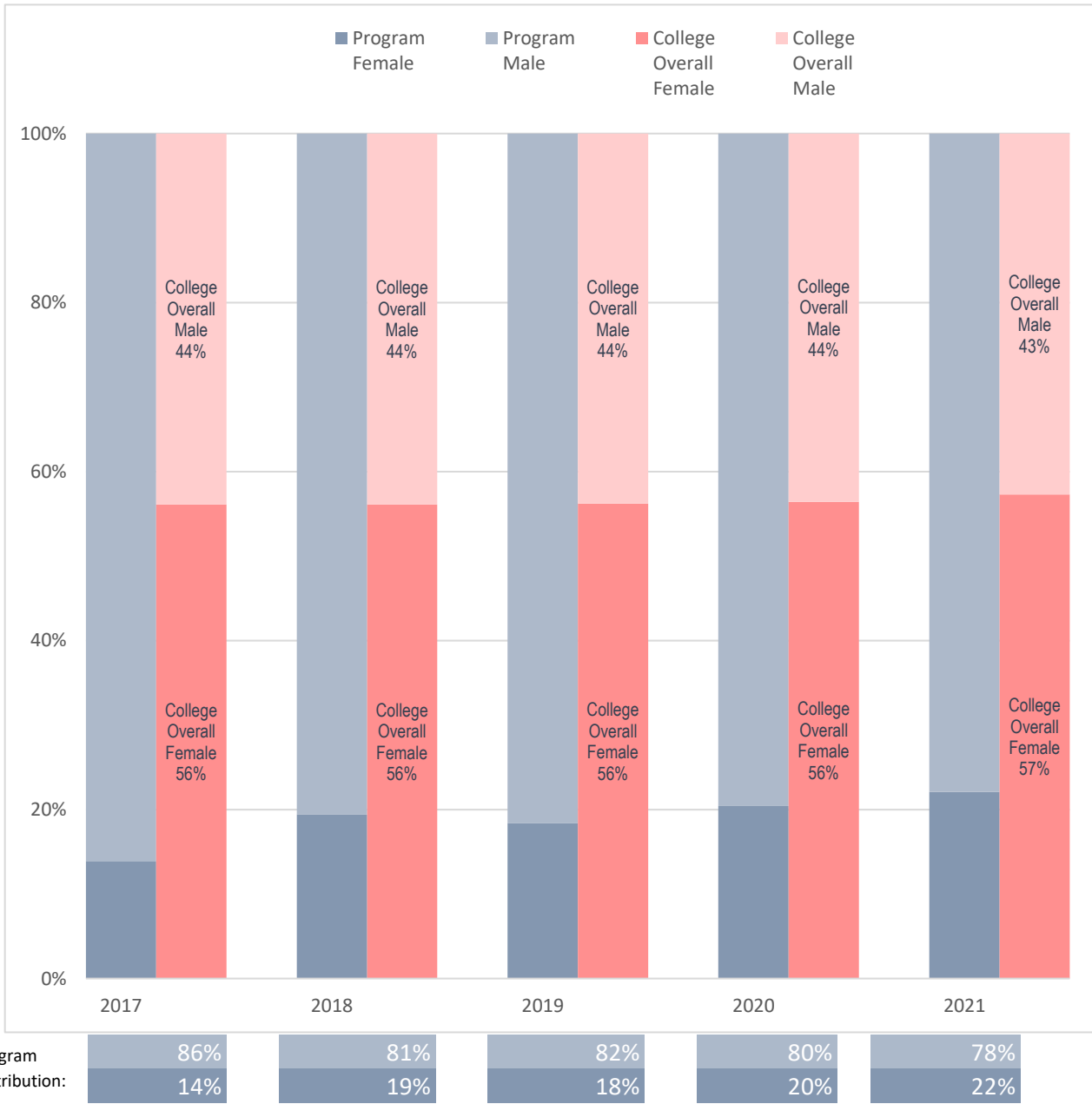
Racial Distribution of Enrolled Information Systems Cybersecurity Majors, Compared to Collin College's Overall Student Racial Distribution



Program Distribution:	12%	12%	10%	12%	13%
	57%	52%	52%	54%	51%
	17%	19%	20%	19%	19%
	13%	17%	19%	16%	18%

Note: Values rounded to the nearest percentage and may not sum to 100%. The category "Other" includes "American Indian - Alaska Native", "Multi-Race", "Native Hawaiian - Other Pacific Islander" and "Unknown."

Sex Distribution of Enrolled Information Systems Cybersecurity Majors, Compared to Collin College's Overall Student Sex Distribution



Note: Values rounded to the nearest percentage point and may not sum to 100%.