



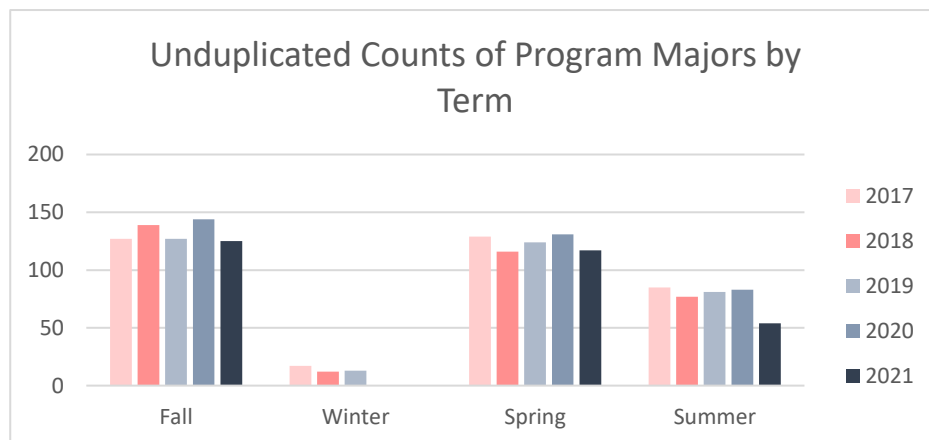
**Collin County Community College District
Program Review 2021 - 2022**

Unduplicated Student Enrollment by Program per Term
Academic Years 2017 - 2018 through 2020 - 2021

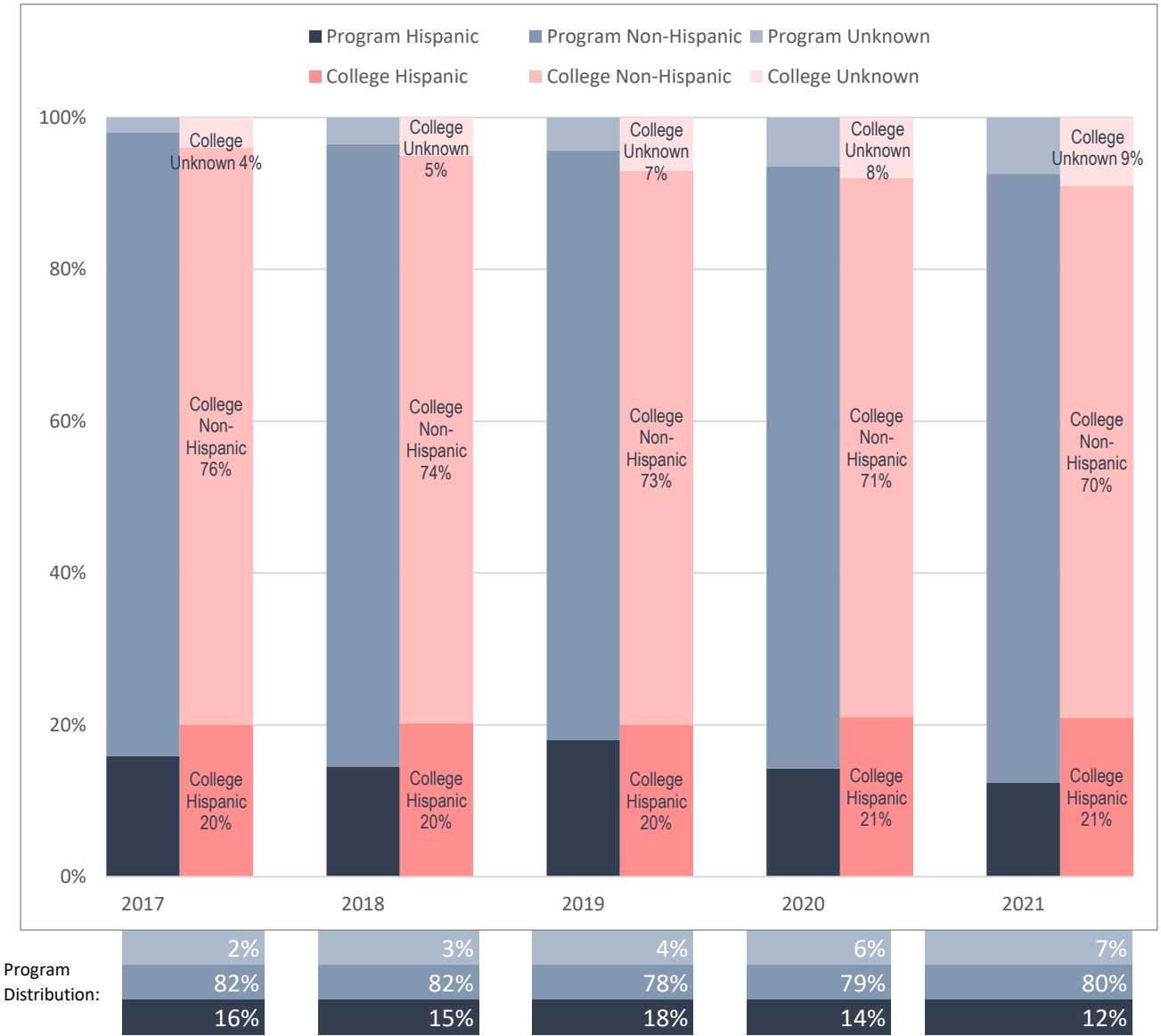
Interpreter Education Program (IEP)

Term	Count of Enrolled Program Majors
Academic Year 2016 - 2017	
Fall 2016	127
Winter 2016	17
Spring 2017	129
Summer 2017	85
Academic Year 2017 - 2018	
Fall 2017	139
Winter 2017	12
Spring 2018	116
Summer 2018	77
Academic Year 2018 - 2019	
Fall 2018	127
Winter 2018	13
Spring 2019	124
Summer 2019	81
Academic Year 2019 - 2020	
Fall 2019	144
Spring 2020	131
Summer 2020	83
Academic Year 2020 - 2021	
Fall 2020	125
Spring 2021	117
Summer 2021	54

Note: Students counted for this measure were enrolled at Collin during the specified term and are identified based on their declared major in ZogoTech.

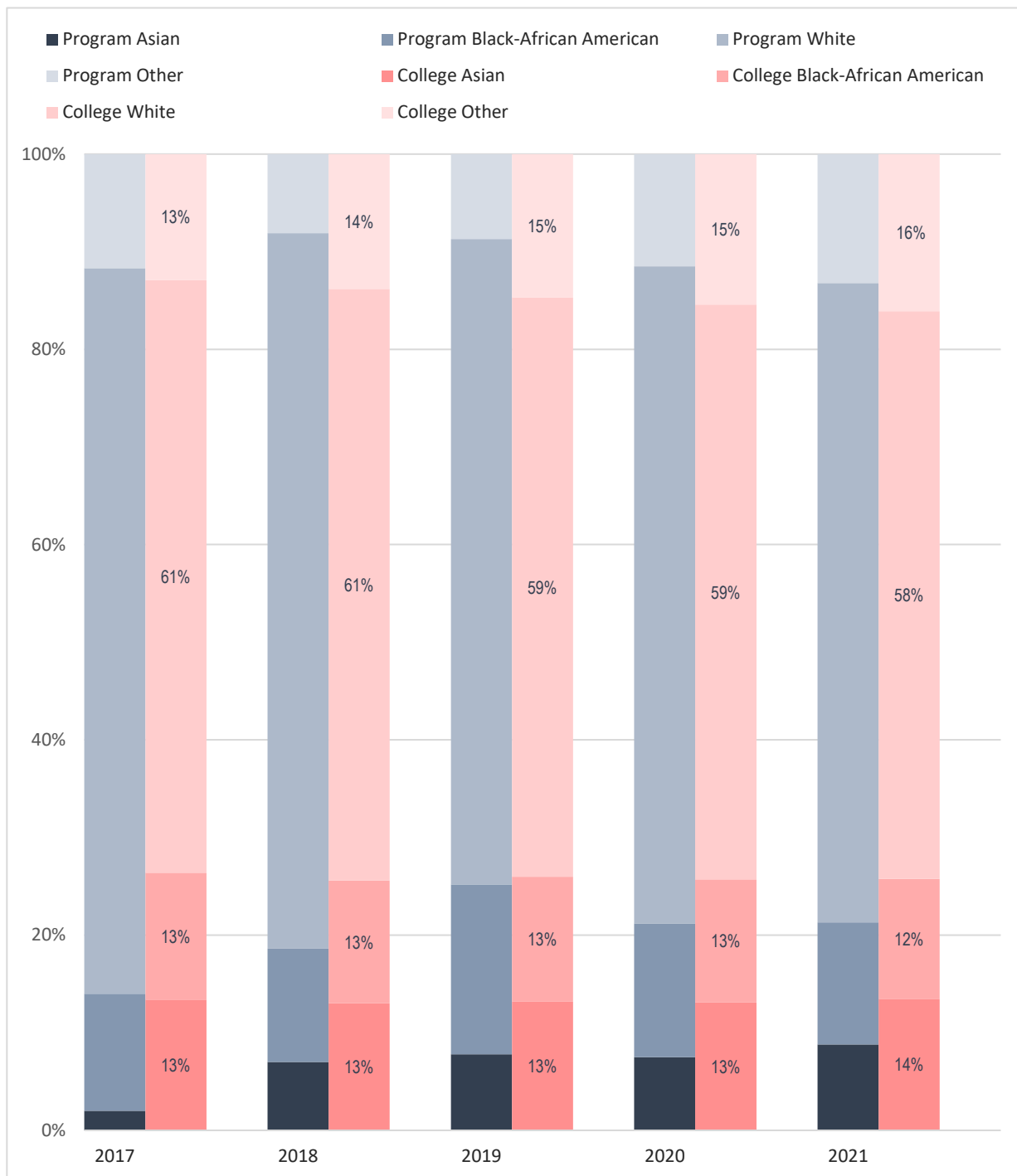


Ethnicity Distribution of Enrolled Interpreter Education Program (IEP) Majors, Compared to Collin College's Overall Student Ethnicity Distribution



Note: Values rounded to the nearest percentage point and may not sum to 100%.

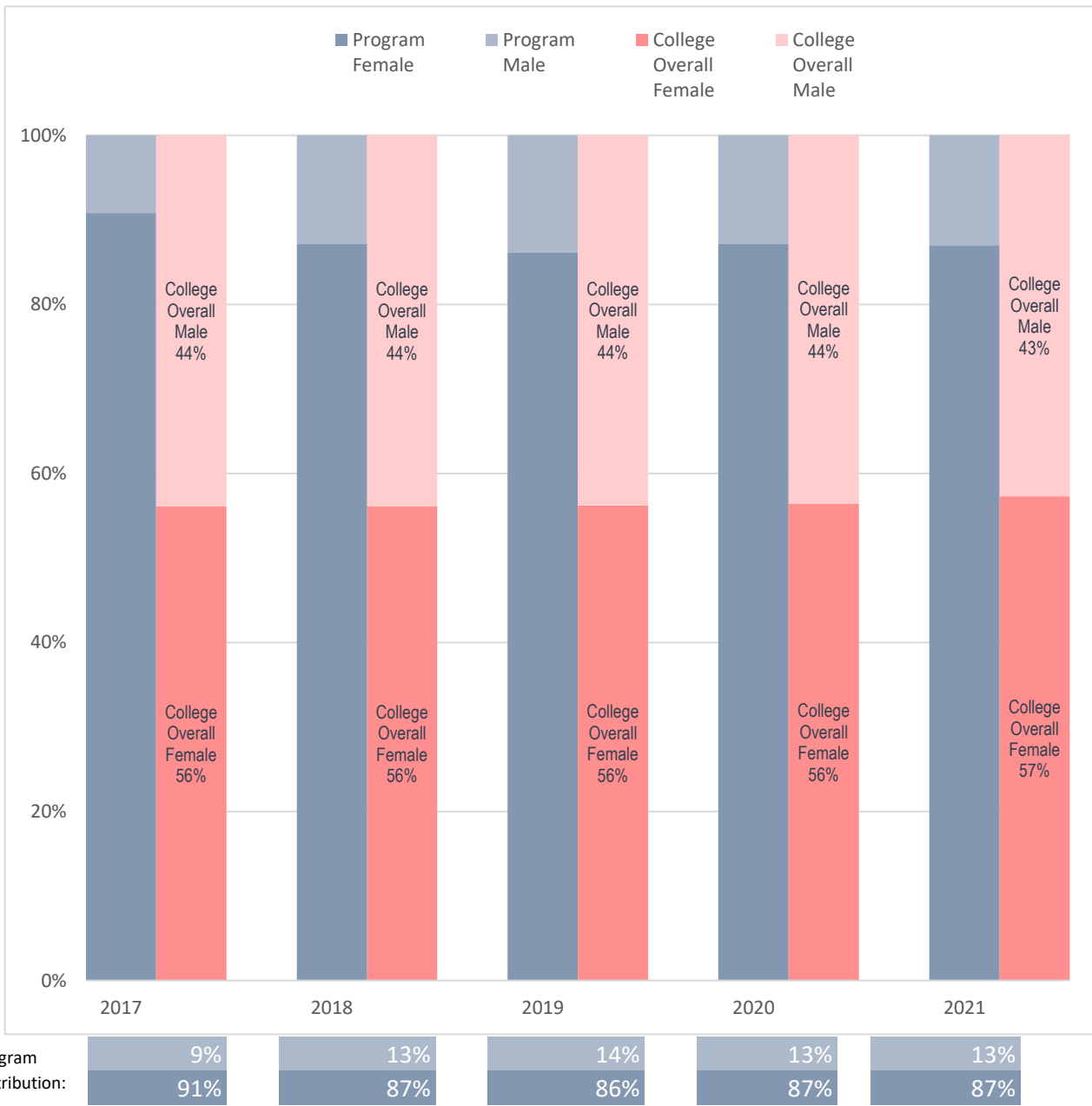
Racial Distribution of Enrolled Interpreter Education Program (IEP) Majors, Compared to Collin College's Overall Student Racial Distribution



Program Distribution:	12%	8%	9%	12%	13%
	74%	73%	66%	67%	66%
	12%	12%	17%	14%	13%
	2%	7%	8%	8%	9%

Note: Values rounded to the nearest percentage and may not sum to 100%. The category "Other" includes "American Indian - Alaska Native", "Multi-Race", "Native Hawaiian - Other Pacific Islander" and "Unknown."

Sex Distribution of Enrolled Interpreter Education Program (IEP) Majors, Compared to Collin College's Overall Student Sex Distribution



Note: Values rounded to the nearest percentage point and may not sum to 100%.