



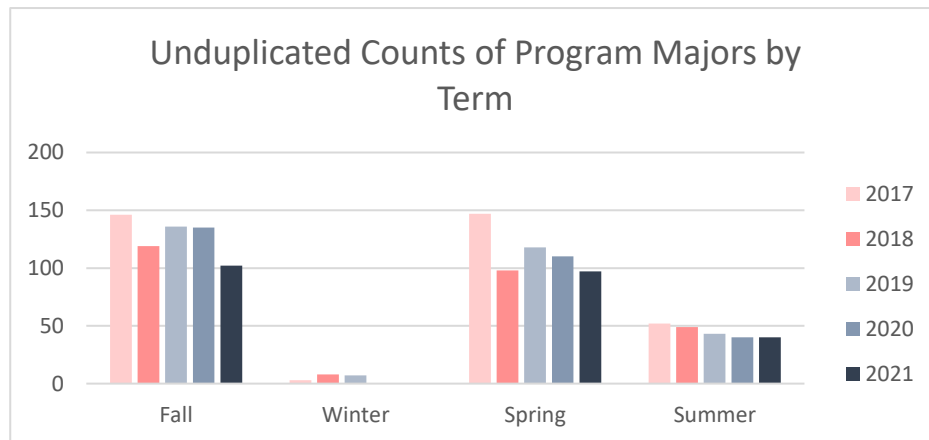
**Collin County Community College District
Program Review 2021 - 2022**

Unduplicated Student Enrollment by Program per Term
Academic Years 2017 - 2018 through 2020 - 2021

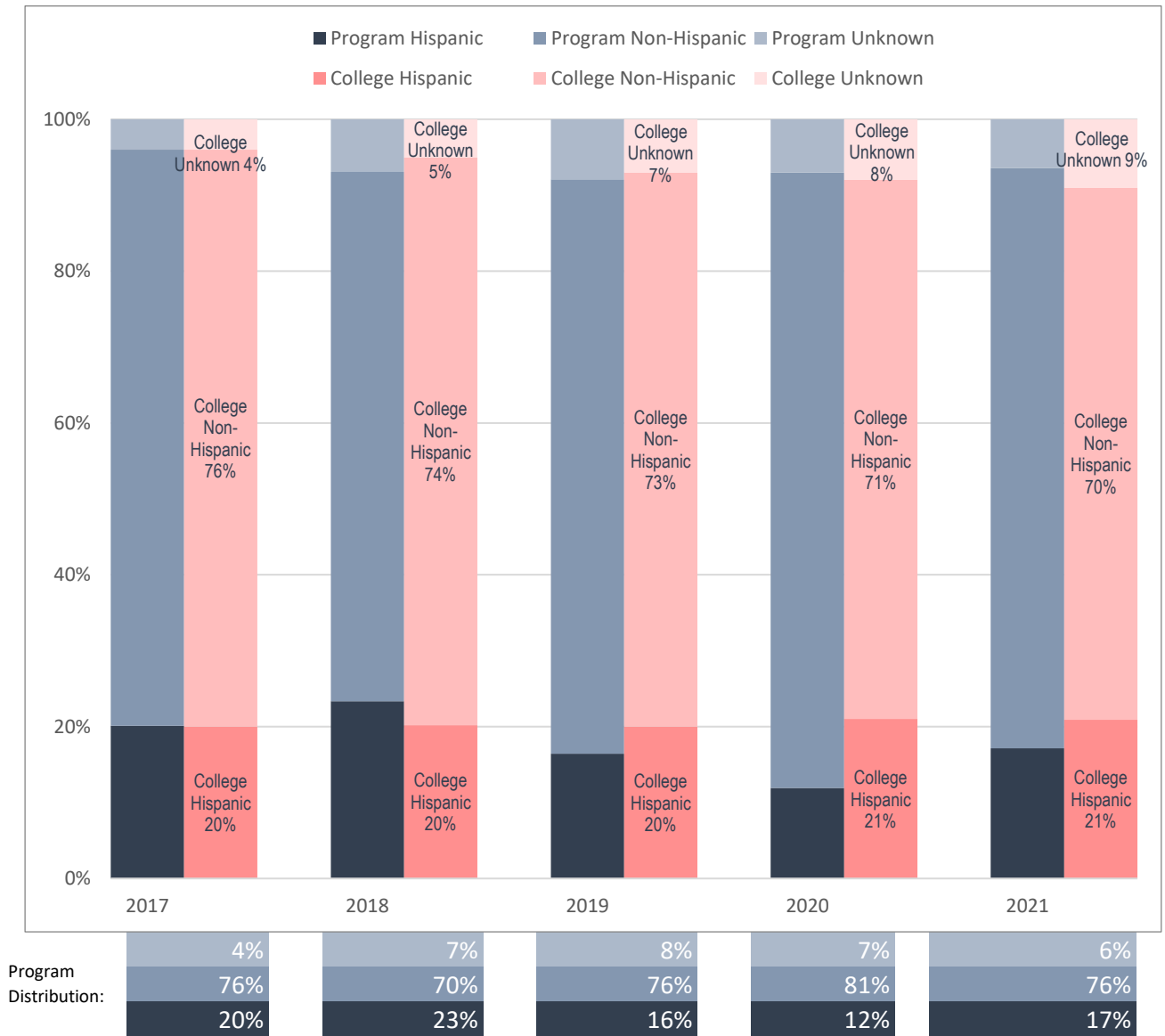
Hospitality and Food Service Management

Term	Count of Enrolled Program Majors
Academic Year 2016 - 2017	
Fall 2016	146
Winter 2016	3
Spring 2017	147
Summer 2017	52
Academic Year 2017 - 2018	
Fall 2017	119
Winter 2017	8
Spring 2018	98
Summer 2018	49
Academic Year 2018 - 2019	
Fall 2018	136
Winter 2018	7
Spring 2019	118
Summer 2019	43
Academic Year 2019 - 2020	
Fall 2019	135
Spring 2020	110
Summer 2020	40
Academic Year 2020 - 2021	
Fall 2020	102
Spring 2021	97
Summer 2021	40

Note: Students counted for this measure were enrolled at Collin during the specified term and are identified based on their declared major in ZogoTech.

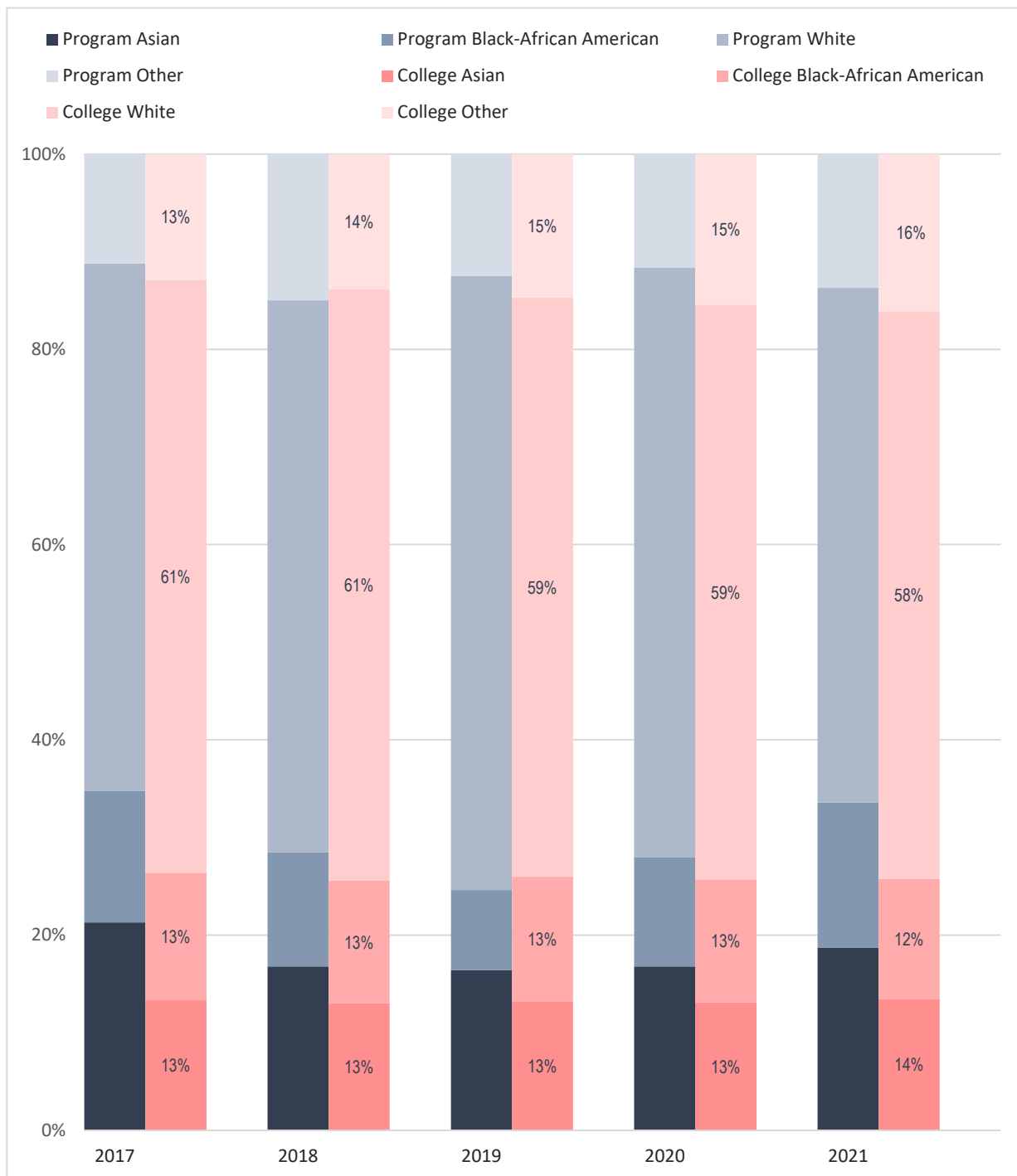


Ethnicity Distribution of Enrolled Hospitality and Food Service Management Majors, Compared to Collin College's Overall Student Ethnicity Distribution



Note: Values rounded to the nearest percentage point and may not sum to 100%.

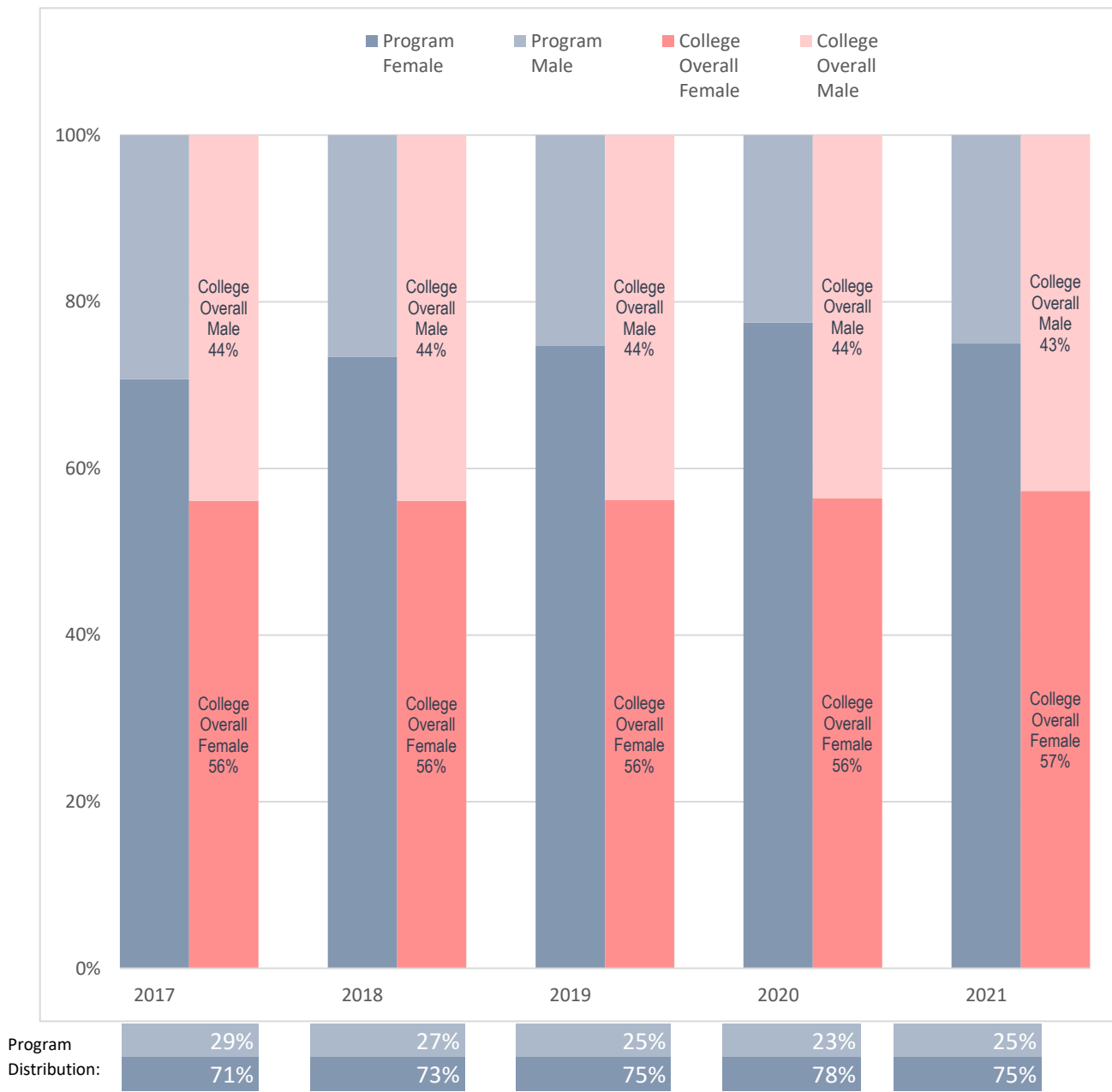
Racial Distribution of Enrolled Hospitality and Food Service Management Majors, Compared to Collin College's Overall Student Racial Distribution



Program Distribution:	11%	15%	13%	12%	14%
	54%	57%	63%	60%	53%
	14%	12%	8%	11%	15%
	21%	17%	16%	17%	19%

Note: Values rounded to the nearest percentage and may not sum to 100%. The category "Other" includes "American Indian - Alaska Native", "Multi-Race", "Native Hawaiian - Other Pacific Islander" and "Unknown."

Sex Distribution of Enrolled Hospitality and Food Service Management Majors, Compared to Collin College's Overall Student Sex Distribution



Note: Values rounded to the nearest percentage point and may not sum to 100%.