



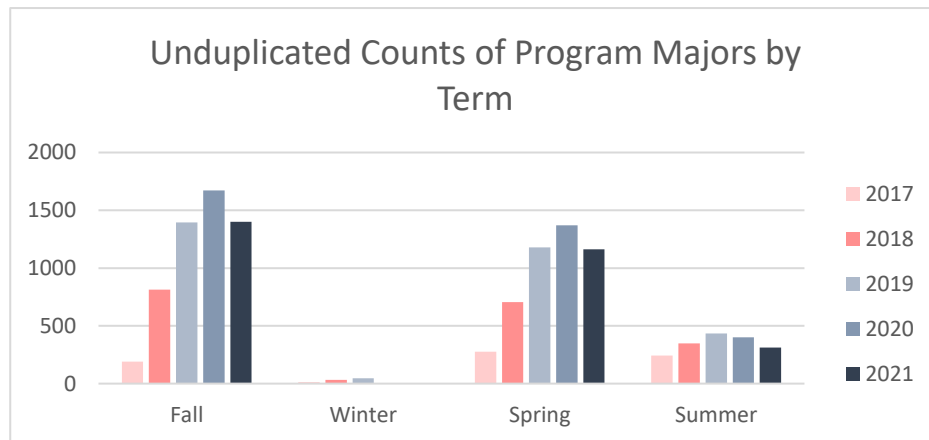
**Collin County Community College District
Program Review 2021 - 2022**

Unduplicated Student Enrollment by Program per Term
Academic Years 2017 - 2018 through 2020 - 2021

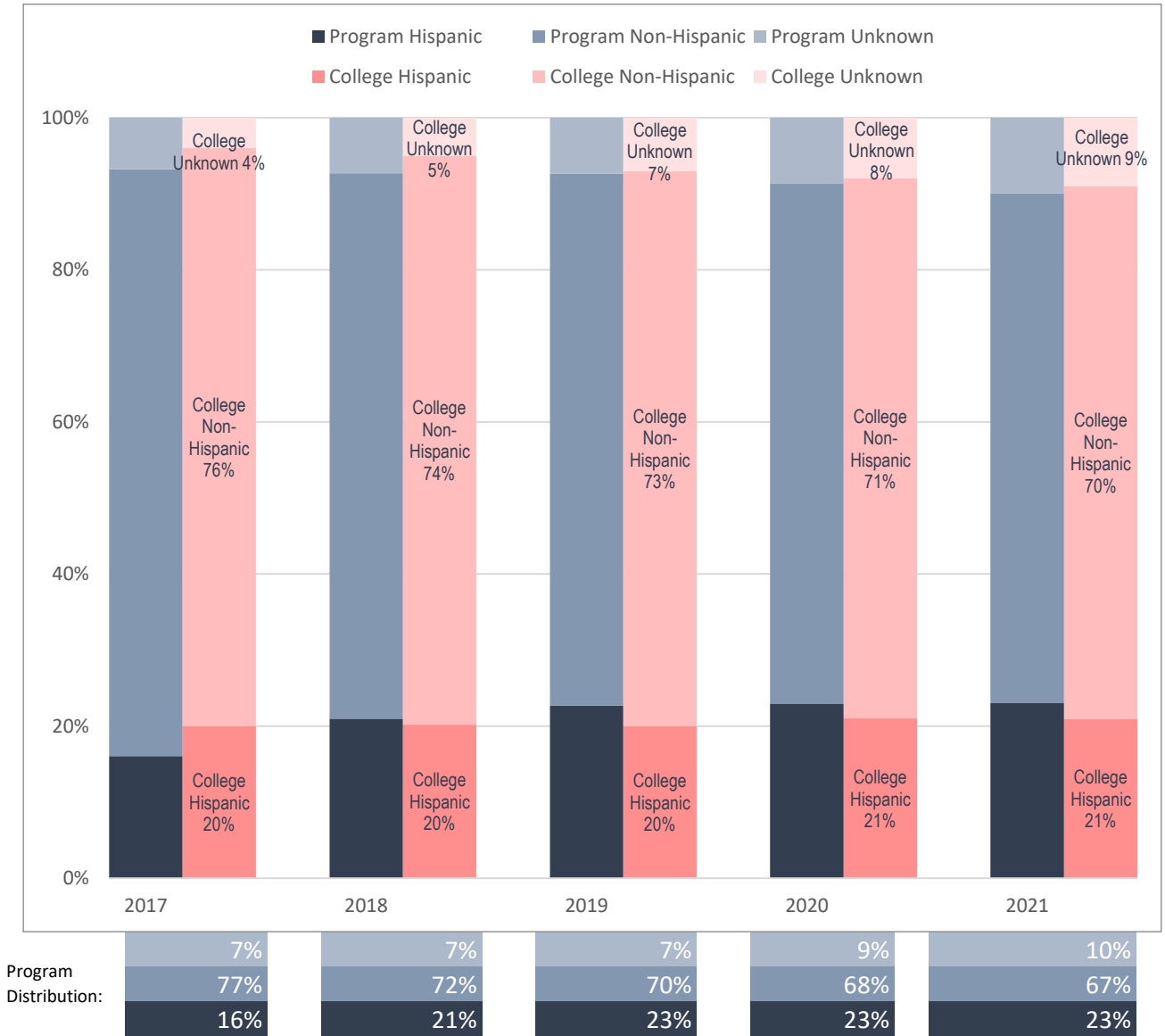
Health Professions

Term	Count of Enrolled Program Majors
Academic Year 2016 - 2017	
Fall 2016	189
Winter 2016	14
Spring 2017	275
Summer 2017	244
Academic Year 2017 - 2018	
Fall 2017	814
Winter 2017	32
Spring 2018	704
Summer 2018	348
Academic Year 2018 - 2019	
Fall 2018	1,396
Winter 2018	45
Spring 2019	1,180
Summer 2019	435
Academic Year 2019 - 2020	
Fall 2019	1,673
Spring 2020	1,369
Summer 2020	400
Academic Year 2020 - 2021	
Fall 2020	1,400
Spring 2021	1,162
Summer 2021	313

Note: Students counted for this measure were enrolled at Collin during the specified term and are identified based on their declared major in ZogoTech.

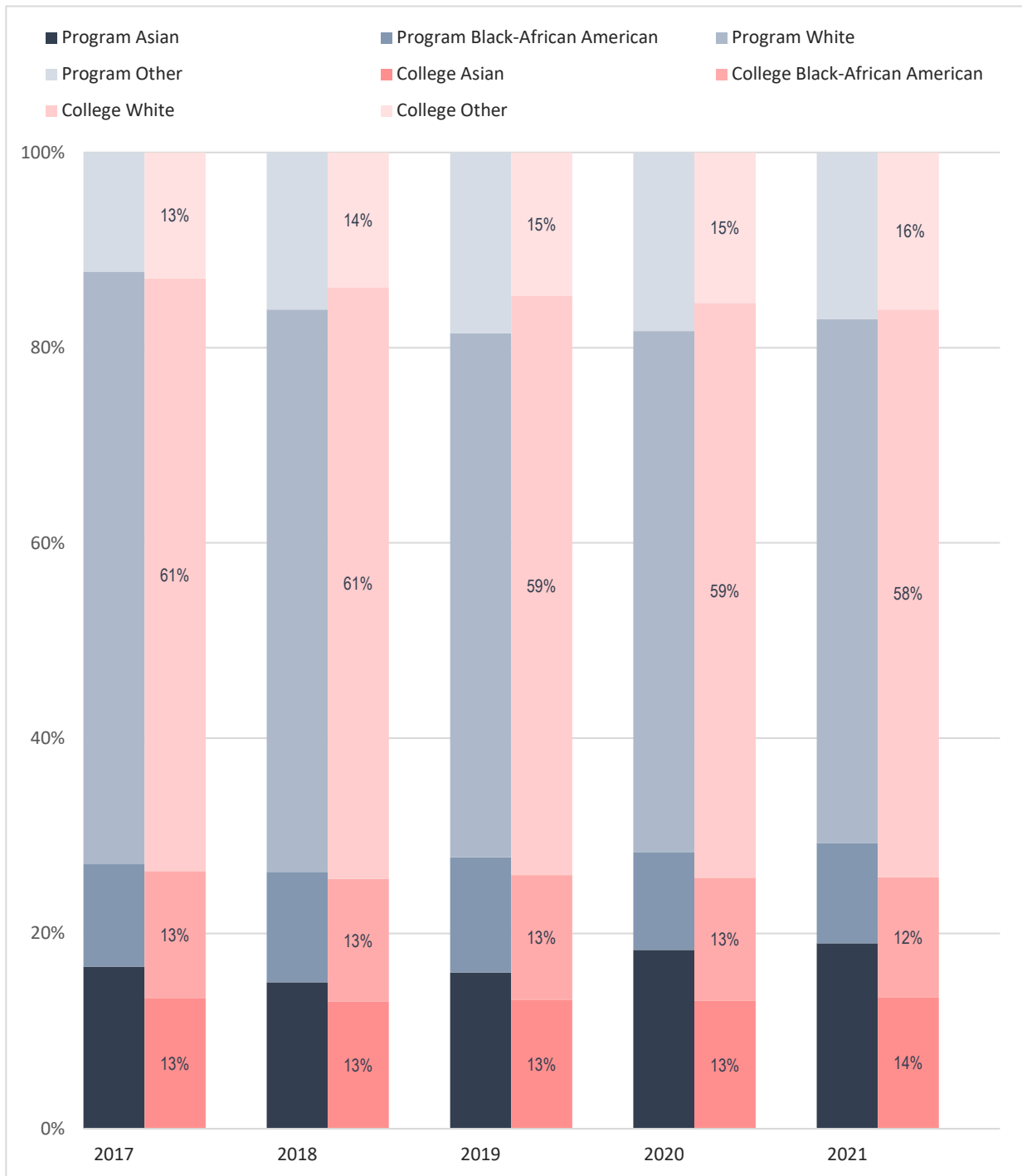


Ethnicity Distribution of Enrolled Health Professions Majors, Compared to Collin College's Overall Student Ethnicity Distribution



Note: Values rounded to the nearest percentage point and may not sum to 100%.

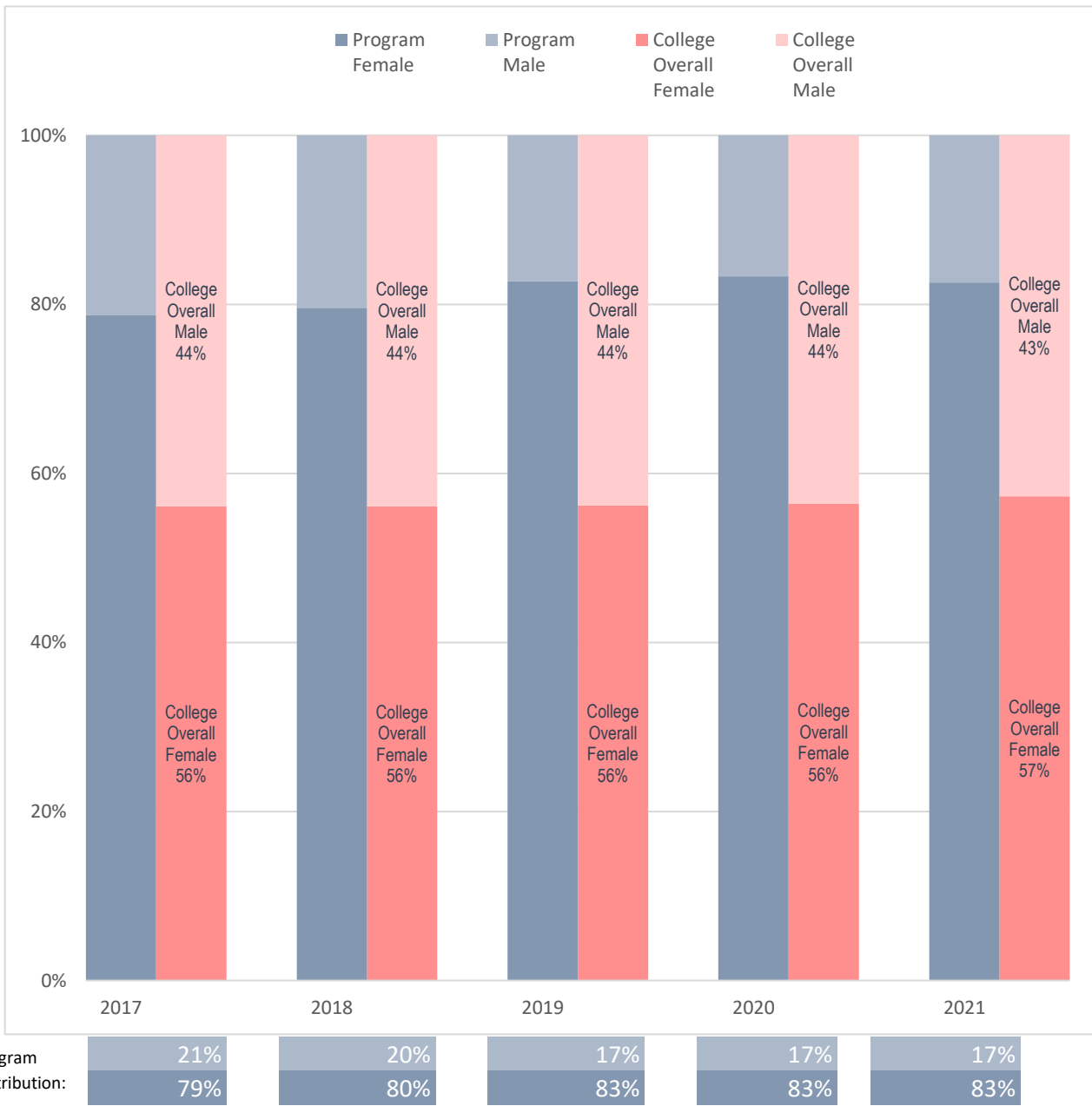
Racial Distribution of Enrolled Health Professions Majors, Compared to Collin College's Overall Student Racial Distribution



Program Distribution:	12%	16%	19%	18%	17%
	61%	58%	54%	53%	54%
	11%	11%	12%	10%	10%
	17%	15%	16%	18%	19%

Note: Values rounded to the nearest percentage and may not sum to 100%. The category "Other" includes "American Indian - Alaska Native", "Multi-Race", "Native Hawaiian - Other Pacific Islander" and "Unknown."

Sex Distribution of Enrolled Health Professions Majors, Compared to Collin College's Overall Student Sex Distribution



Note: Values rounded to the nearest percentage point and may not sum to 100%.