



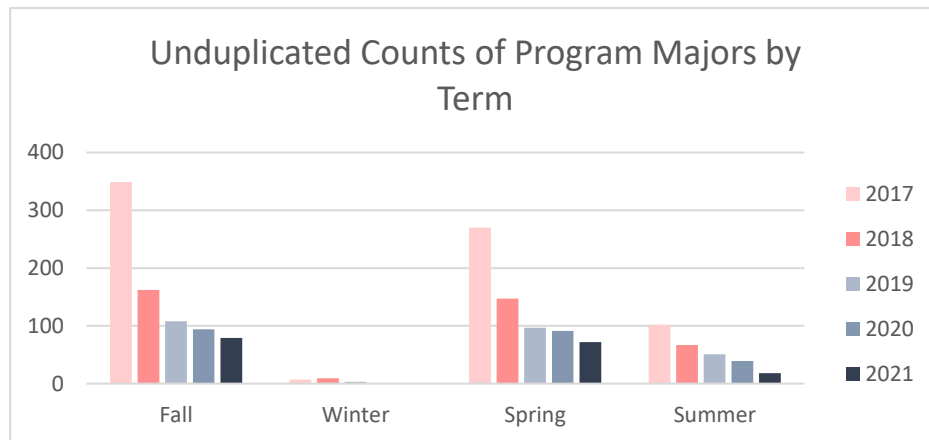
**Collin County Community College District
Program Review 2021 - 2022**

Unduplicated Student Enrollment by Program per Term
Academic Years 2017 - 2018 through 2020 - 2021

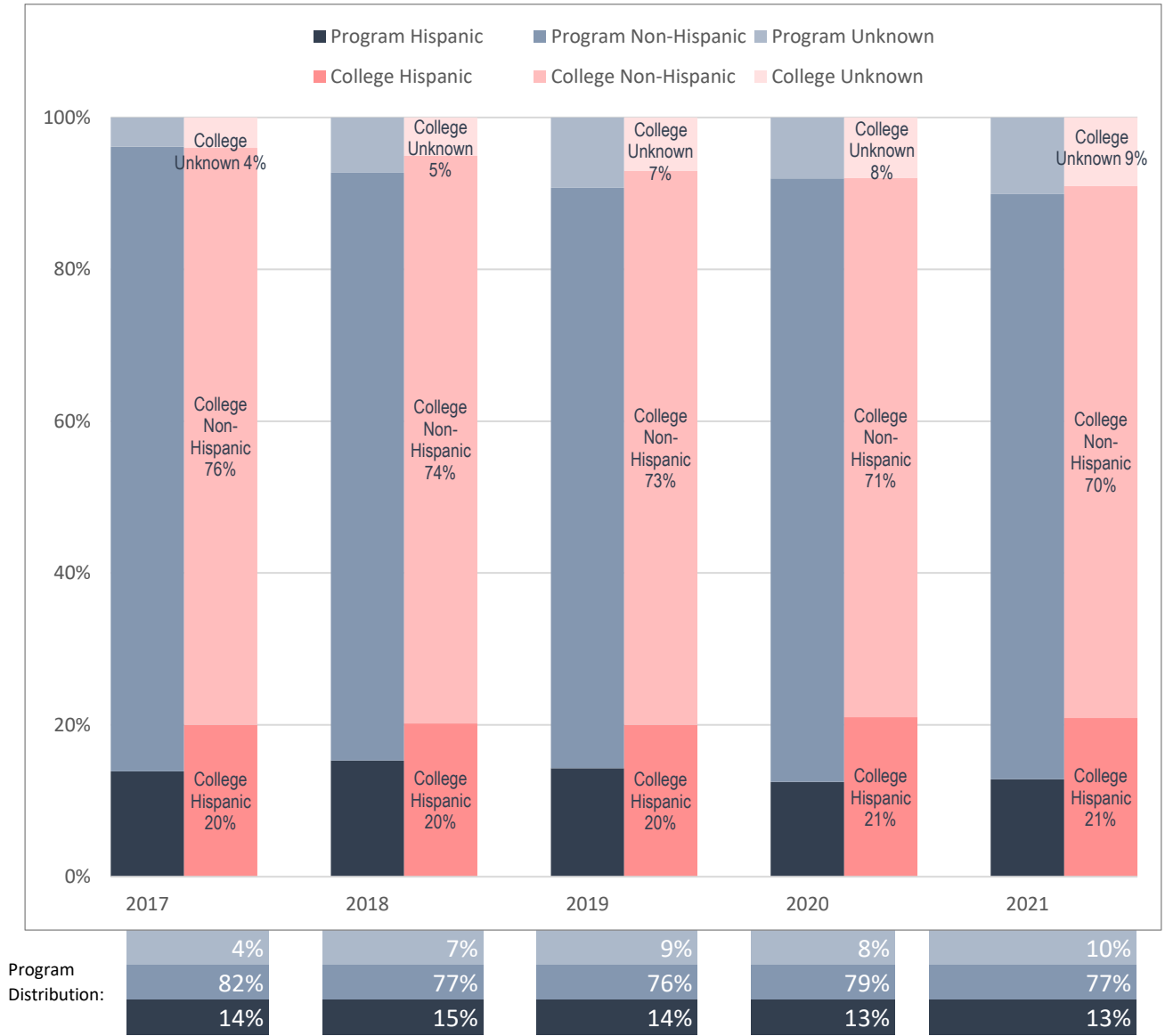
Health Information Management

Term	Count of Enrolled Program Majors
Academic Year 2016 - 2017	
Fall 2016	349
Winter 2016	7
Spring 2017	270
Summer 2017	102
Academic Year 2017 - 2018	
Fall 2017	162
Winter 2017	9
Spring 2018	147
Summer 2018	67
Academic Year 2018 - 2019	
Fall 2018	108
Winter 2018	3
Spring 2019	97
Summer 2019	51
Academic Year 2019 - 2020	
Fall 2019	94
Spring 2020	91
Summer 2020	39
Academic Year 2020 - 2021	
Fall 2020	79
Spring 2021	72
Summer 2021	18

Note: Students counted for this measure were enrolled at Collin during the specified term and are identified based on their declared major in ZogoTech.

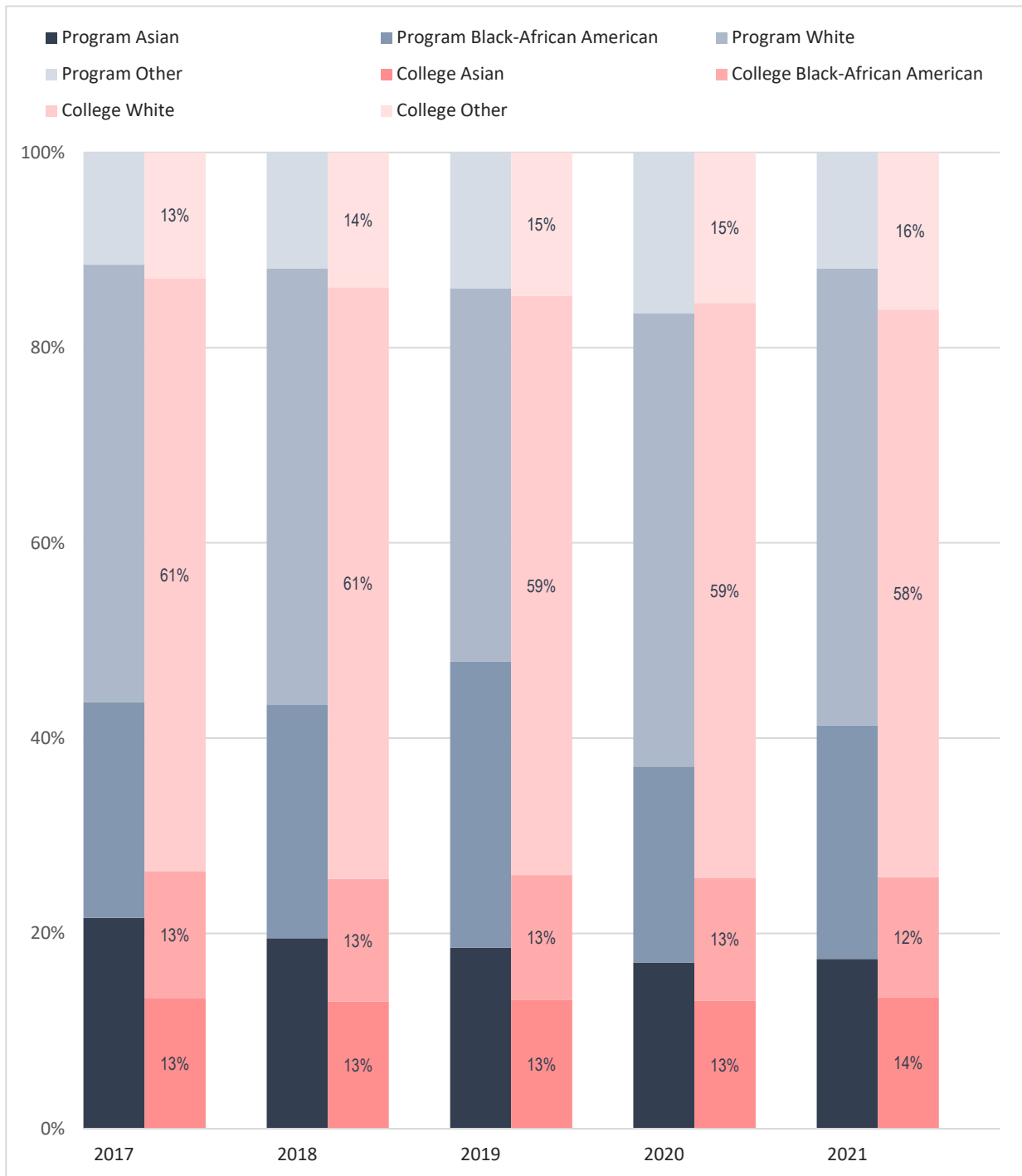


Ethnicity Distribution of Enrolled Health Information Management Majors, Compared to Collin College's Overall Student Ethnicity Distribution



Note: Values rounded to the nearest percentage point and may not sum to 100%.

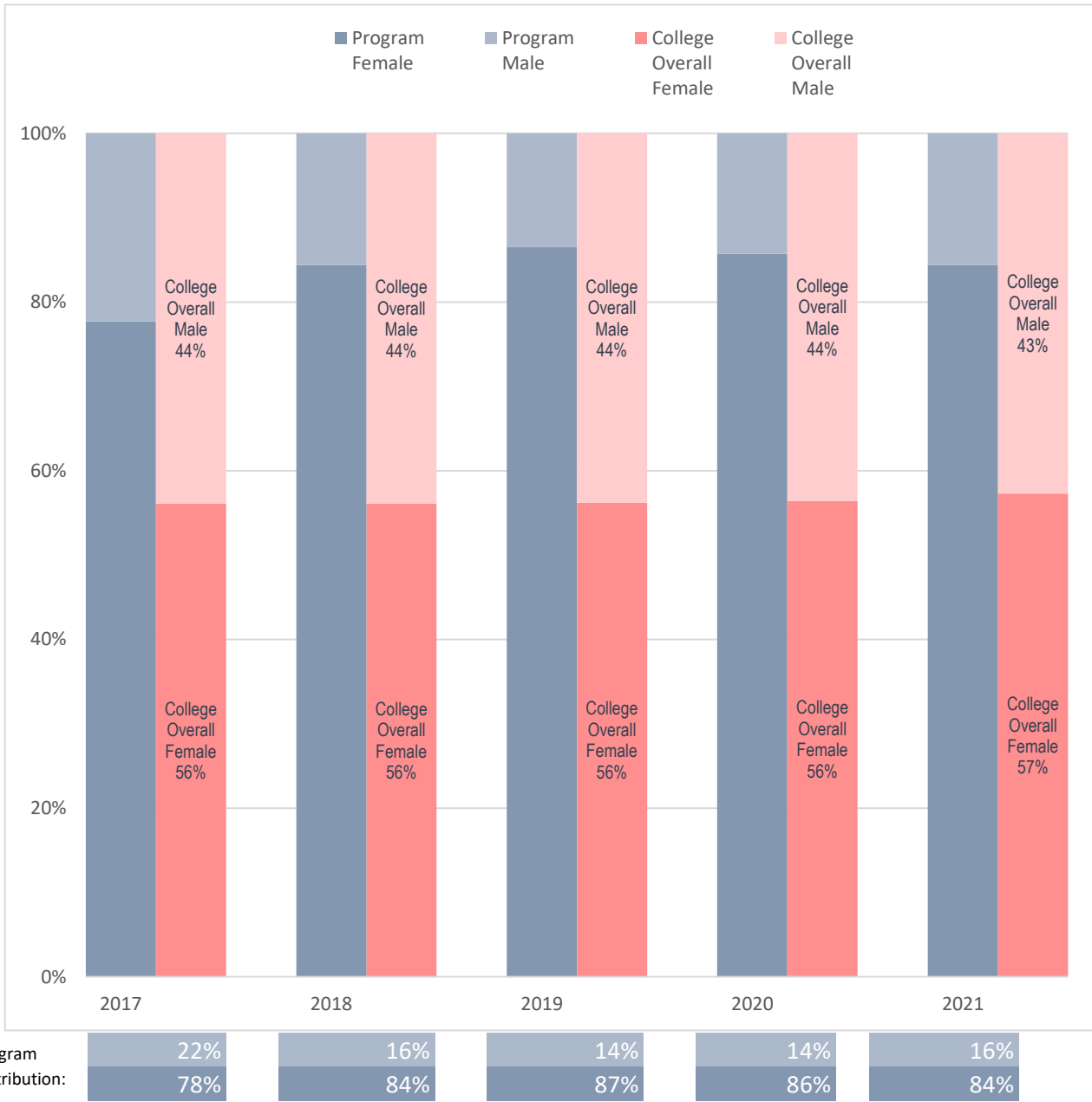
Racial Distribution of Enrolled Health Information Management Majors, Compared to Collin College's Overall Student Racial Distribution



Program Distribution:	2017	2018	2019	2020	2021
Program Other	12%	12%	14%	17%	12%
Program White	45%	45%	38%	46%	47%
Program Black-African American	22%	24%	29%	20%	24%
Program Asian	22%	20%	19%	17%	17%

Note: Values rounded to the nearest percentage and may not sum to 100%. The category "Other" includes "American Indian - Alaska Native", "Multi-Race", "Native Hawaiian - Other Pacific Islander" and "Unknown."

Sex Distribution of Enrolled Health Information Management Majors, Compared to Collin College's Overall Student Sex Distribution



Note: Values rounded to the nearest percentage point and may not sum to 100%.