



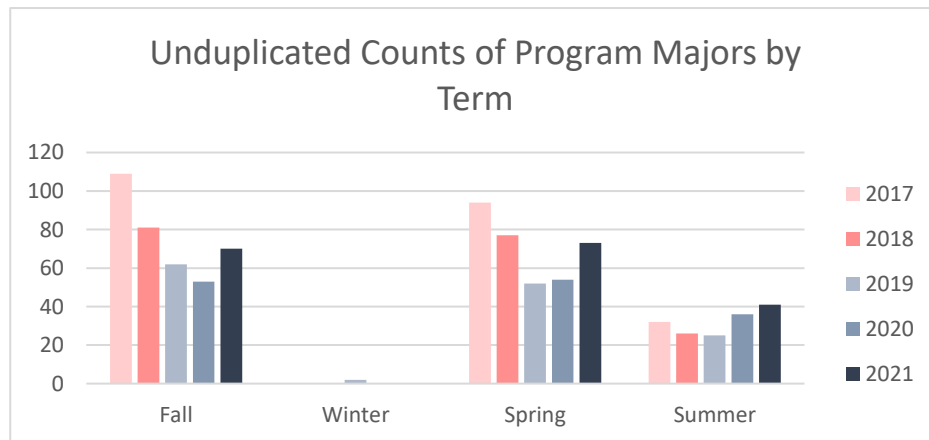
**Collin County Community College District  
Program Review 2021 - 2022**

Unduplicated Student Enrollment by Program per Term  
*Academic Years 2017 - 2018 through 2020 - 2021*

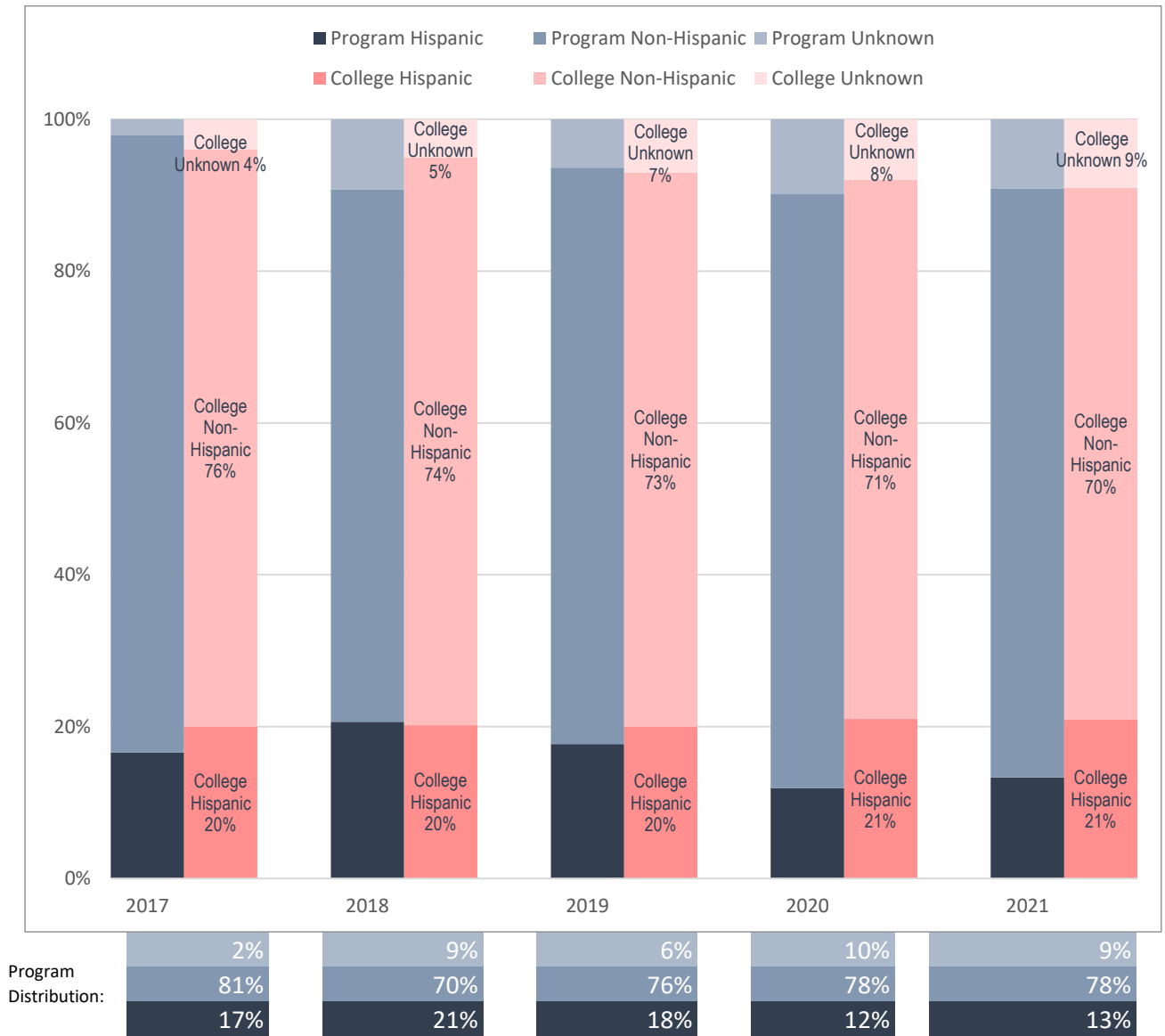
***Health Information Management - Medical Coding and Billing***

Term	Count of Enrolled Program Majors
<b>Academic Year 2016 - 2017</b>	
Fall 2016	109
Winter 2016	0
Spring 2017	94
Summer 2017	32
<b>Academic Year 2017 - 2018</b>	
Fall 2017	81
Winter 2017	0
Spring 2018	77
Summer 2018	26
<b>Academic Year 2018 - 2019</b>	
Fall 2018	62
Winter 2018	2
Spring 2019	52
Summer 2019	25
<b>Academic Year 2019 - 2020</b>	
Fall 2019	53
Spring 2020	54
Summer 2020	36
<b>Academic Year 2020 - 2021</b>	
Fall 2020	70
Spring 2021	73
Summer 2021	41

*Note: Students counted for this measure were enrolled at Collin during the specified term and are identified based on their declared major in ZogoTech.*

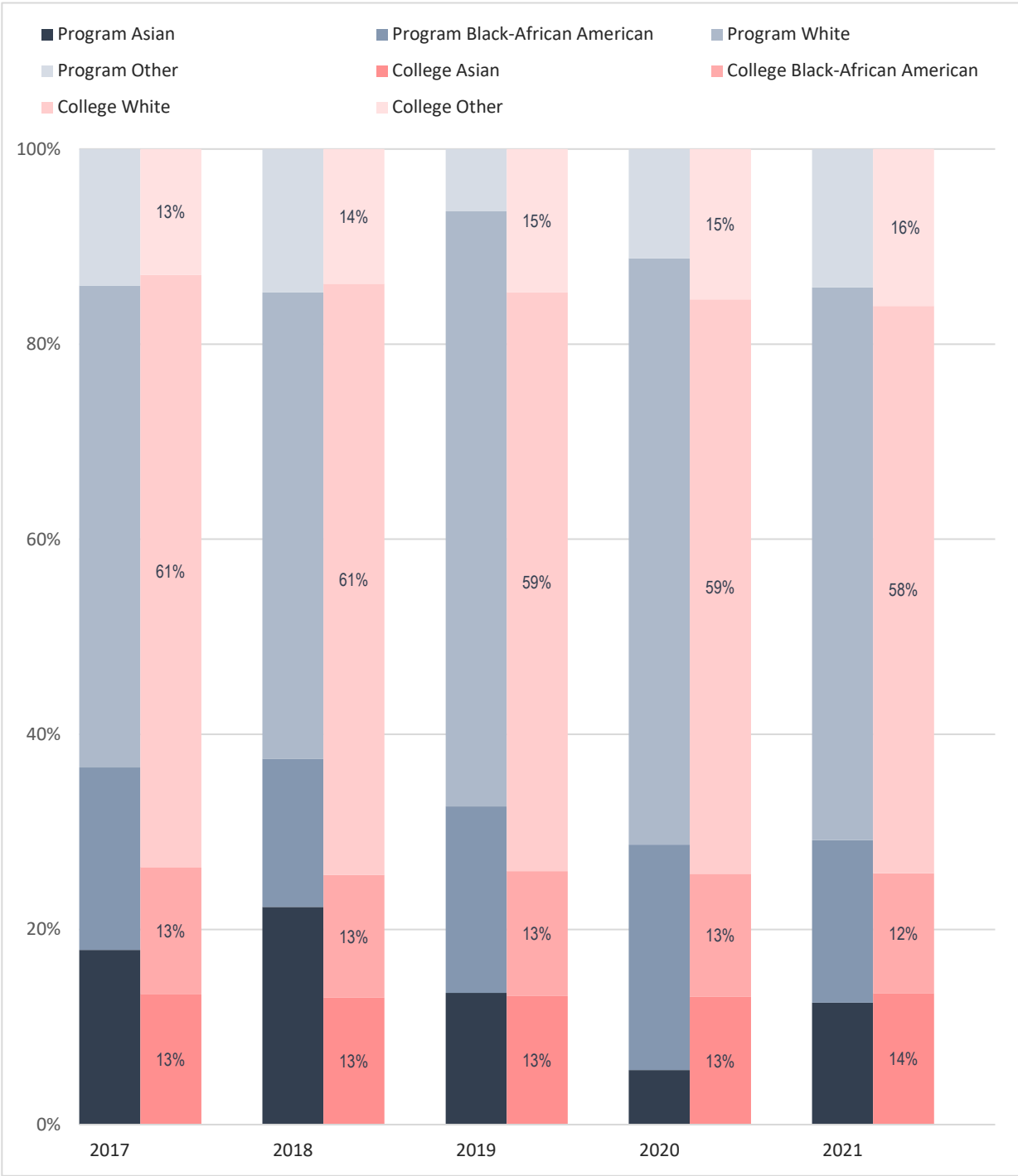


City Distribution of Enrolled Health Information Management - Medical Coding and Billing M  
Compared to Collin College's Overall Student Ethnicity Distribution



Note: Values rounded to the nearest percentage point and may not sum to 100%.

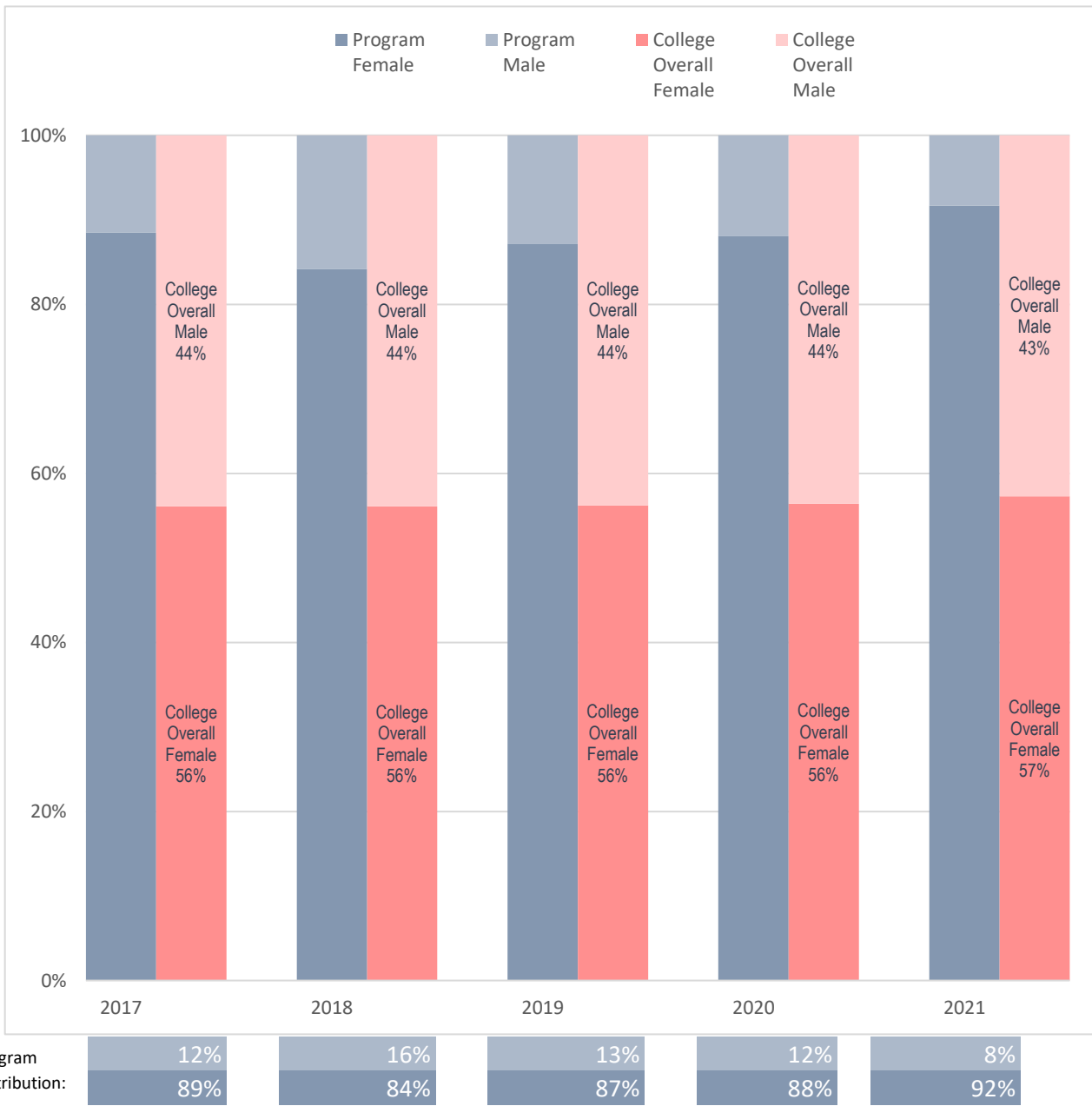
al Distribution of Enrolled Health Information Management - Medical Coding and Billing Ma  
 Compared to Collin College's Overall Student Racial Distribution



Program Distribution:	14%	15%	6%	11%	14%
	49%	48%	61%	60%	57%
	19%	15%	19%	23%	17%
	18%	22%	14%	6%	13%

Note: Values rounded to the nearest percentage and may not sum to 100%. The category "Other" includes "American Indian - Alaska Native", "Multi-Race", "Native Hawaiian - Other Pacific Islander" and "Unknown."

**Distribution of Enrolled Health Information Management - Medical Coding and Billing Major Compared to Collin College's Overall Student Sex Distribution**



*Note: Values rounded to the nearest percentage point and may not sum to 100%.*