



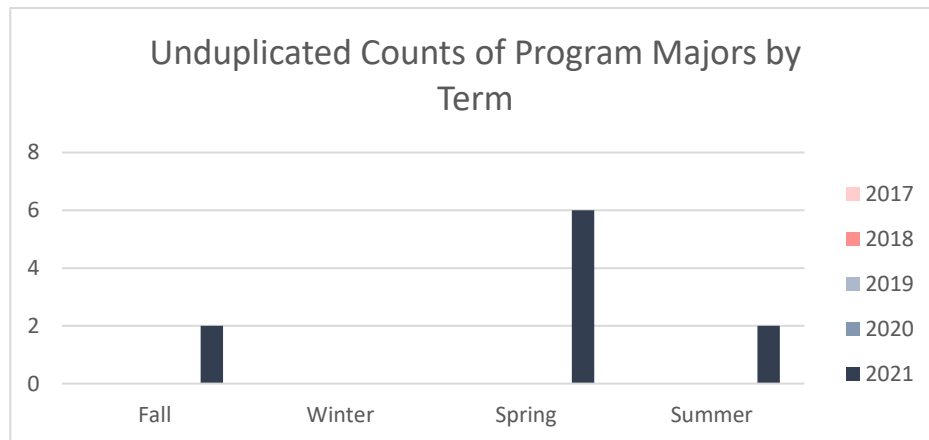
**Collin County Community College District
Program Review 2021 - 2022**

Unduplicated Student Enrollment by Program per Term
Academic Years 2017 - 2018 through 2020 - 2021

Fine Arts Field of Study

Term	Count of Enrolled Program Majors
Academic Year 2016 - 2017	
Fall 2016	0
Winter 2016	0
Spring 2017	0
Summer 2017	0
Academic Year 2017 - 2018	
Fall 2017	0
Winter 2017	0
Spring 2018	0
Summer 2018	0
Academic Year 2018 - 2019	
Fall 2018	0
Winter 2018	0
Spring 2019	0
Summer 2019	0
Academic Year 2019 - 2020	
Fall 2019	0
Spring 2020	0
Summer 2020	0
Academic Year 2020 - 2021	
Fall 2020	2
Spring 2021	6
Summer 2021	2

Note: Students counted for this measure were enrolled at Collin during the specified term and are identified based on their declared major in ZogoTech.

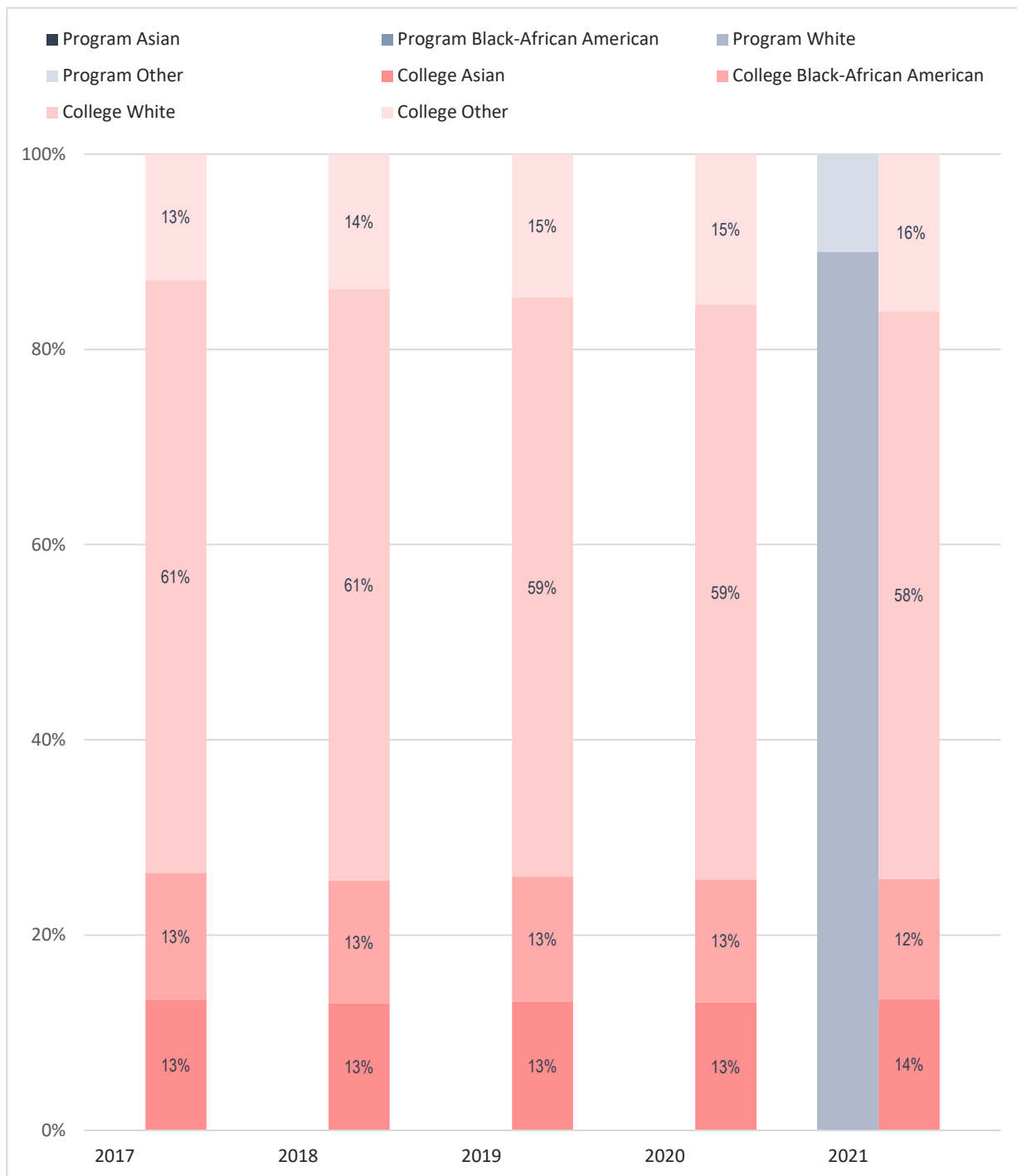


Ethnicity Distribution of Enrolled Fine Arts Field of Study Majors, Compared to Collin College's Overall Student Ethnicity Distribution



Note: Values rounded to the nearest percentage point and may not sum to 100%.

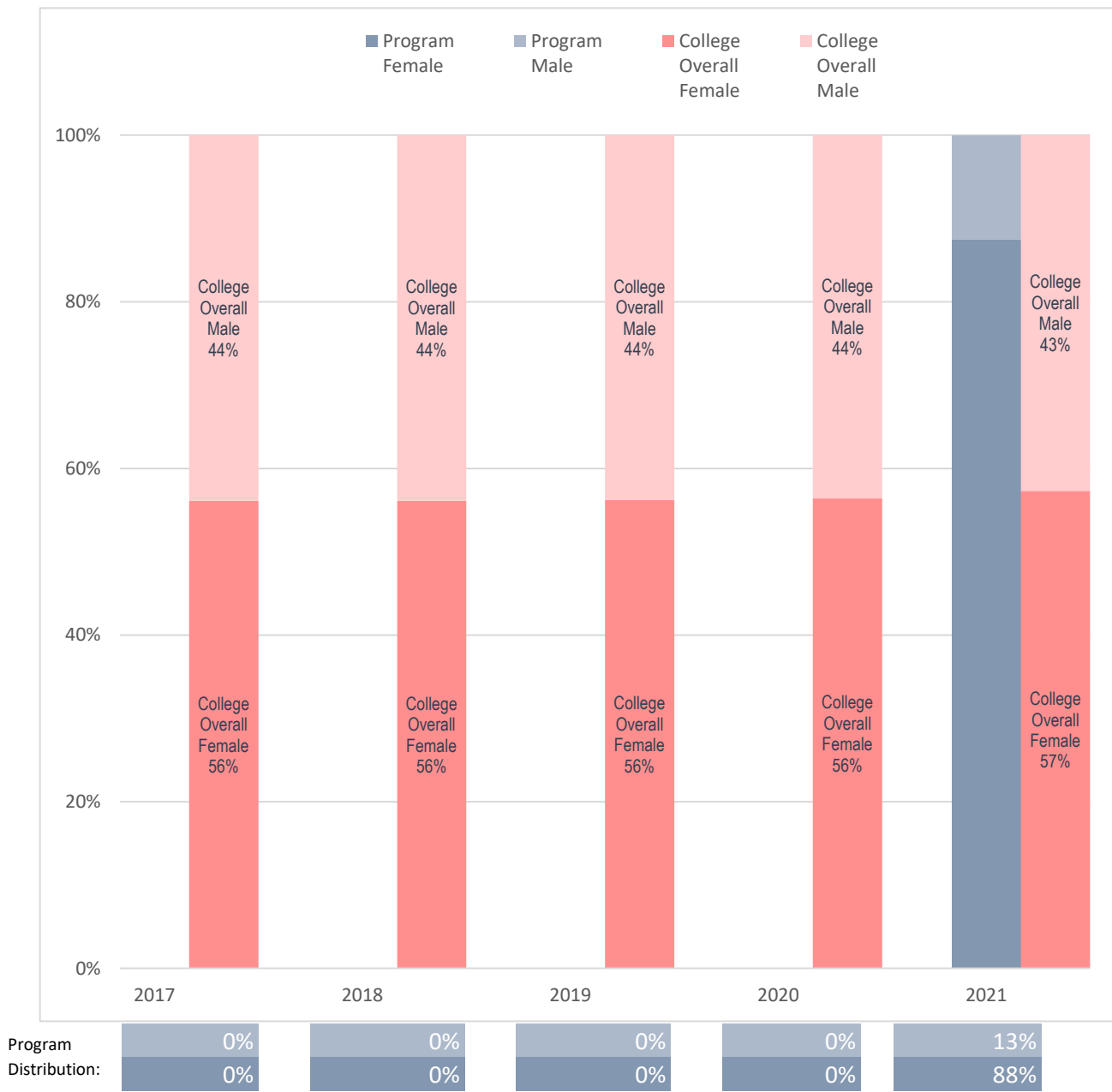
Racial Distribution of Enrolled Fine Arts Field of Study Majors, Compared to Collin College's Overall Student Racial Distribution



Program Distribution:	2017	2018	2019	2020	2021
Program Asian	0%	0%	0%	0%	0%
Program Black-African American	0%	0%	0%	0%	90%
Program White	0%	0%	0%	0%	10%
Program Other	0%	0%	0%	0%	0%

Note: Values rounded to the nearest percentage and may not sum to 100%. The category "Other" includes "American Indian - Alaska Native", "Multi-Race", "Native Hawaiian - Other Pacific Islander" and "Unknown."

Sex Distribution of Enrolled Fine Arts Field of Study Majors, Compared to Collin College's Overall Student Sex Distribution



Note: Values rounded to the nearest percentage point and may not sum to 100%.