



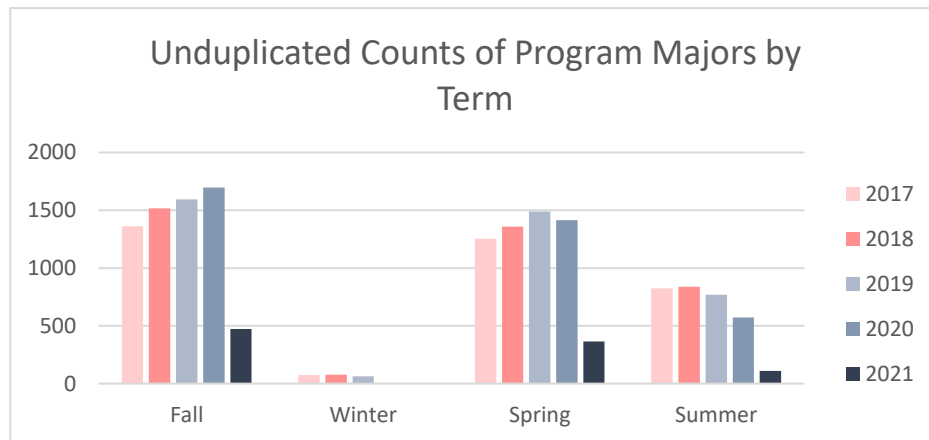
**Collin County Community College District  
Program Review 2021 - 2022**

Unduplicated Student Enrollment by Program per Term  
*Academic Years 2017 - 2018 through 2020 - 2021*

***Engineering Field of Study***

Term	Count of Enrolled Program Majors
<b>Academic Year 2016 - 2017</b>	
Fall 2016	1,362
Winter 2016	74
Spring 2017	1,255
Summer 2017	824
<b>Academic Year 2017 - 2018</b>	
Fall 2017	1,518
Winter 2017	77
Spring 2018	1,360
Summer 2018	838
<b>Academic Year 2018 - 2019</b>	
Fall 2018	1,594
Winter 2018	63
Spring 2019	1,488
Summer 2019	768
<b>Academic Year 2019 - 2020</b>	
Fall 2019	1,696
Spring 2020	1,414
Summer 2020	572
<b>Academic Year 2020 - 2021</b>	
Fall 2020	473
Spring 2021	364
Summer 2021	109

*Note: Students counted for this measure were enrolled at Collin during the specified term and are identified based on their declared major in ZogoTech.*

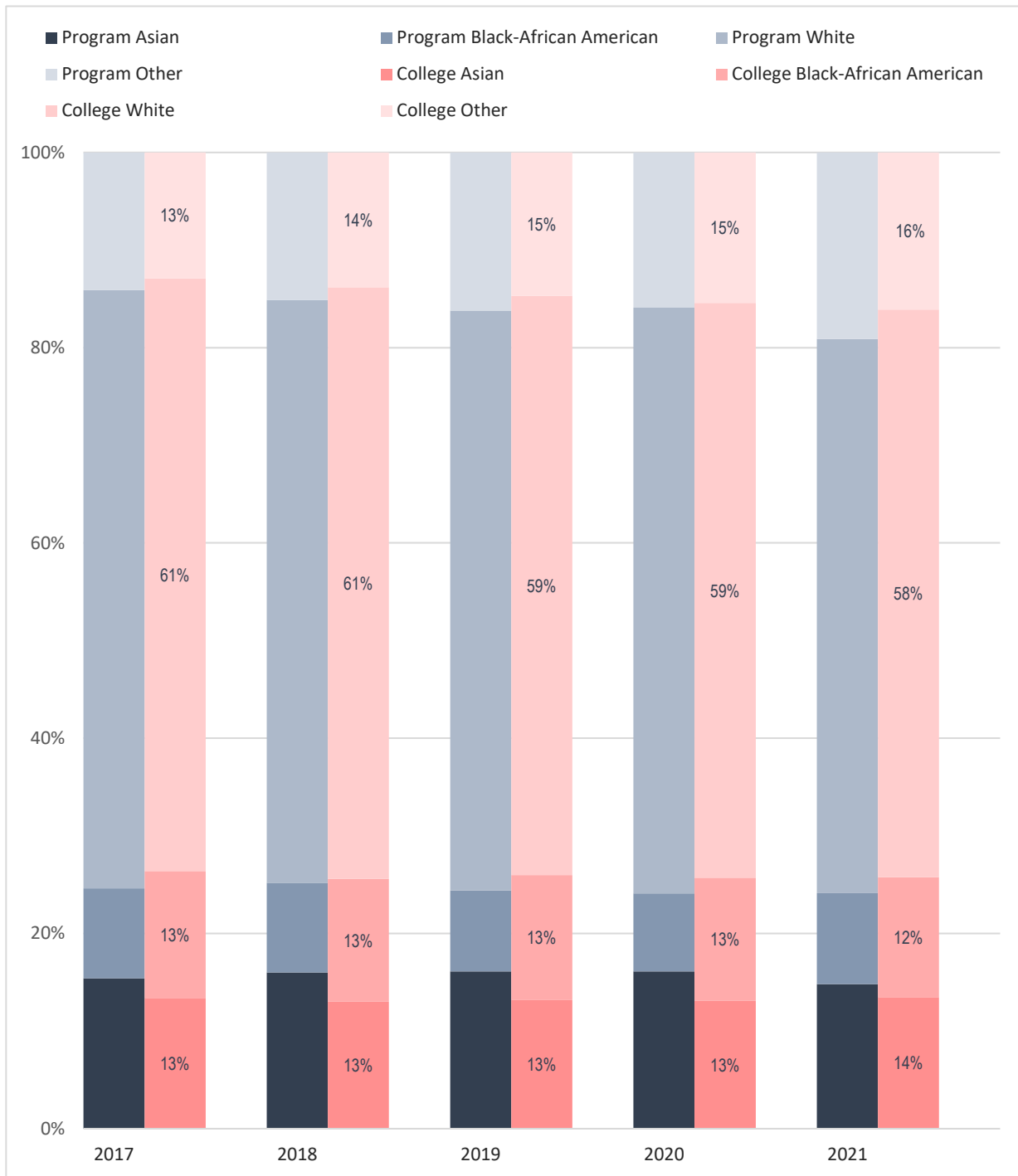


### Ethnicity Distribution of Enrolled Engineering Field of Study Majors, Compared to Collin College's Overall Student Ethnicity Distribution



*Note: Values rounded to the nearest percentage point and may not sum to 100%.*

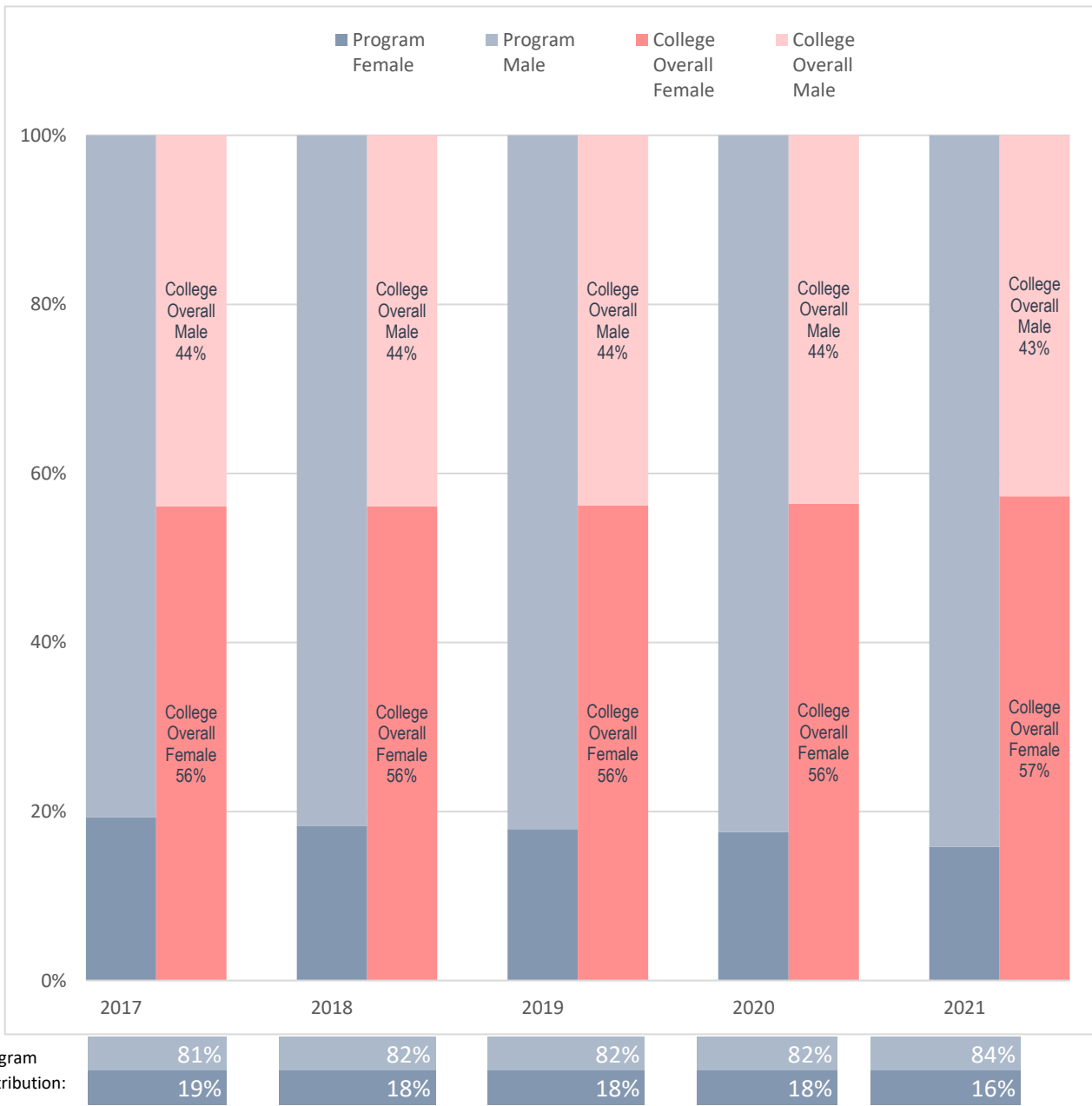
## Racial Distribution of Enrolled Engineering Field of Study Majors, Compared to Collin College's Overall Student Racial Distribution



Program Distribution:	14%	15%	16%	16%	19%
	61%	60%	59%	60%	57%
	9%	9%	8%	8%	9%
	15%	16%	16%	16%	15%

*Note: Values rounded to the nearest percentage and may not sum to 100%. The category "Other" includes "American Indian - Alaska Native", "Multi-Race", "Native Hawaiian - Other Pacific Islander" and "Unknown."*

## Sex Distribution of Enrolled Engineering Field of Study Majors, Compared to Collin College's Overall Student Sex Distribution



*Note: Values rounded to the nearest percentage point and may not sum to 100%.*