



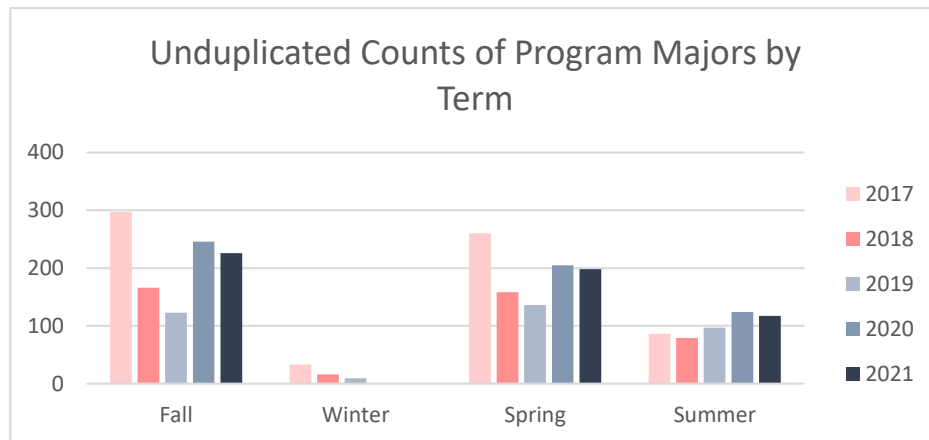
**Collin County Community College District
Program Review 2021 - 2022**

Unduplicated Student Enrollment by Program per Term
Academic Years 2017 - 2018 through 2020 - 2021

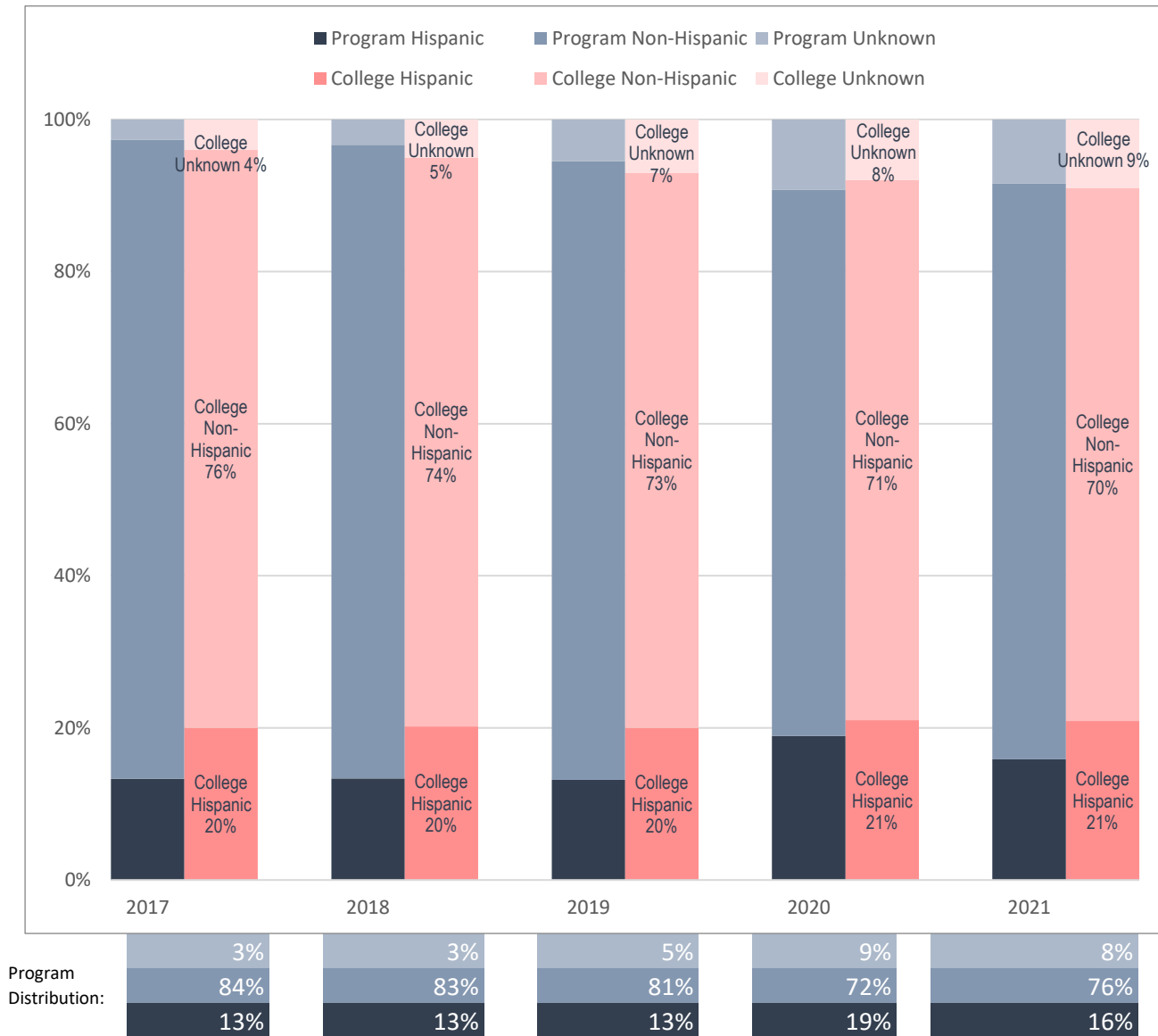
Emergency Medical Services Professions

Term	Count of Enrolled Program Majors
Academic Year 2016 - 2017	
Fall 2016	297
Winter 2016	33
Spring 2017	260
Summer 2017	86
Academic Year 2017 - 2018	
Fall 2017	166
Winter 2017	16
Spring 2018	158
Summer 2018	79
Academic Year 2018 - 2019	
Fall 2018	123
Winter 2018	9
Spring 2019	136
Summer 2019	97
Academic Year 2019 - 2020	
Fall 2019	246
Spring 2020	205
Summer 2020	124
Academic Year 2020 - 2021	
Fall 2020	226
Spring 2021	198
Summer 2021	117

Note: Students counted for this measure were enrolled at Collin during the specified term and are identified based on their declared major in ZogoTech.

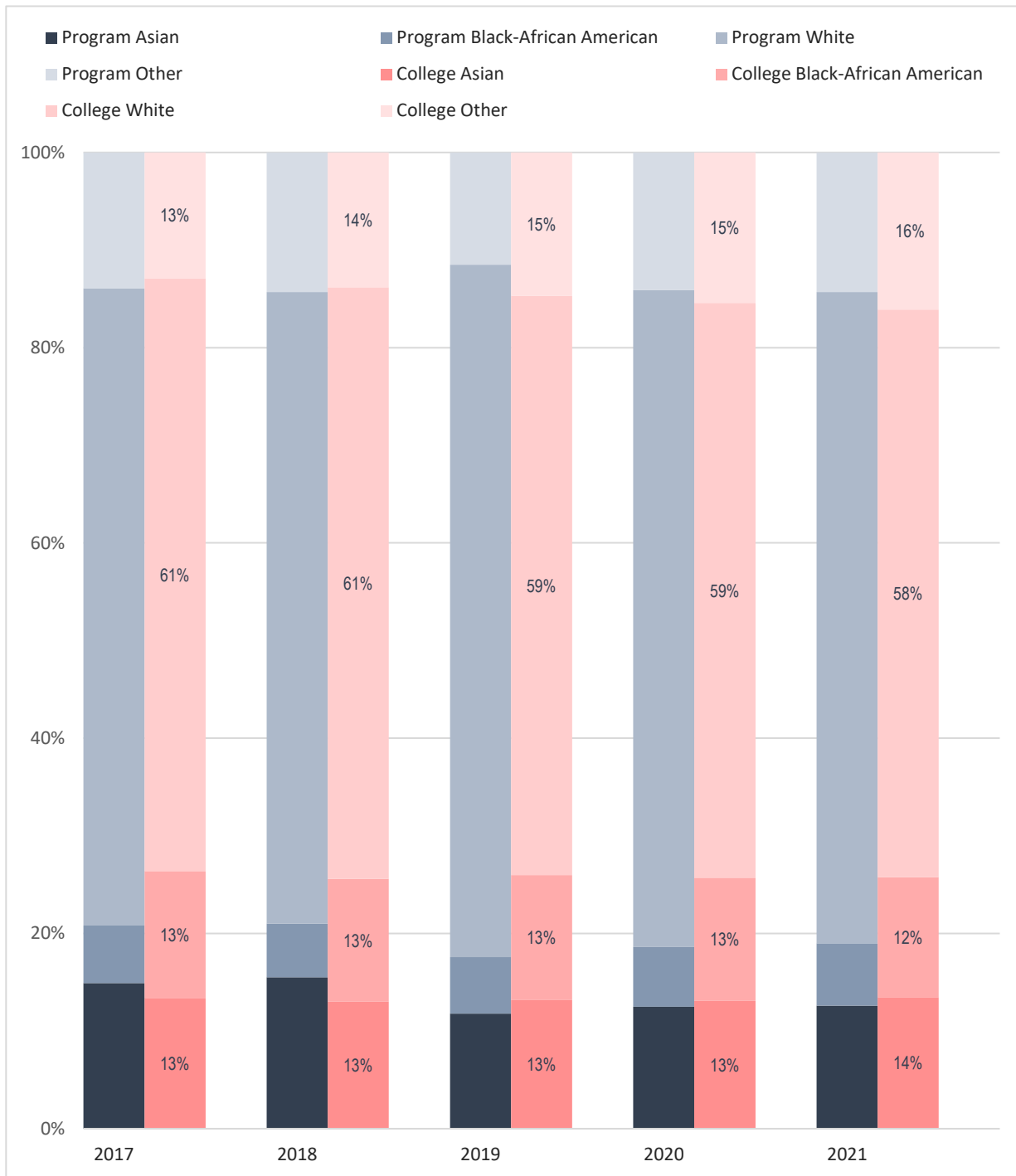


Ethnicity Distribution of Enrolled Emergency Medical Services Professions Majors, Compared to Collin College's Overall Student Ethnicity Distribution



Note: Values rounded to the nearest percentage point and may not sum to 100%.

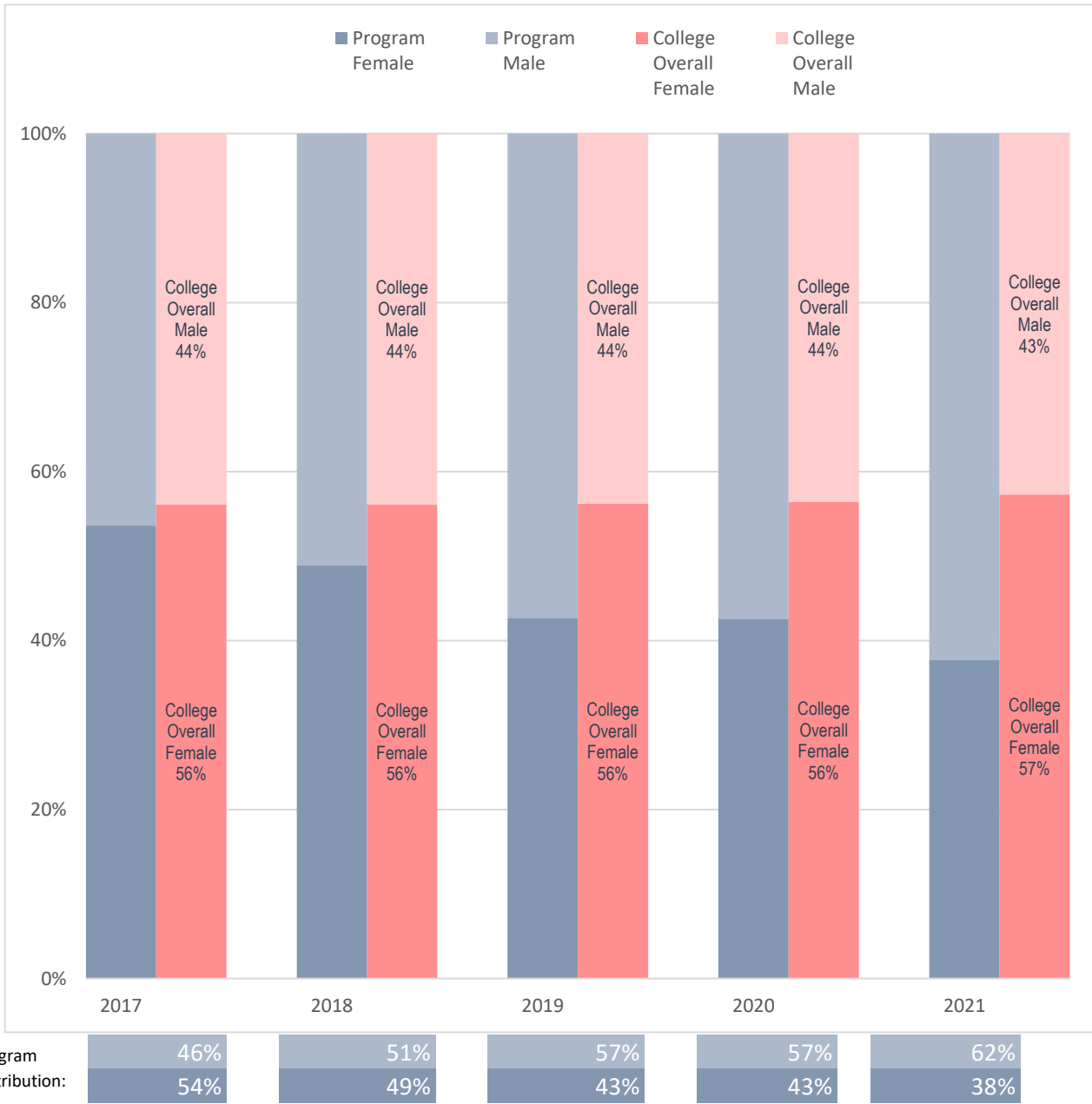
Racial Distribution of Enrolled Emergency Medical Services Professions Majors, Compared to Collin College's Overall Student Racial Distribution



Program Distribution:	2017	2018	2019	2020	2021
Program Other	14%	14%	12%	14%	14%
Program White	65%	65%	71%	67%	67%
Program Black-African American	6%	6%	6%	6%	6%
Program Asian	15%	16%	12%	13%	13%

Note: Values rounded to the nearest percentage and may not sum to 100%. The category "Other" includes "American Indian - Alaska Native", "Multi-Race", "Native Hawaiian - Other Pacific Islander" and "Unknown."

Sex Distribution of Enrolled Emergency Medical Services Professions Majors, Compared to Collin College's Overall Student Sex Distribution



Note: Values rounded to the nearest percentage point and may not sum to 100%.