



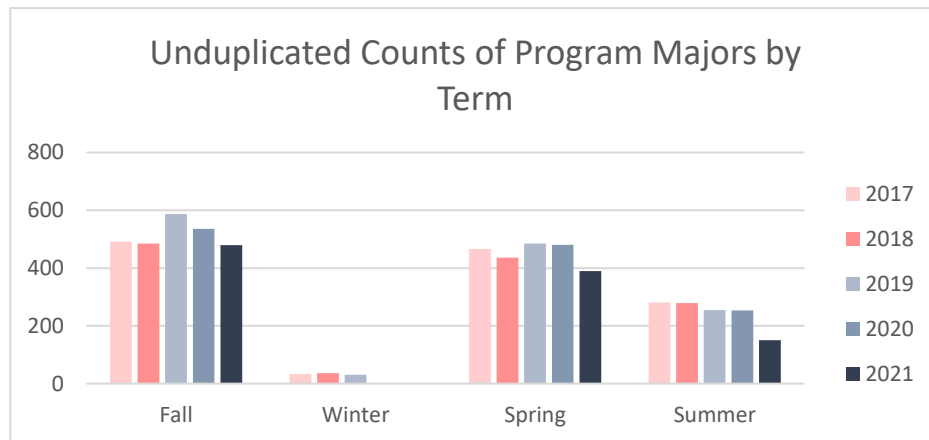
**Collin County Community College District
Program Review 2021 - 2022**

Unduplicated Student Enrollment by Program per Term
Academic Years 2017 - 2018 through 2020 - 2021

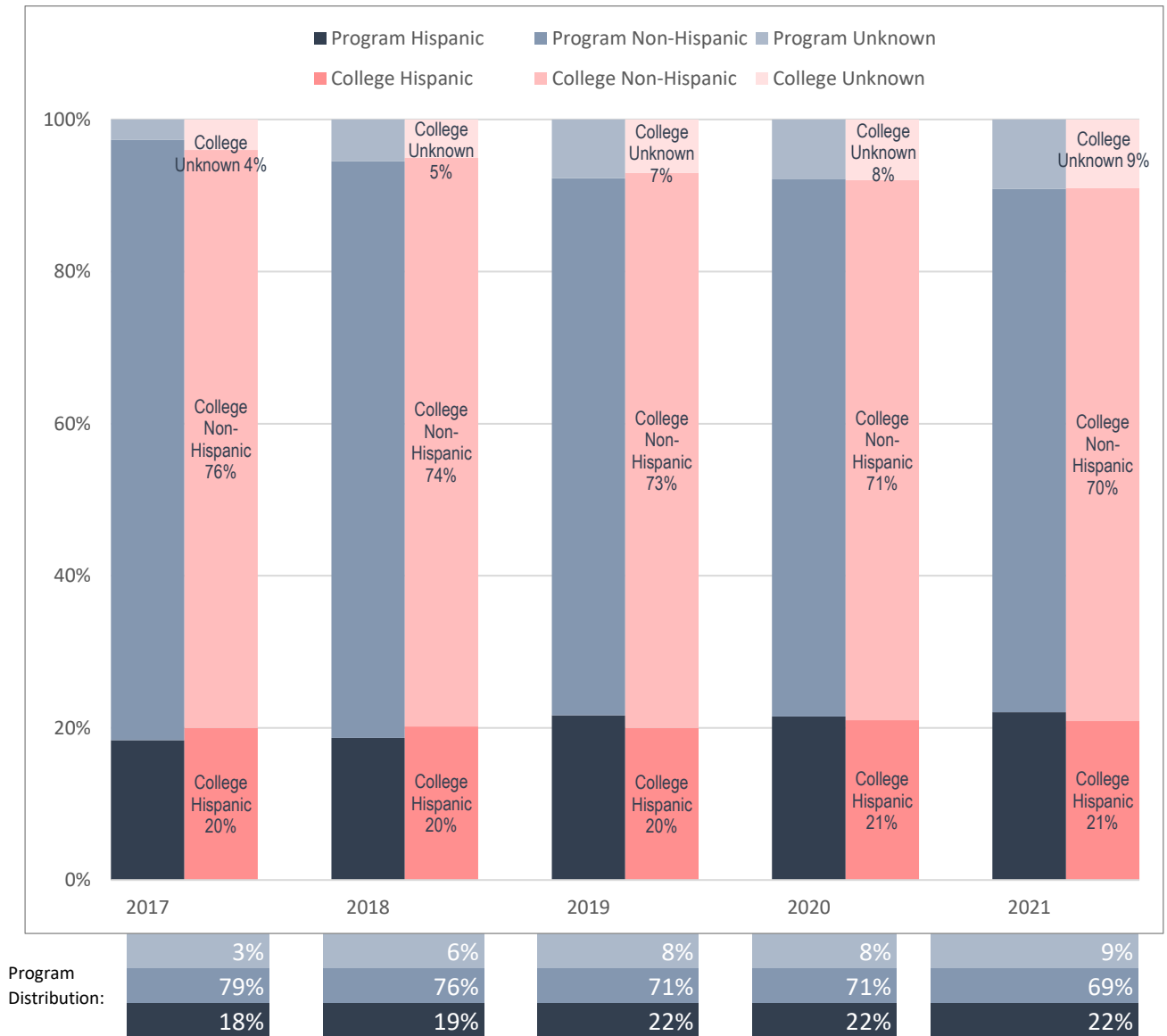
Early Childhood Educator

Term	Count of Enrolled Program Majors
Academic Year 2016 - 2017	
Fall 2016	492
Winter 2016	33
Spring 2017	466
Summer 2017	281
Academic Year 2017 - 2018	
Fall 2017	485
Winter 2017	36
Spring 2018	436
Summer 2018	279
Academic Year 2018 - 2019	
Fall 2018	587
Winter 2018	31
Spring 2019	485
Summer 2019	254
Academic Year 2019 - 2020	
Fall 2019	536
Spring 2020	480
Summer 2020	253
Academic Year 2020 - 2021	
Fall 2020	479
Spring 2021	390
Summer 2021	150

Note: Students counted for this measure were enrolled at Collin during the specified term and are identified based on their declared major in ZogoTech.

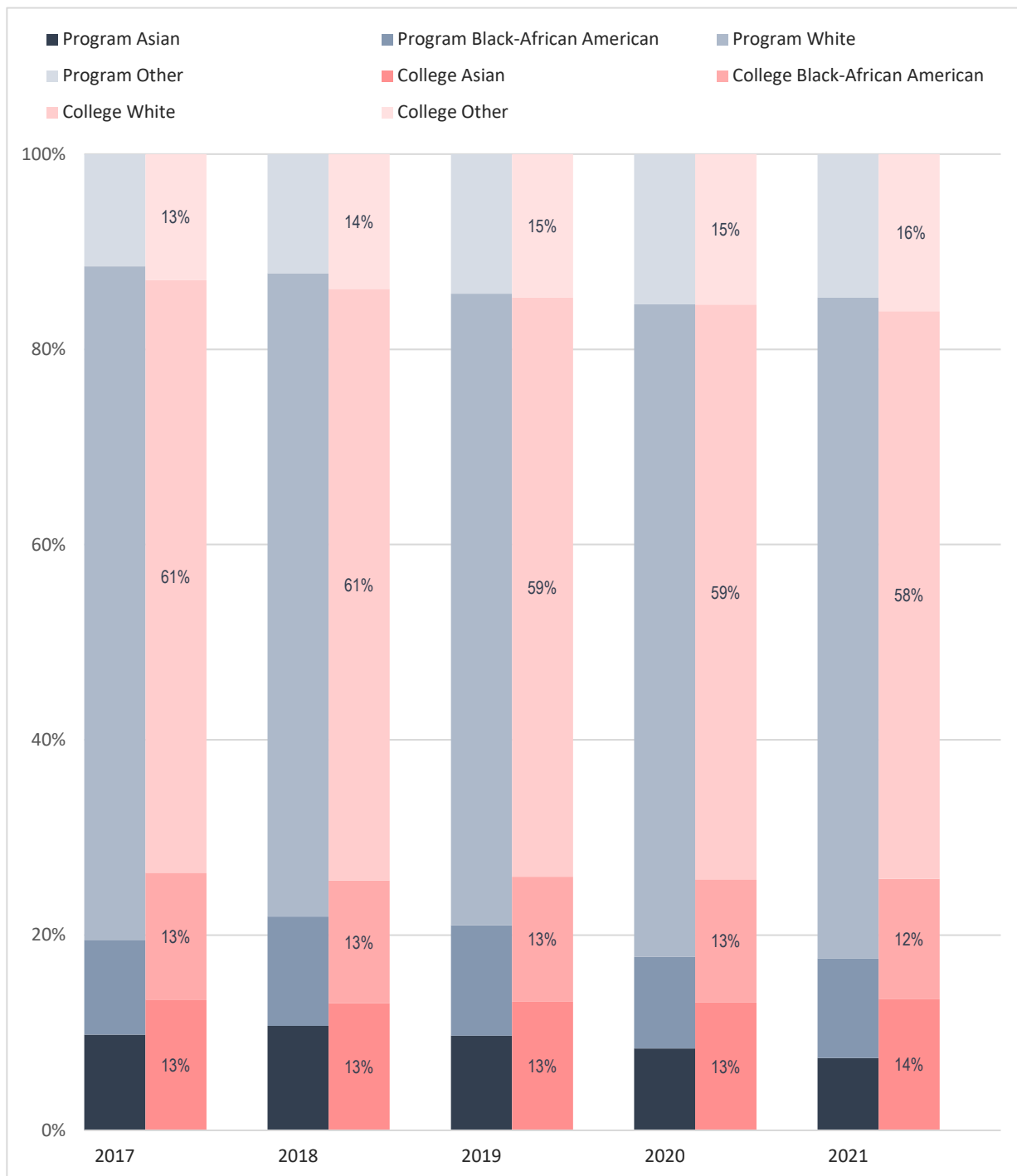


Ethnicity Distribution of Enrolled Early Childhood Educator Majors, Compared to Collin College's Overall Student Ethnicity Distribution



Note: Values rounded to the nearest percentage point and may not sum to 100%.

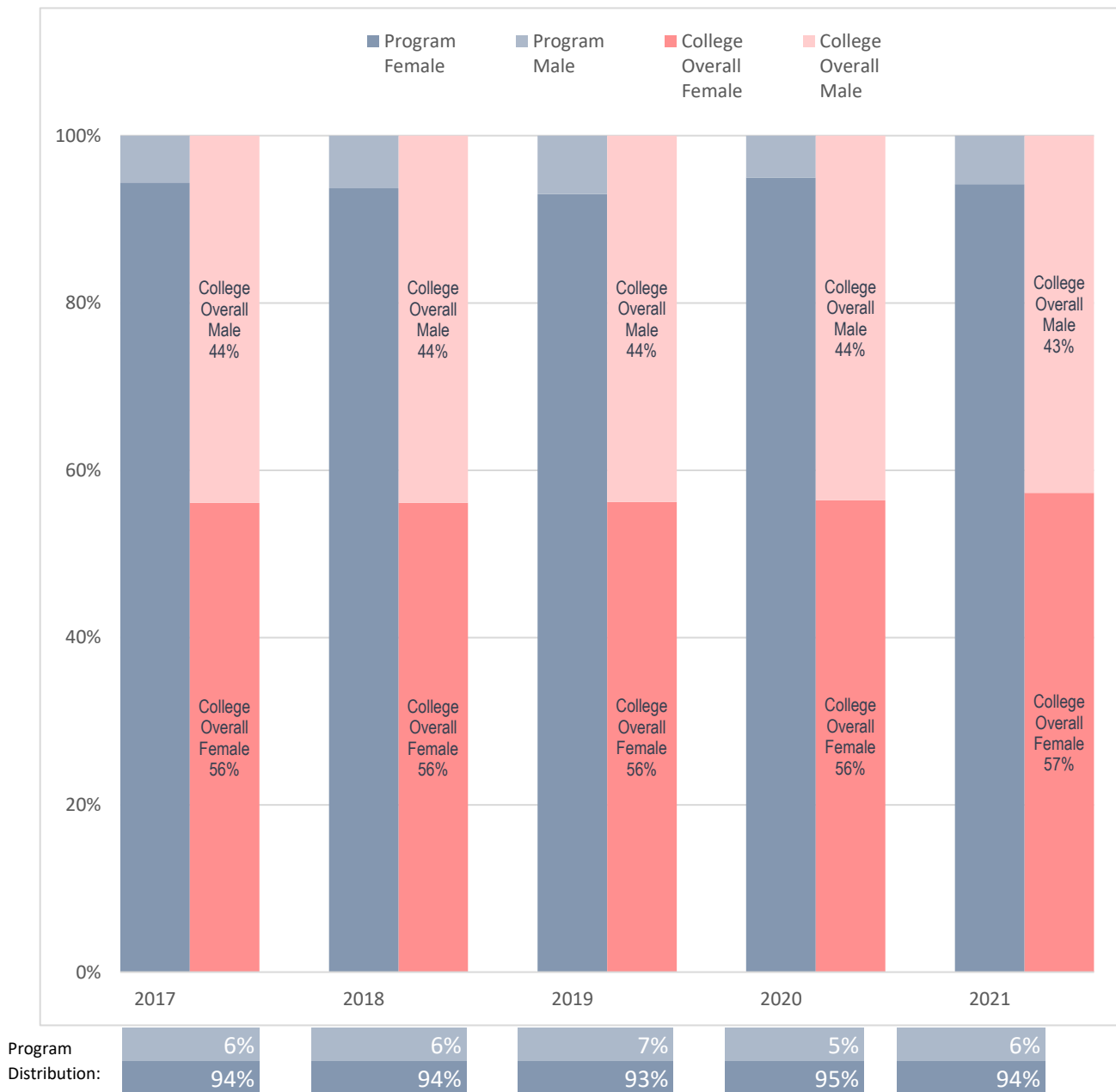
Racial Distribution of Enrolled Early Childhood Educator Majors, Compared to Collin College's Overall Student Racial Distribution



Program Distribution:	2017	2018	2019	2020	2021
Program White	69%	66%	65%	67%	68%
Program Black-African American	10%	11%	11%	9%	10%
Program Asian	10%	11%	10%	8%	7%
Program Other	12%	12%	14%	15%	15%

Note: Values rounded to the nearest percentage and may not sum to 100%. The category "Other" includes "American Indian - Alaska Native", "Multi-Race", "Native Hawaiian - Other Pacific Islander" and "Unknown."

Sex Distribution of Enrolled Early Childhood Educator Majors, Compared to Collin College's Overall Student Sex Distribution



Note: Values rounded to the nearest percentage point and may not sum to 100%.