



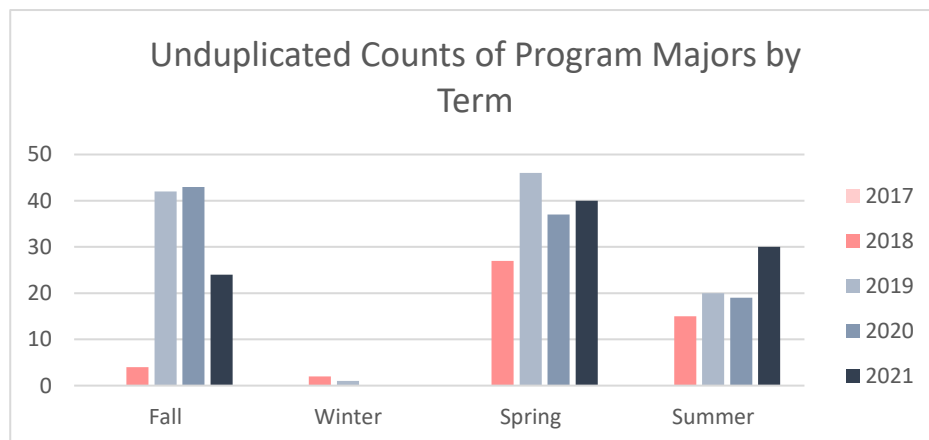
**Collin County Community College District
Program Review 2021 - 2022**

Unduplicated Student Enrollment by Program per Term
Academic Years 2017 - 2018 through 2020 - 2021

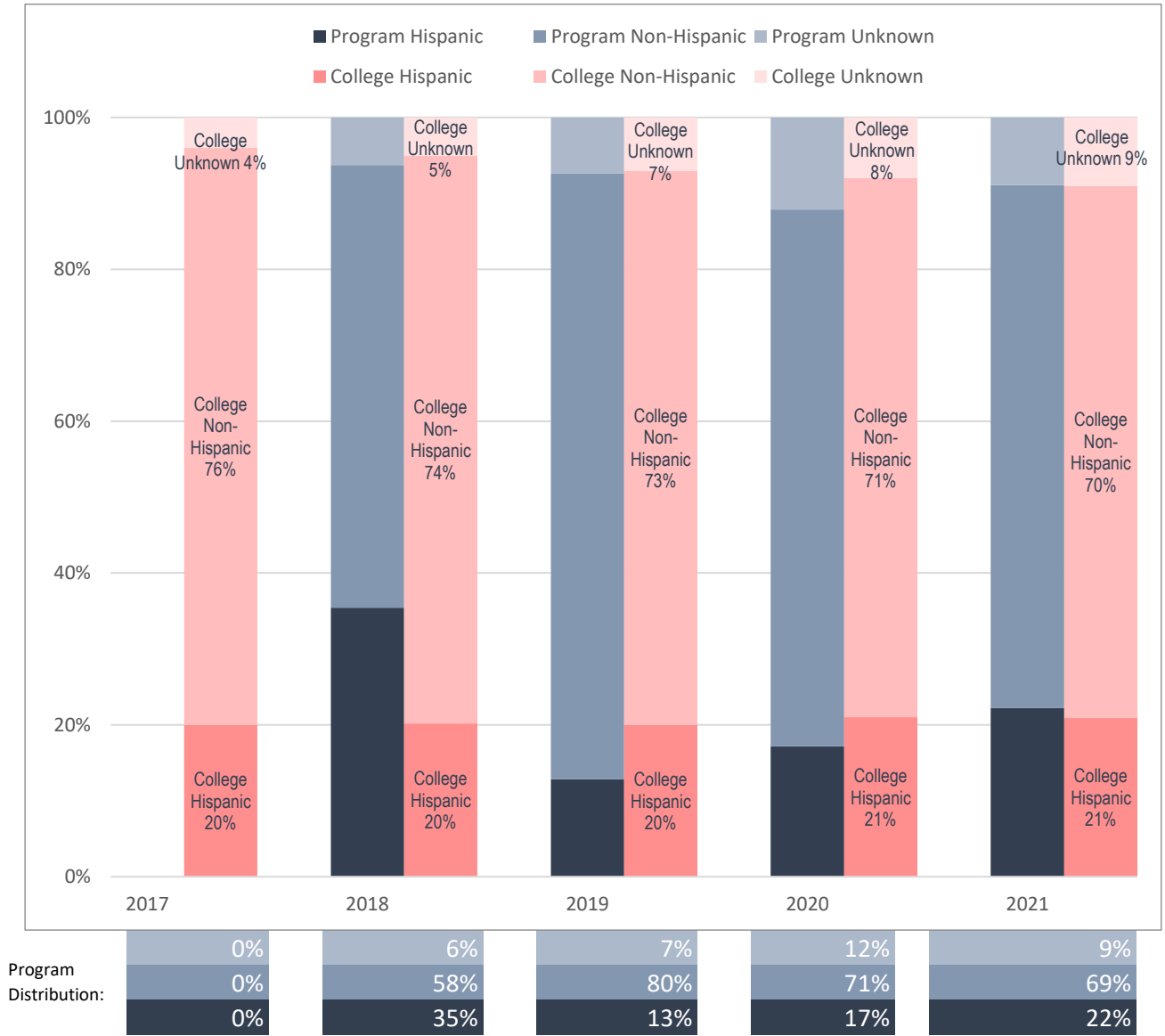
Diagnostic Medical Sonography

Term	Count of Enrolled Program Majors
Academic Year 2016 - 2017	
Fall 2016	0
Winter 2016	0
Spring 2017	0
Summer 2017	0
Academic Year 2017 - 2018	
Fall 2017	4
Winter 2017	2
Spring 2018	27
Summer 2018	15
Academic Year 2018 - 2019	
Fall 2018	42
Winter 2018	1
Spring 2019	46
Summer 2019	20
Academic Year 2019 - 2020	
Fall 2019	43
Spring 2020	37
Summer 2020	19
Academic Year 2020 - 2021	
Fall 2020	24
Spring 2021	40
Summer 2021	30

Note: Students counted for this measure were enrolled at Collin during the specified term and are identified based on their declared major in ZogoTech.

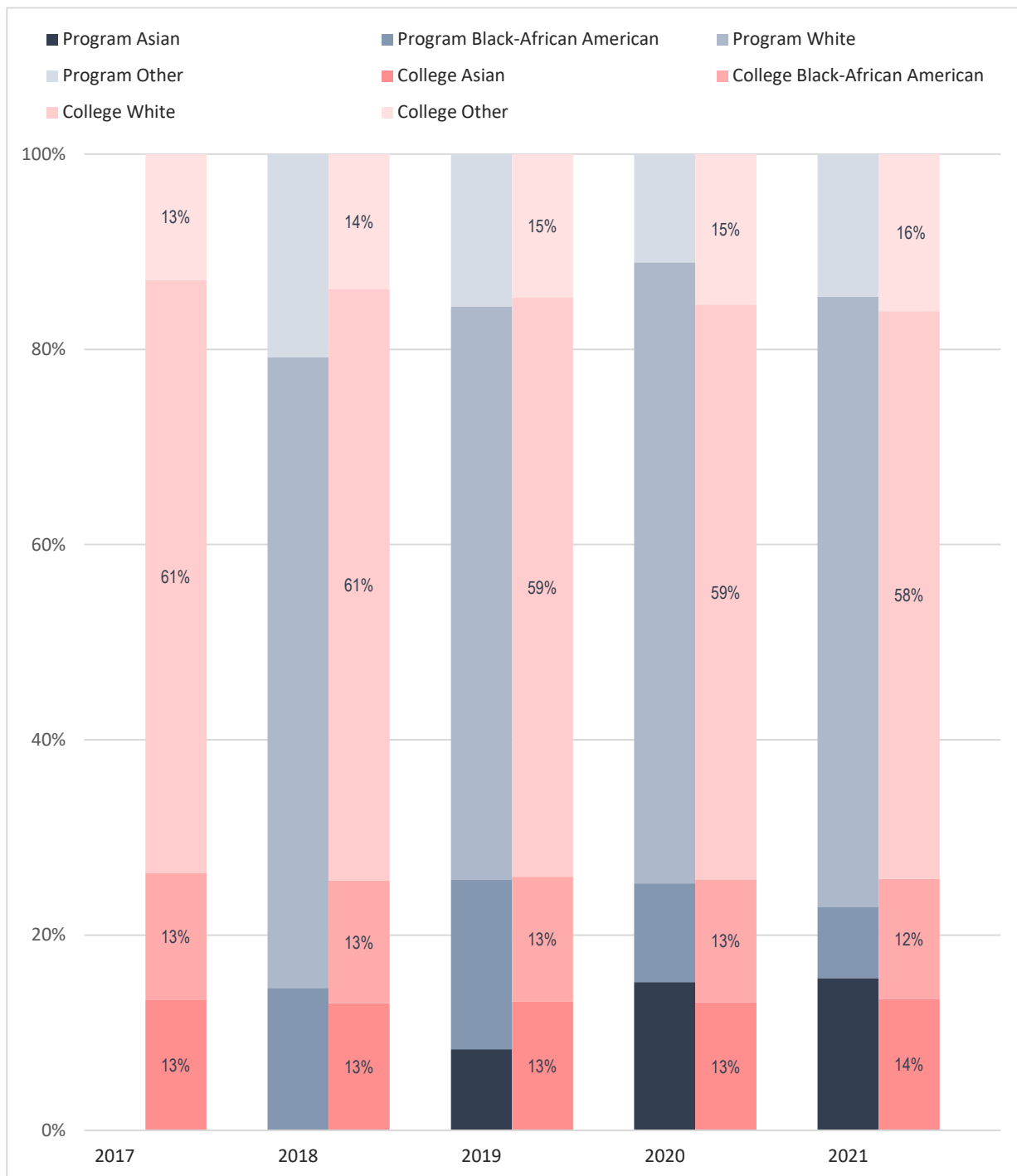


Ethnicity Distribution of Enrolled Diagnostic Medical Sonography Majors, Compared to Collin College's Overall Student Ethnicity Distribution



Note: Values rounded to the nearest percentage point and may not sum to 100%.

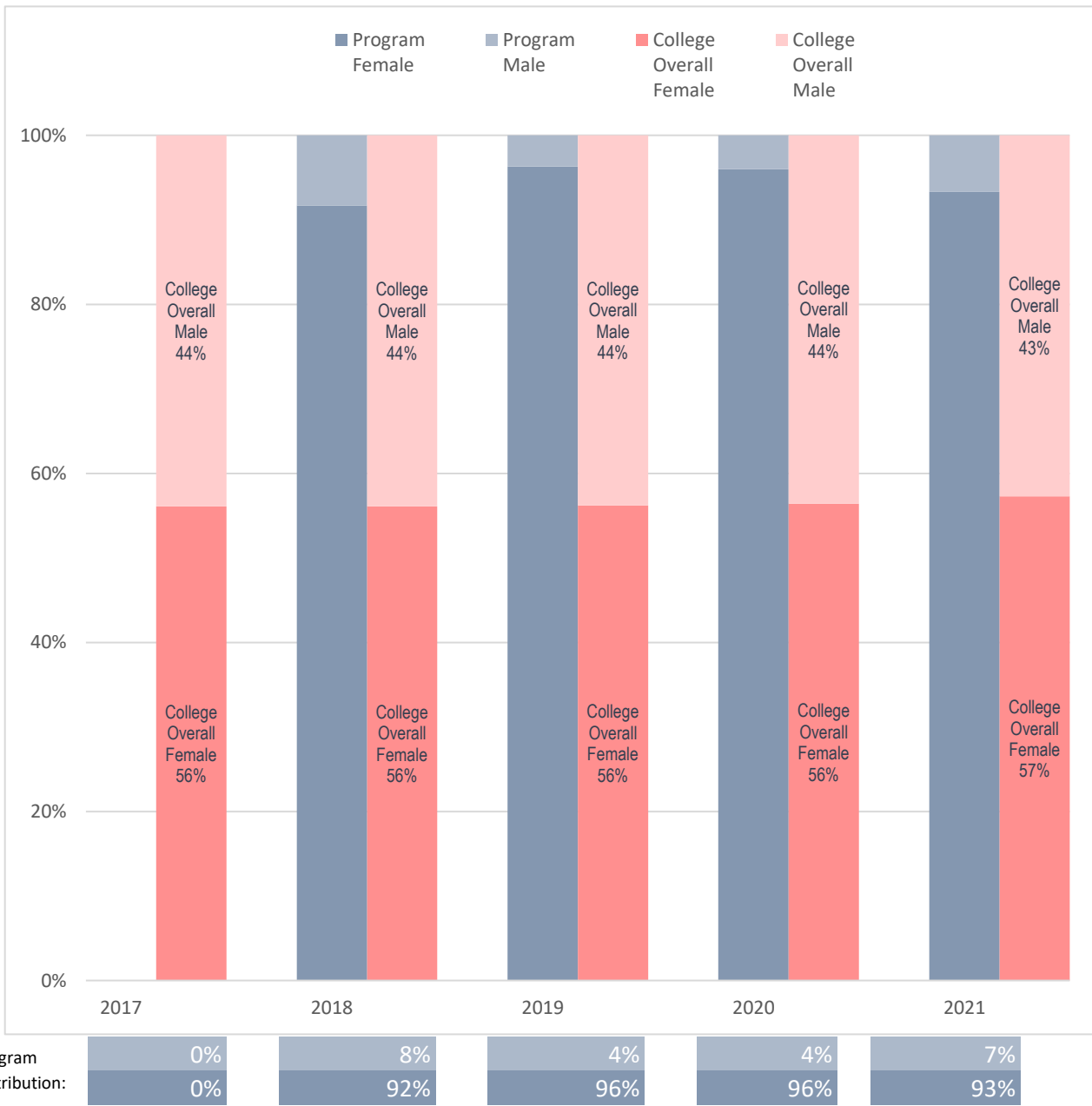
Racial Distribution of Enrolled Diagnostic Medical Sonography Majors, Compared to Collin College's Overall Student Racial Distribution



Program Distribution:	0%	21%	16%	11%	15%
	0%	65%	59%	64%	63%
	0%	15%	17%	10%	7%
	0%	0%	8%	15%	16%

Note: Values rounded to the nearest percentage and may not sum to 100%. The category "Other" includes "American Indian - Alaska Native", "Multi-Race", "Native Hawaiian - Other Pacific Islander" and "Unknown."

Sex Distribution of Enrolled Diagnostic Medical Sonography Majors, Compared to Collin College's Overall Student Sex Distribution



Note: Values rounded to the nearest percentage point and may not sum to 100%.