



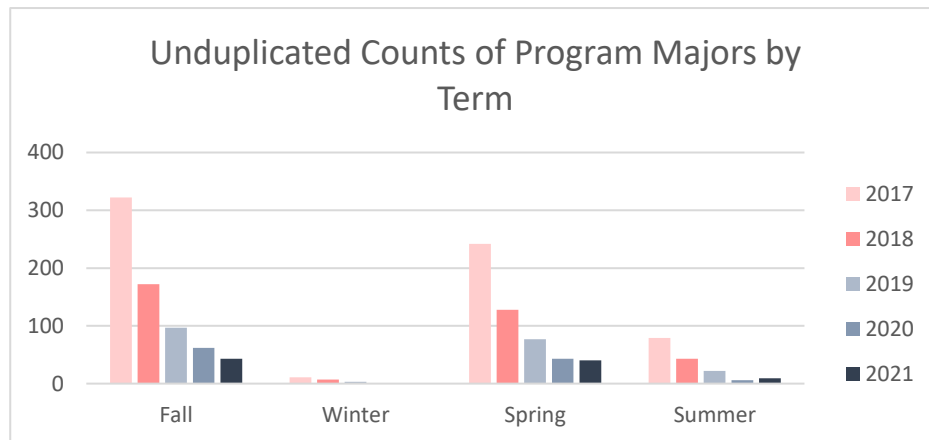
**Collin County Community College District
Program Review 2021 - 2022**

Unduplicated Student Enrollment by Program per Term
Academic Years 2017 - 2018 through 2020 - 2021

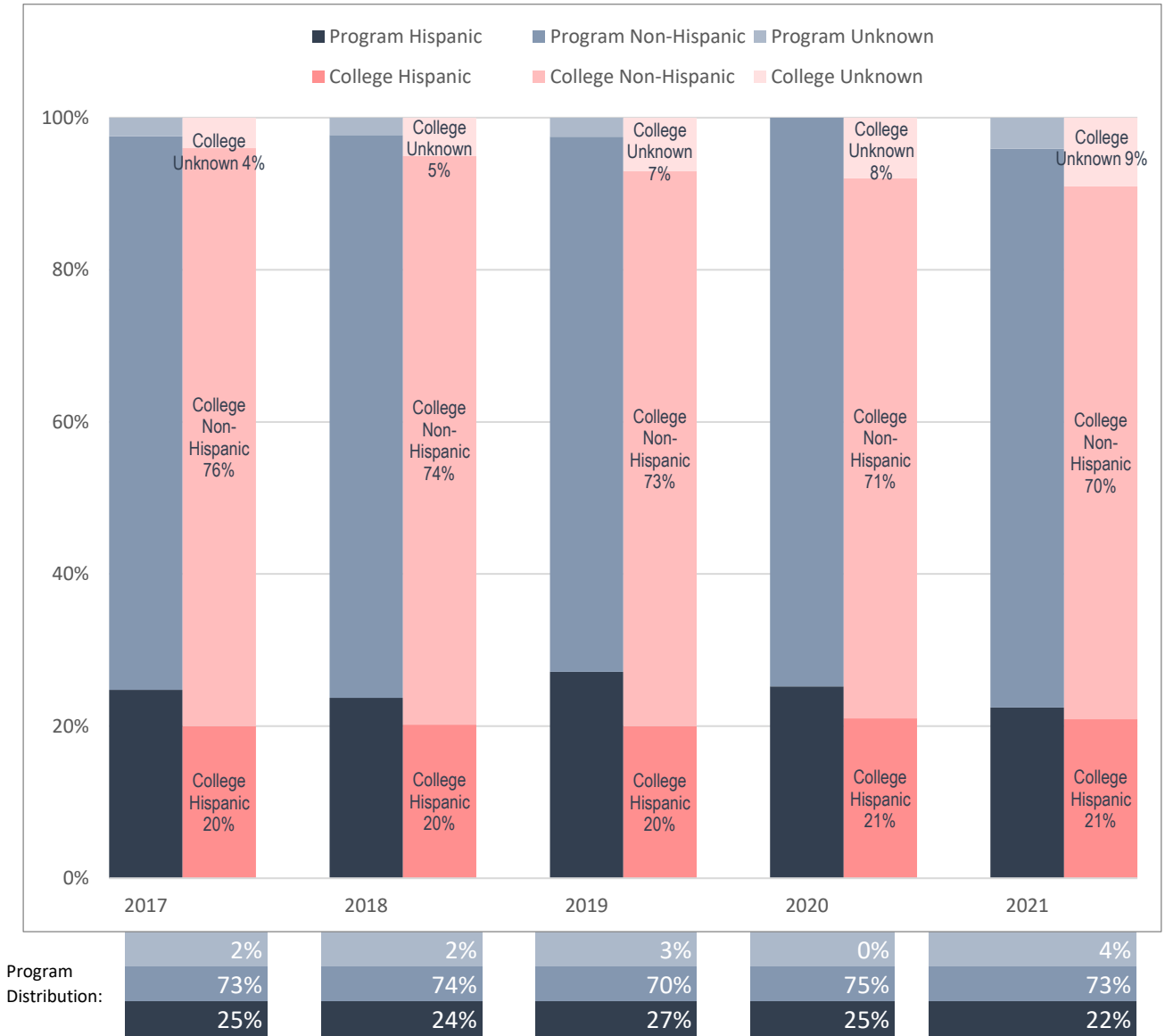
Dental Hygiene

Term	Count of Enrolled Program Majors
Academic Year 2016 - 2017	
Fall 2016	322
Winter 2016	11
Spring 2017	242
Summer 2017	79
Academic Year 2017 - 2018	
Fall 2017	172
Winter 2017	7
Spring 2018	128
Summer 2018	43
Academic Year 2018 - 2019	
Fall 2018	97
Winter 2018	3
Spring 2019	77
Summer 2019	22
Academic Year 2019 - 2020	
Fall 2019	62
Spring 2020	43
Summer 2020	6
Academic Year 2020 - 2021	
Fall 2020	43
Spring 2021	40
Summer 2021	9

Note: Students counted for this measure were enrolled at Collin during the specified term and are identified based on their declared major in ZogoTech.

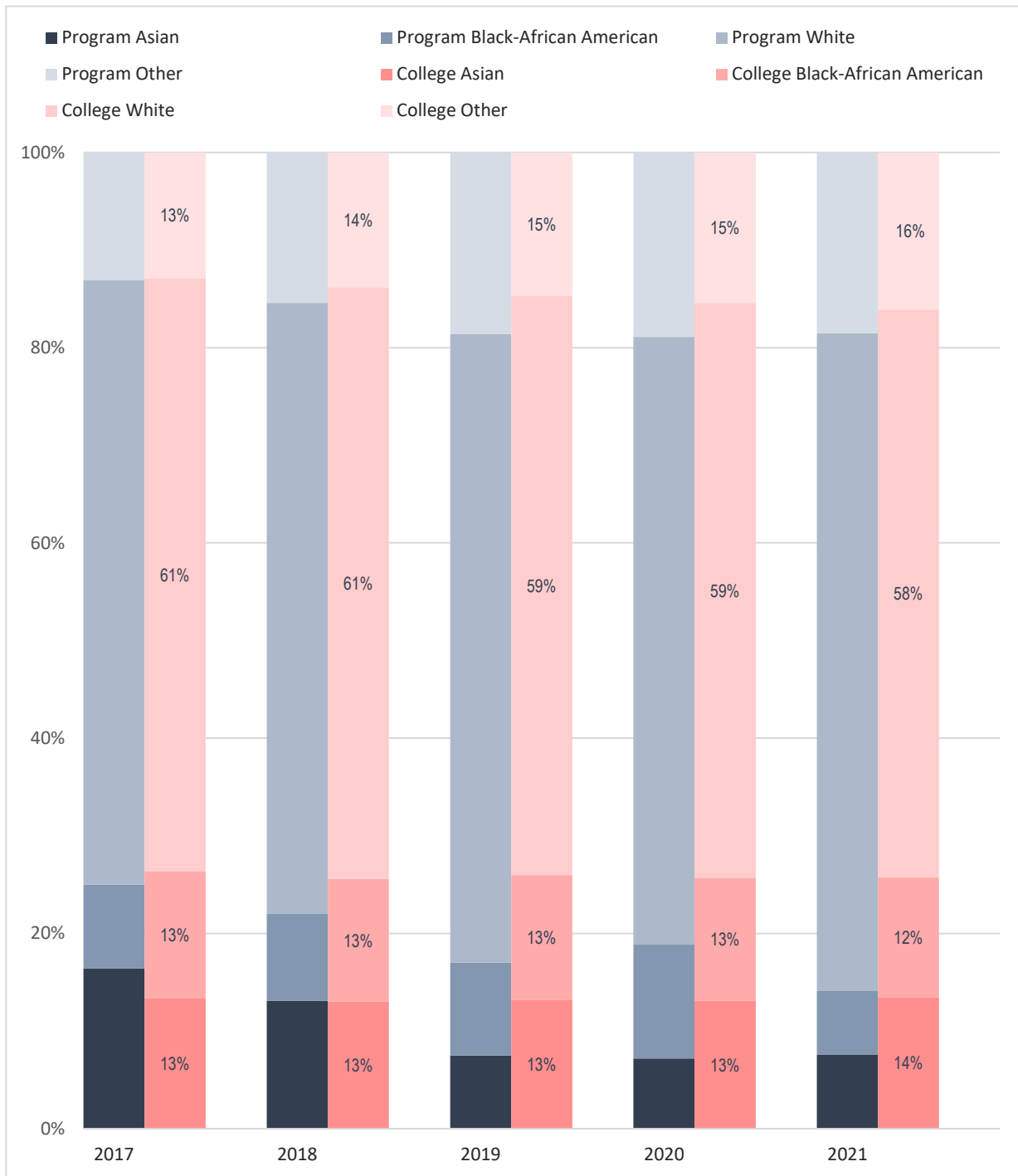


Ethnicity Distribution of Enrolled Dental Hygiene Majors, Compared to Collin College's Overall Student Ethnicity Distribution



Note: Values rounded to the nearest percentage point and may not sum to 100%.

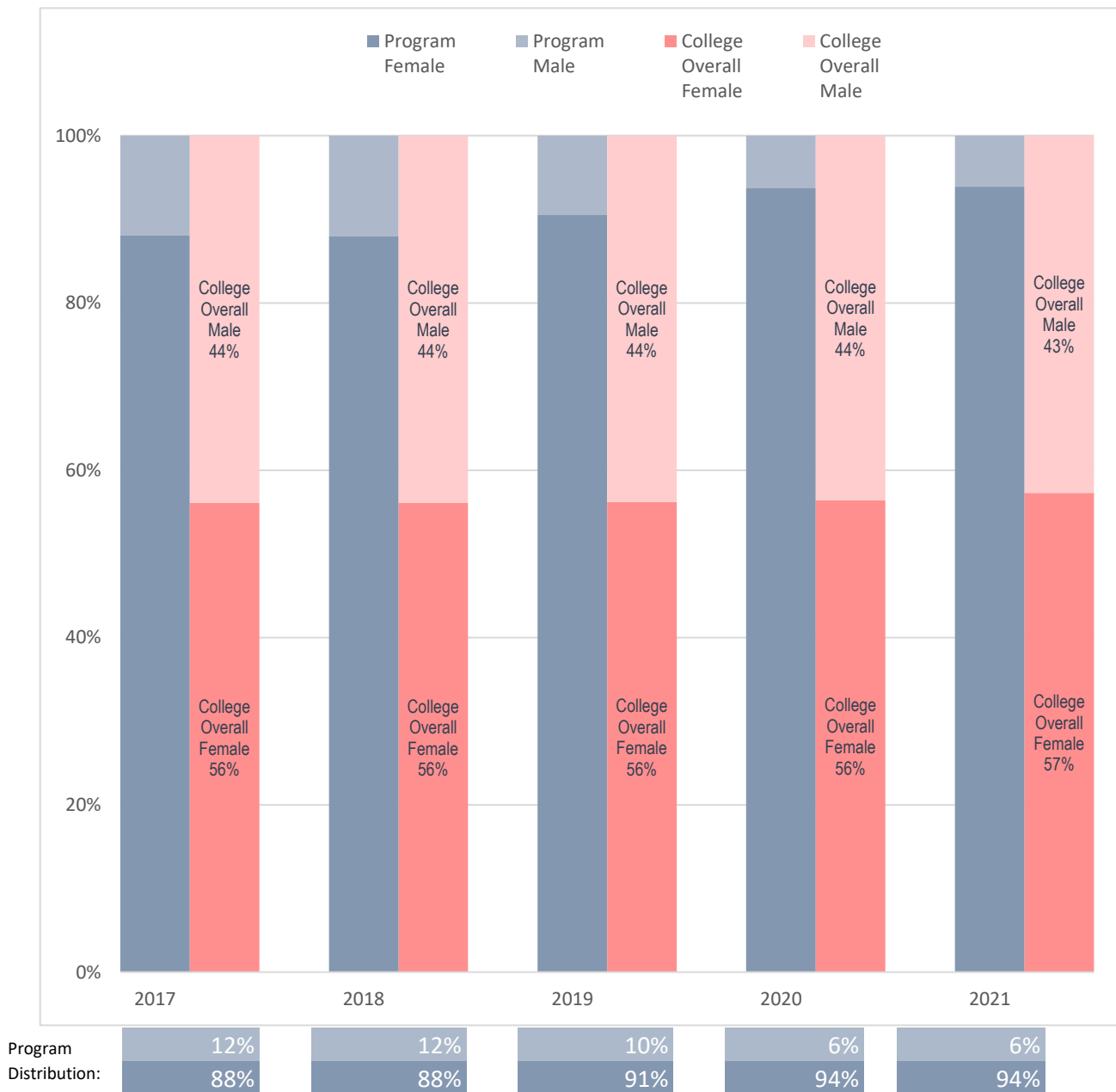
Racial Distribution of Enrolled Dental Hygiene Majors, Compared to Collin College's Overall Student Racial Distribution



Program Distribution:	2017	2018	2019	2020	2021
Program Asian	16%	13%	8%	7%	8%
Program Black-African American	9%	9%	10%	12%	7%
Program White	62%	63%	64%	62%	67%
Program Other	13%	15%	19%	19%	19%

Note: Values rounded to the nearest percentage and may not sum to 100%. The category "Other" includes "American Indian - Alaska Native", "Multi-Race", "Native Hawaiian - Other Pacific Islander" and "Unknown."

Sex Distribution of Enrolled Dental Hygiene Majors, Compared to Collin College's Overall Student Sex Distribution



Note: Values rounded to the nearest percentage point and may not sum to 100%.