



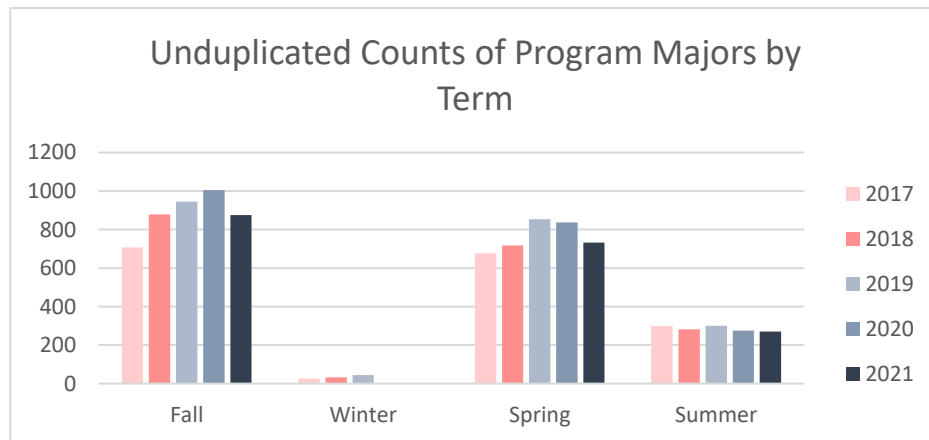
**Collin County Community College District
Program Review 2021 - 2022**

Unduplicated Student Enrollment by Program per Term
Academic Years 2017 - 2018 through 2020 - 2021

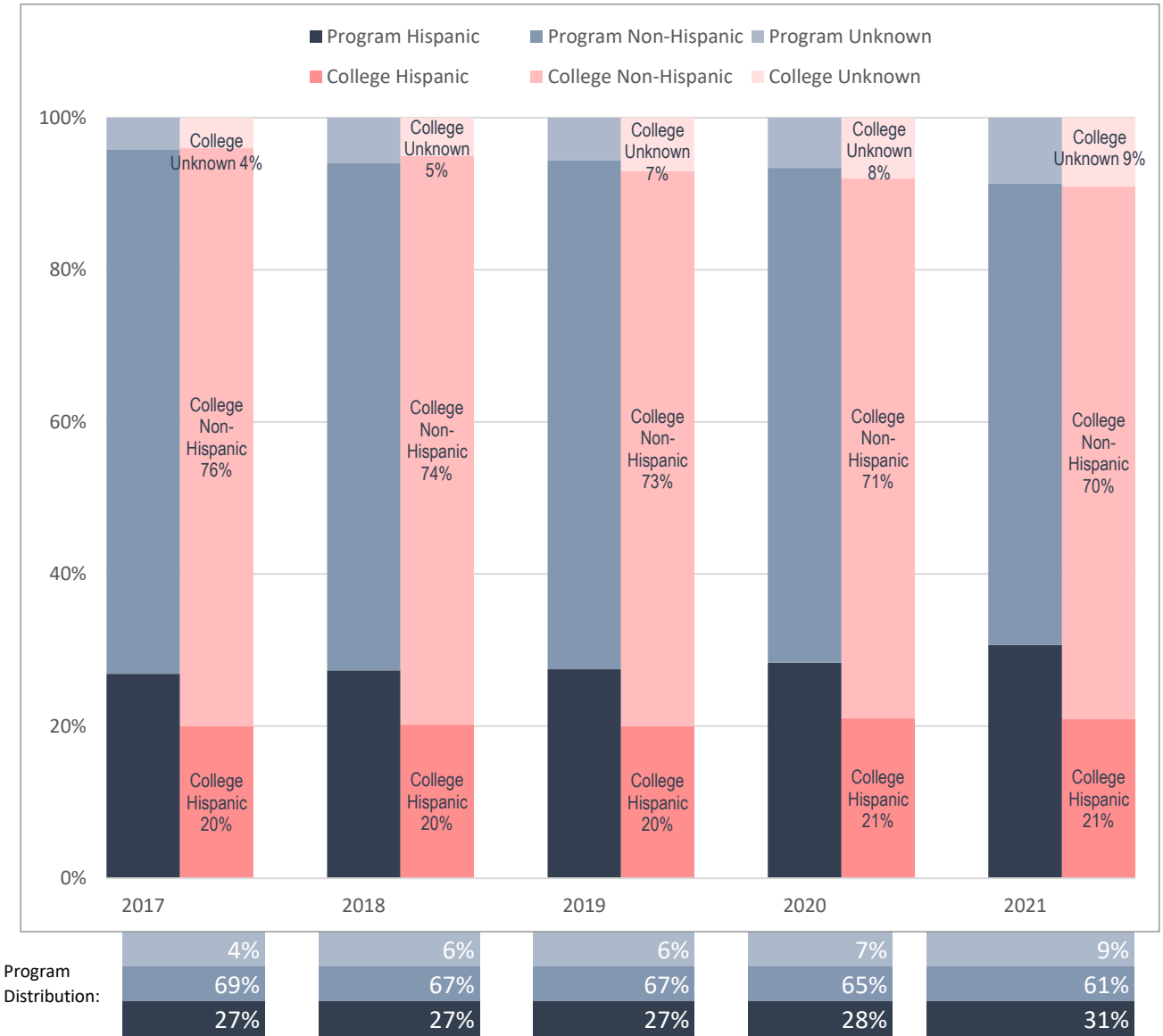
Criminal Justice Field of Study

Term	Count of Enrolled Program Majors
Academic Year 2016 - 2017	
Fall 2016	707
Winter 2016	26
Spring 2017	677
Summer 2017	299
Academic Year 2017 - 2018	
Fall 2017	878
Winter 2017	32
Spring 2018	718
Summer 2018	282
Academic Year 2018 - 2019	
Fall 2018	945
Winter 2018	45
Spring 2019	853
Summer 2019	300
Academic Year 2019 - 2020	
Fall 2019	1,004
Spring 2020	837
Summer 2020	275
Academic Year 2020 - 2021	
Fall 2020	875
Spring 2021	733
Summer 2021	270

Note: Students counted for this measure were enrolled at Collin during the specified term and are identified based on their declared major in ZogoTech.

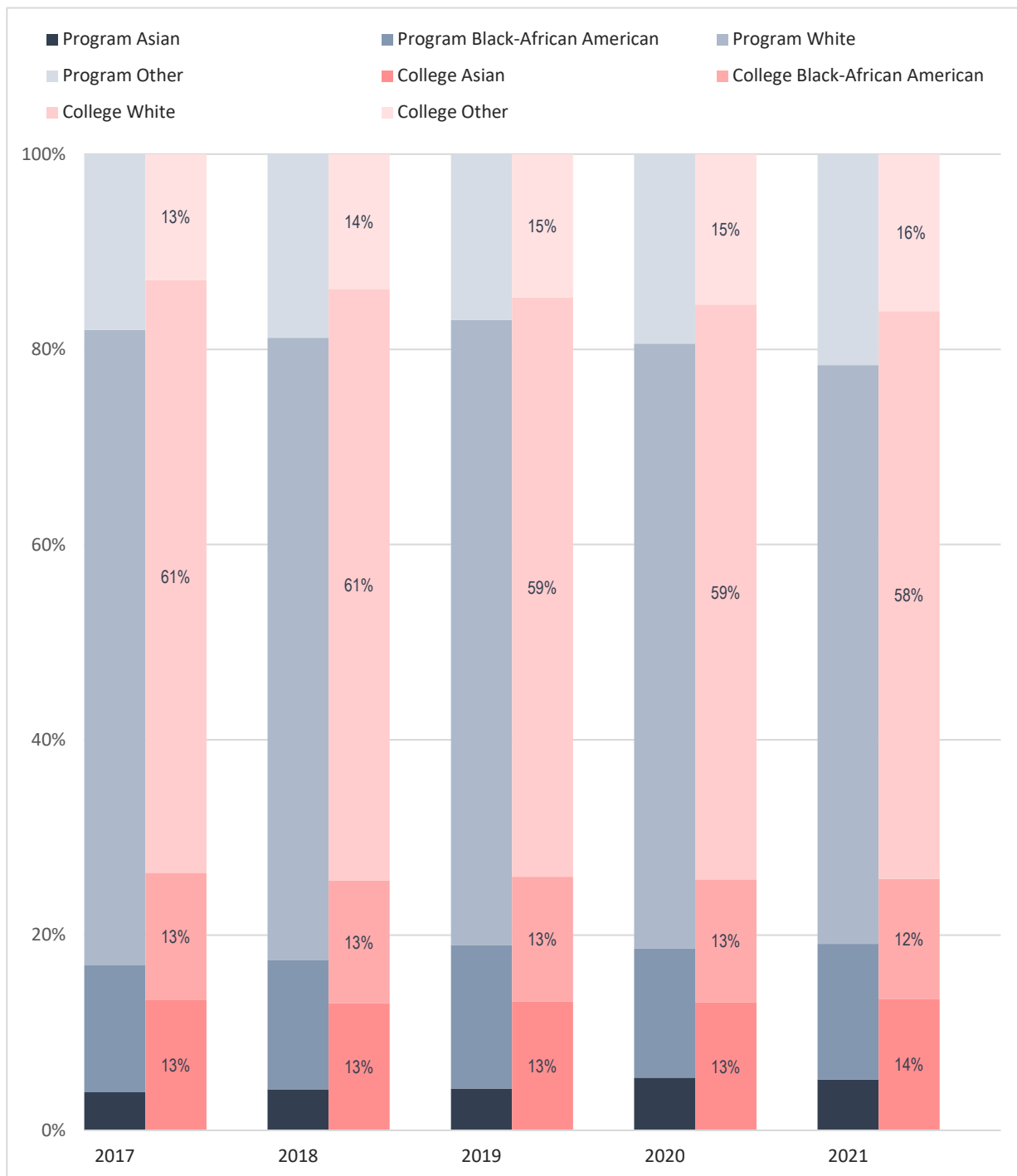


Ethnicity Distribution of Enrolled Criminal Justice Field of Study Majors, Compared to Collin College's Overall Student Ethnicity Distribution



Note: Values rounded to the nearest percentage point and may not sum to 100%.

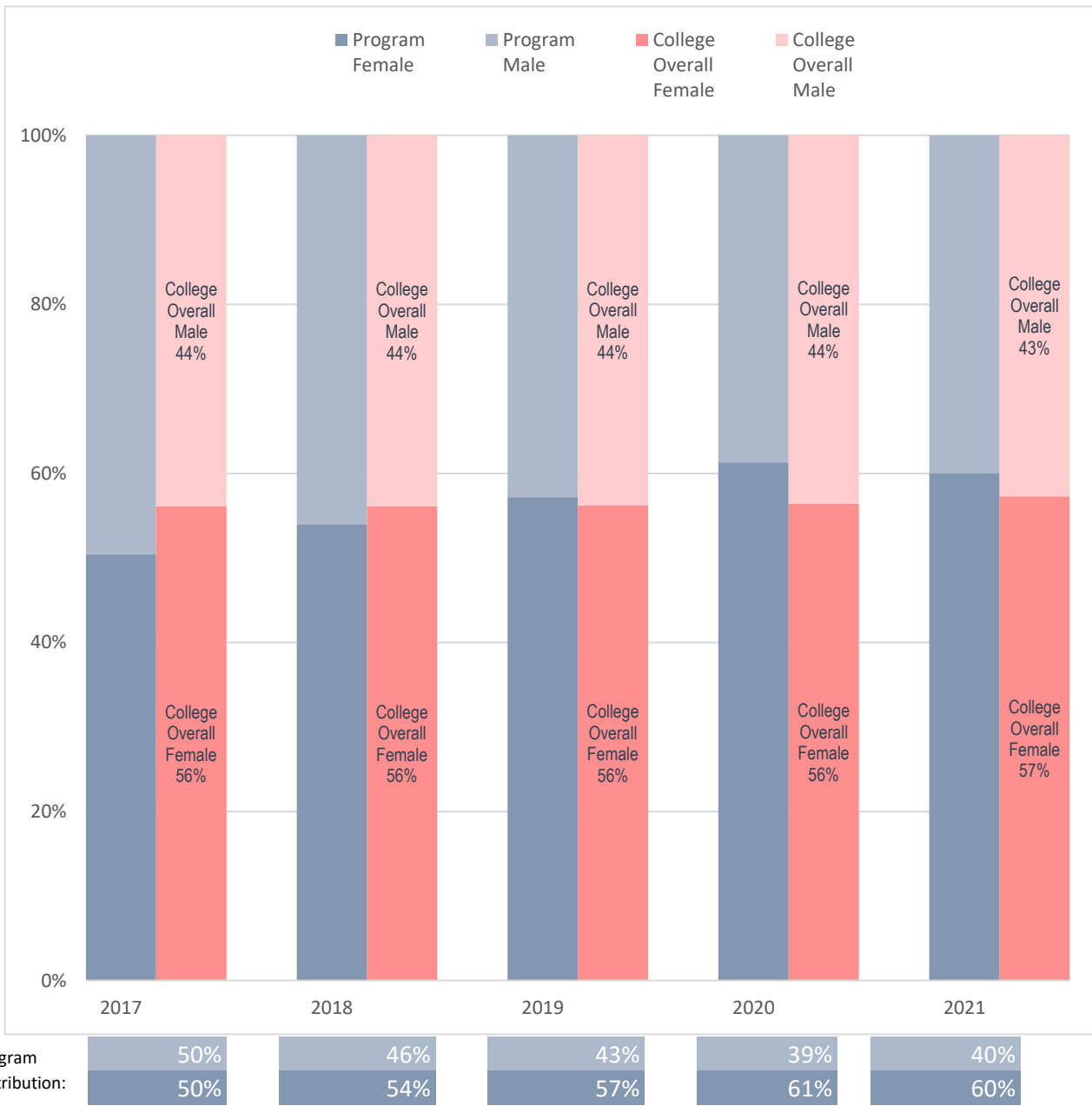
Racial Distribution of Enrolled Criminal Justice Field of Study Majors, Compared to Collin College's Overall Student Racial Distribution



Program Distribution:	2017	2018	2019	2020	2021
Program White	18%	19%	17%	19%	22%
Program Black-African American	65%	64%	64%	62%	59%
Program Other	13%	13%	15%	13%	14%
Program Asian	4%	4%	4%	5%	5%

Note: Values rounded to the nearest percentage and may not sum to 100%. The category "Other" includes "American Indian - Alaska Native", "Multi-Race", "Native Hawaiian - Other Pacific Islander" and "Unknown."

Sex Distribution of Enrolled Criminal Justice Field of Study Majors, Compared to Collin College's Overall Student Sex Distribution



Note: Values rounded to the nearest percentage point and may not sum to 100%.