



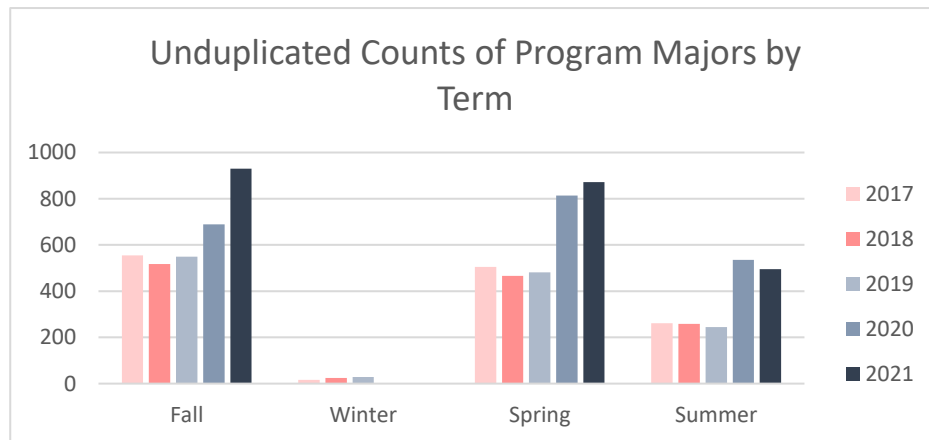
**Collin County Community College District
Program Review 2021 - 2022**

Unduplicated Student Enrollment by Program per Term
Academic Years 2017 - 2018 through 2020 - 2021

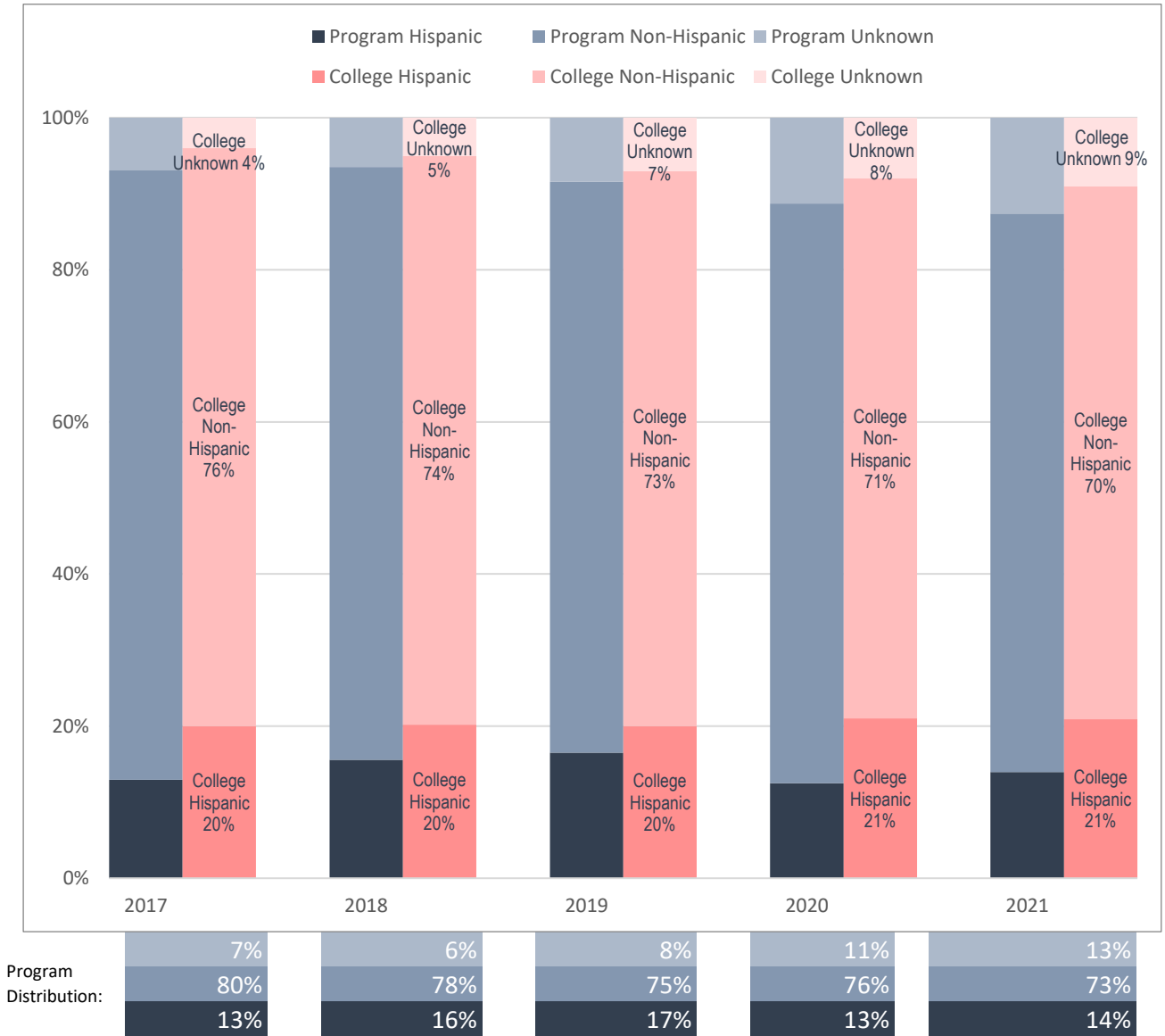
Computer Systems

Term	Count of Enrolled Program Majors
Academic Year 2016 - 2017	
Fall 2016	555
Winter 2016	16
Spring 2017	505
Summer 2017	261
Academic Year 2017 - 2018	
Fall 2017	517
Winter 2017	24
Spring 2018	466
Summer 2018	259
Academic Year 2018 - 2019	
Fall 2018	549
Winter 2018	29
Spring 2019	481
Summer 2019	244
Academic Year 2019 - 2020	
Fall 2019	689
Spring 2020	814
Summer 2020	535
Academic Year 2020 - 2021	
Fall 2020	930
Spring 2021	872
Summer 2021	495

Note: Students counted for this measure were enrolled at Collin during the specified term and are identified based on their declared major in ZogoTech.

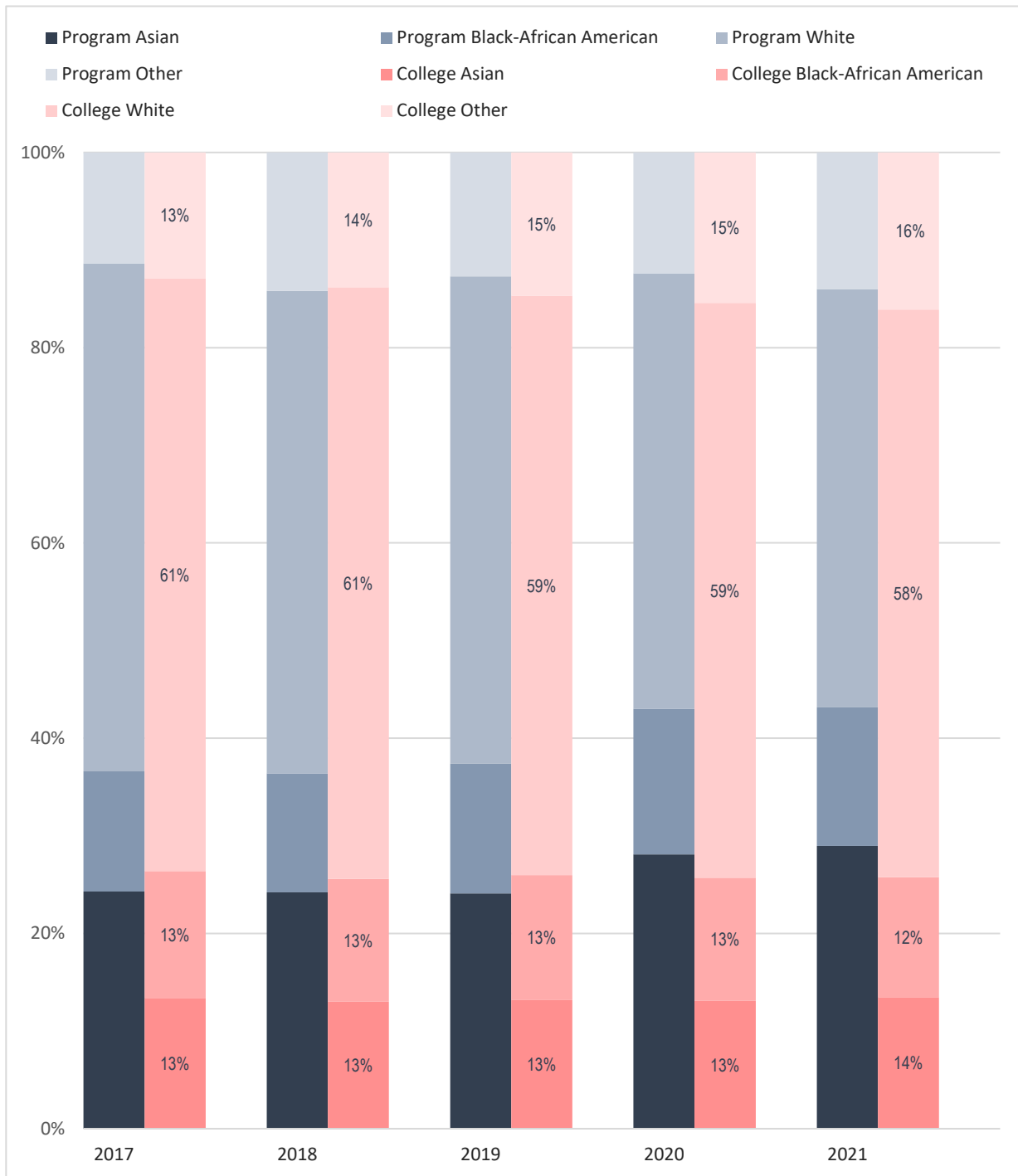


Ethnicity Distribution of Enrolled Computer Systems Majors, Compared to Collin College's Overall Student Ethnicity Distribution



Note: Values rounded to the nearest percentage point and may not sum to 100%.

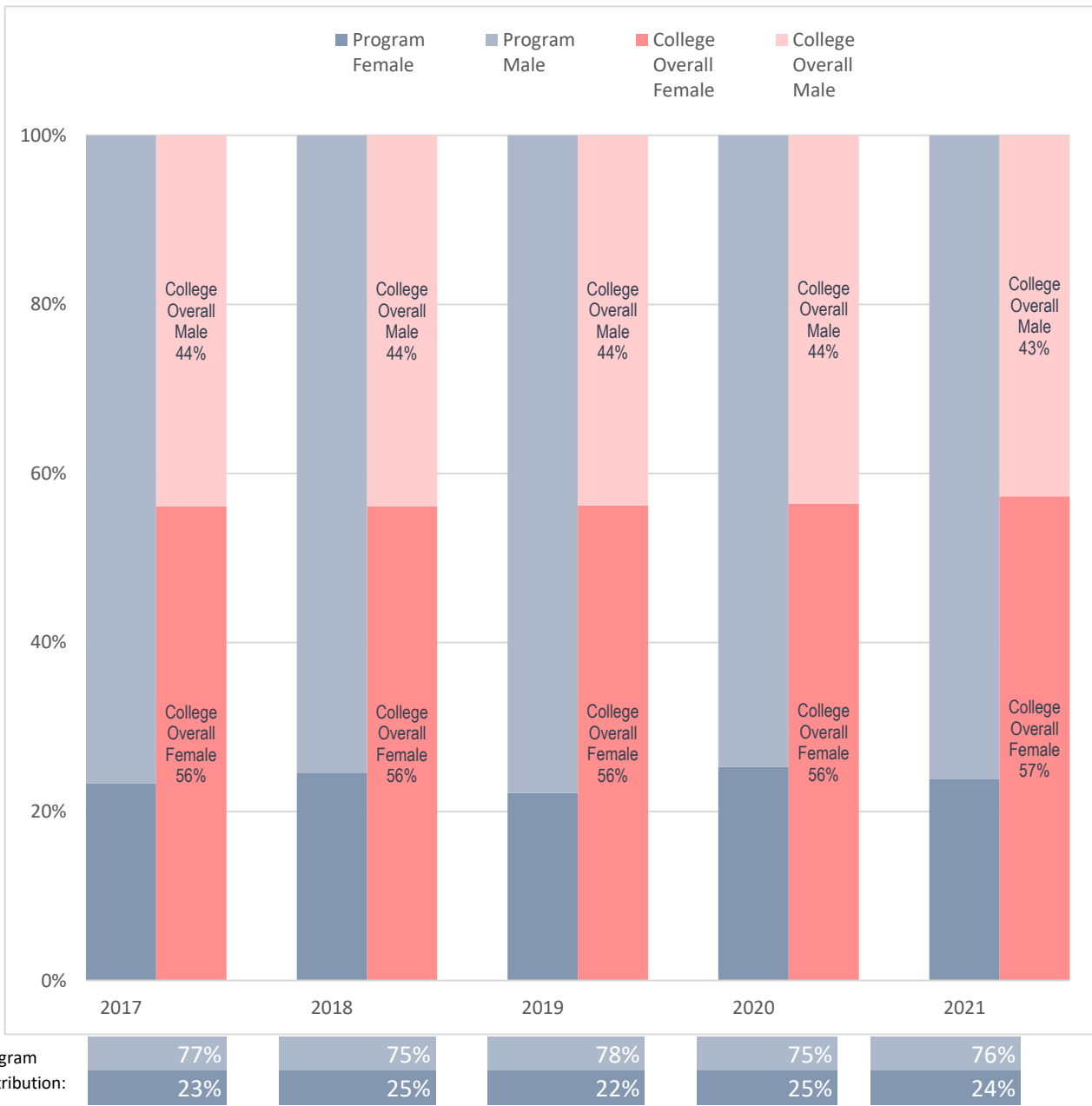
Racial Distribution of Enrolled Computer Systems Majors, Compared to Collin College's Overall Student Racial Distribution



Program Distribution:	2017	2018	2019	2020	2021
Program Asian	24%	24%	24%	28%	29%
Program Black-African American	12%	12%	13%	15%	14%
Program White	52%	49%	50%	45%	43%
Program Other	11%	14%	13%	12%	14%

Note: Values rounded to the nearest percentage and may not sum to 100%. The category "Other" includes "American Indian - Alaska Native", "Multi-Race", "Native Hawaiian - Other Pacific Islander" and "Unknown."

Sex Distribution of Enrolled Computer Systems Majors, Compared to Collin College's Overall Student Sex Distribution



Note: Values rounded to the nearest percentage point and may not sum to 100%.