



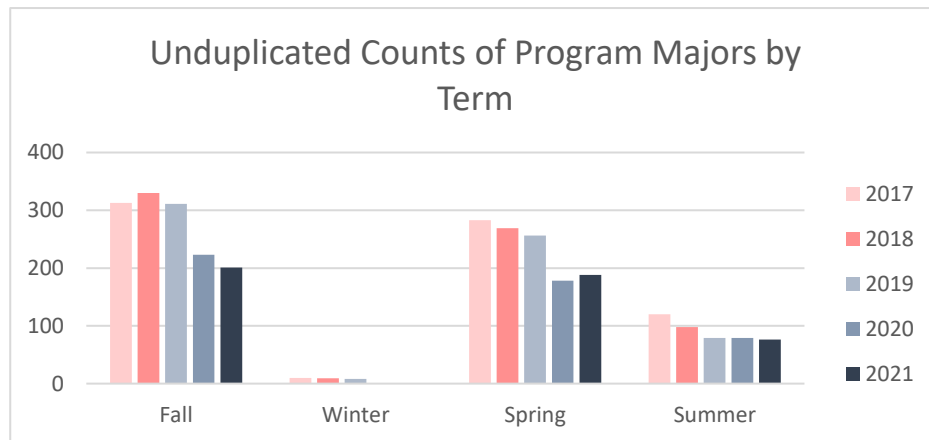
**Collin County Community College District
Program Review 2021 - 2022**

Unduplicated Student Enrollment by Program per Term
Academic Years 2017 - 2018 through 2020 - 2021

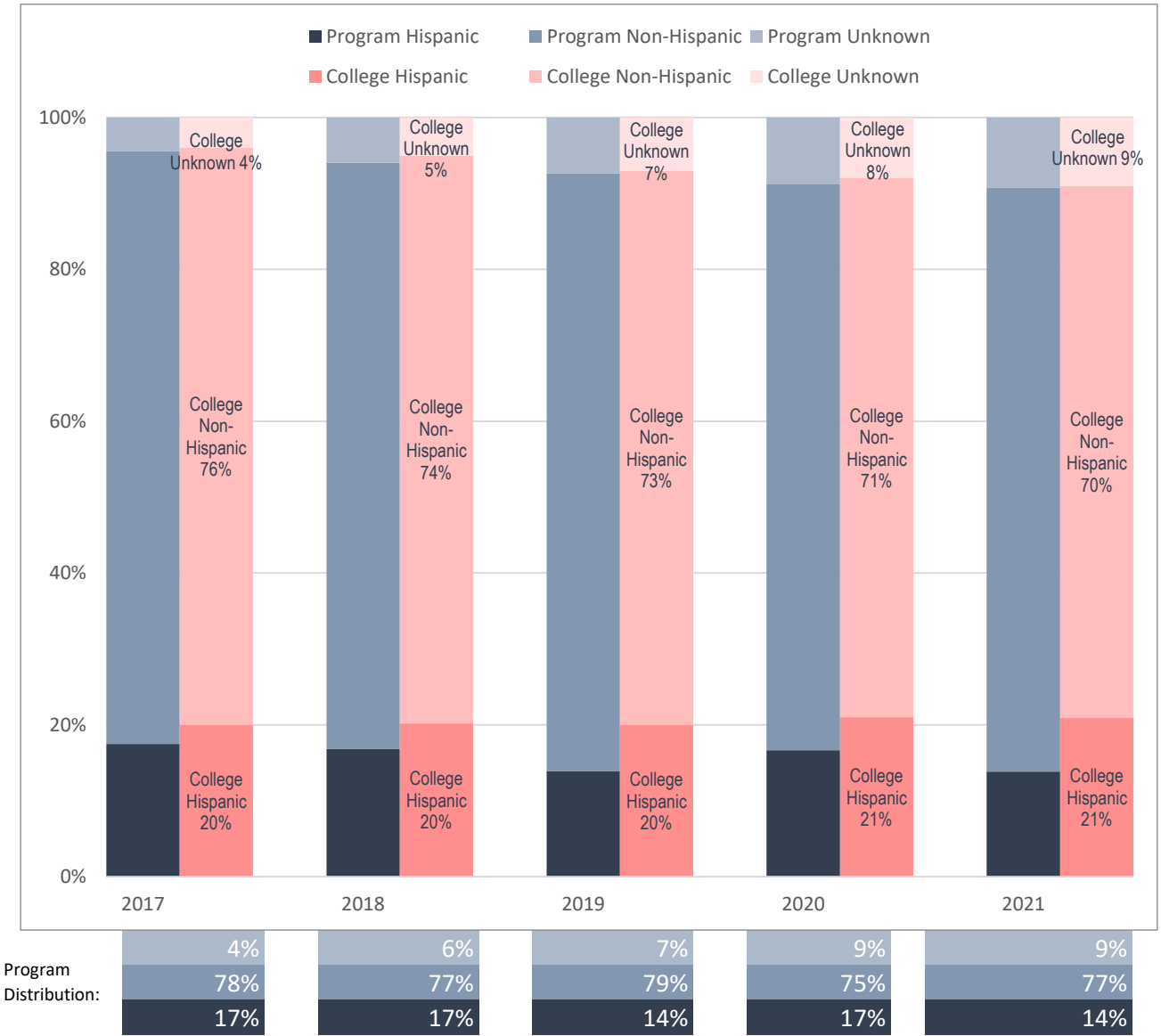
Computer Networking

Term	Count of Enrolled Program Majors
Academic Year 2016 - 2017	
Fall 2016	313
Winter 2016	10
Spring 2017	283
Summer 2017	120
Academic Year 2017 - 2018	
Fall 2017	330
Winter 2017	9
Spring 2018	269
Summer 2018	98
Academic Year 2018 - 2019	
Fall 2018	311
Winter 2018	8
Spring 2019	256
Summer 2019	79
Academic Year 2019 - 2020	
Fall 2019	223
Spring 2020	178
Summer 2020	79
Academic Year 2020 - 2021	
Fall 2020	201
Spring 2021	188
Summer 2021	76

Note: Students counted for this measure were enrolled at Collin during the specified term and are identified based on their declared major in ZogoTech.

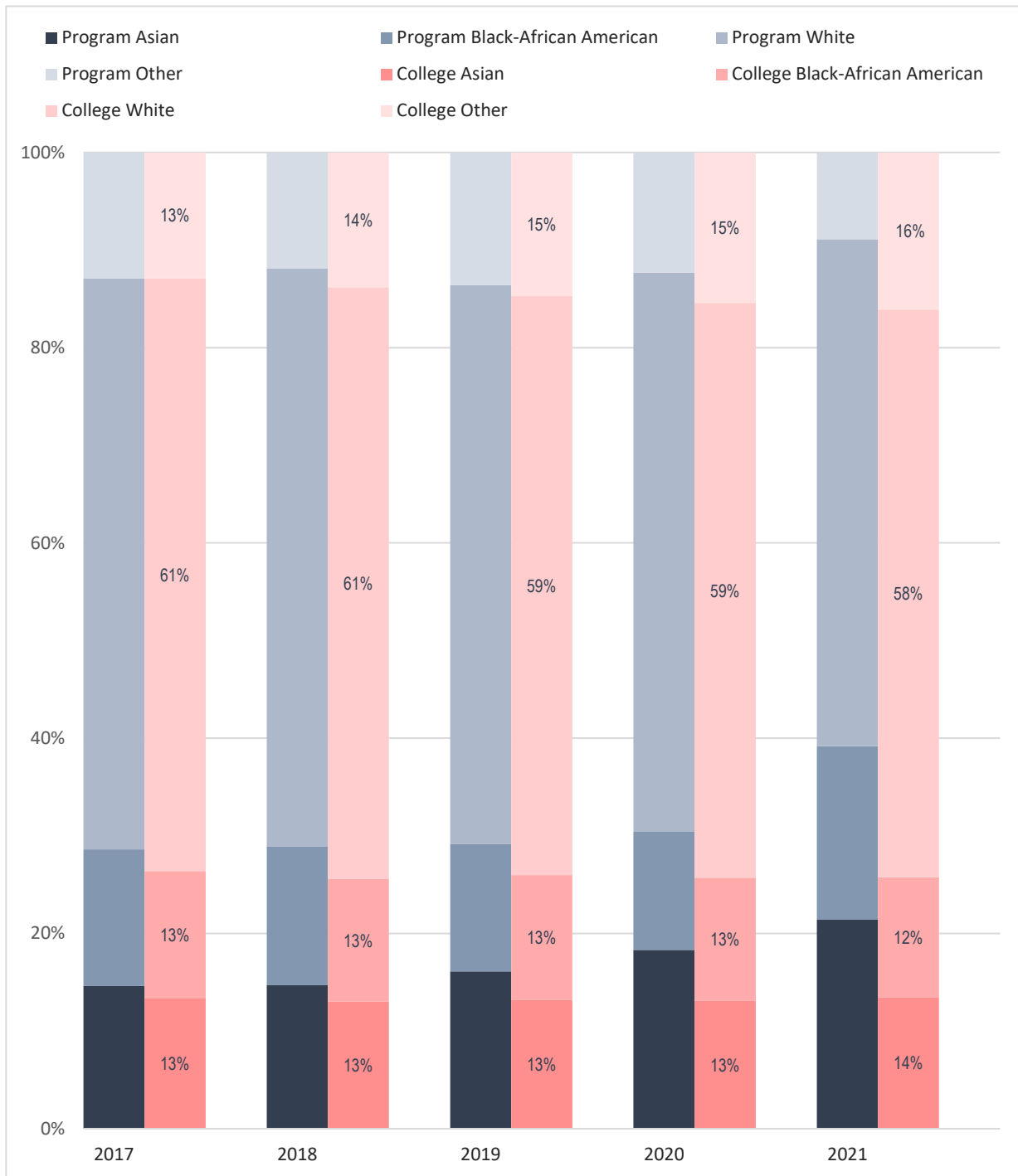


Ethnicity Distribution of Enrolled Computer Networking Majors, Compared to Collin College's Overall Student Ethnicity Distribution



Note: Values rounded to the nearest percentage point and may not sum to 100%.

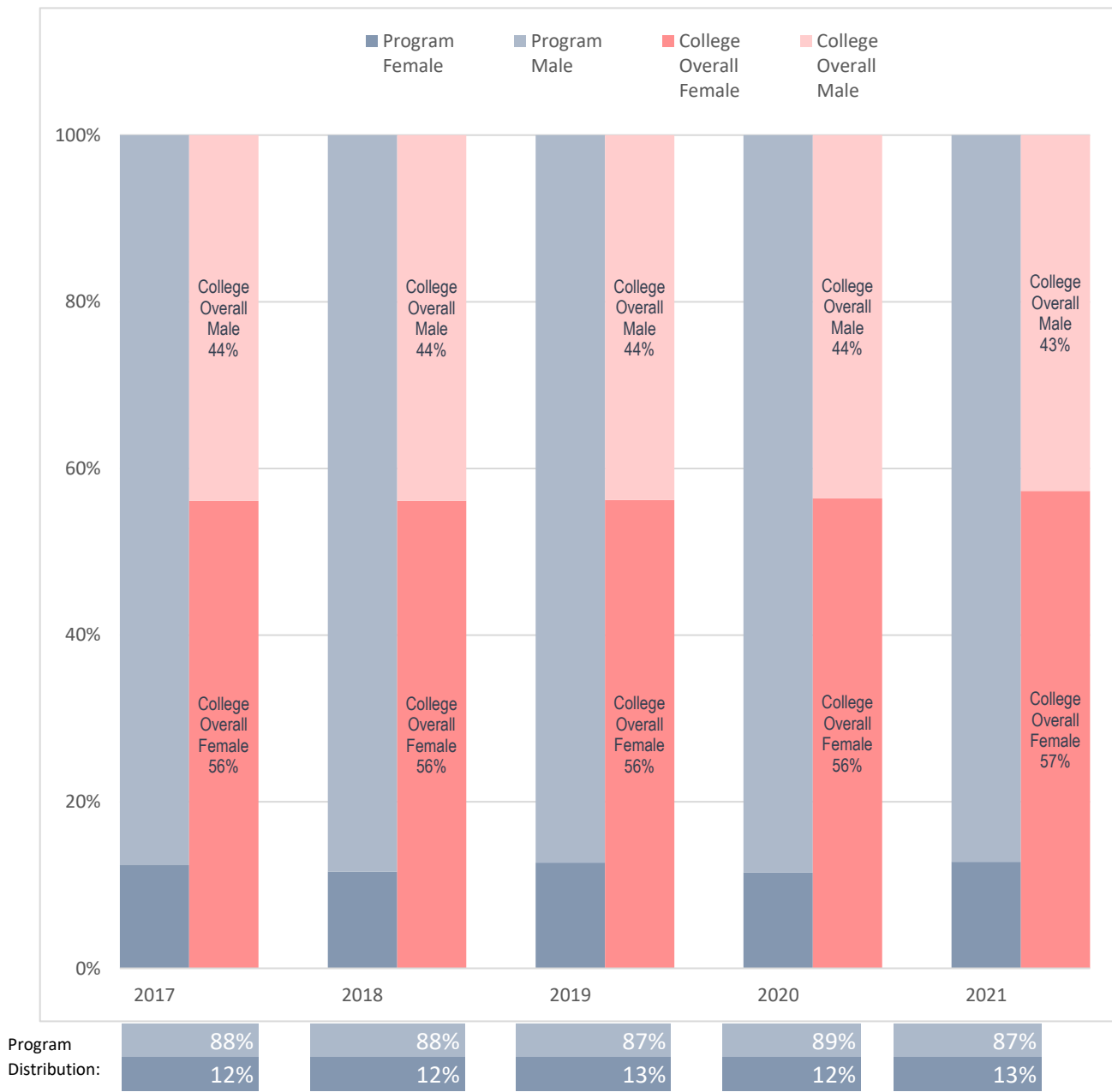
Racial Distribution of Enrolled Computer Networking Majors, Compared to Collin College's Overall Student Racial Distribution



Program Distribution:	2017	2018	2019	2020	2021
Program White	13%	12%	14%	12%	9%
Program Black-African American	58%	59%	57%	57%	52%
Program Other	14%	14%	13%	12%	18%
Program Asian	15%	15%	16%	18%	21%

Note: Values rounded to the nearest percentage and may not sum to 100%. The category "Other" includes "American Indian - Alaska Native", "Multi-Race", "Native Hawaiian - Other Pacific Islander" and "Unknown."

Sex Distribution of Enrolled Computer Networking Majors, Compared to Collin College's Overall Student Sex Distribution



Note: Values rounded to the nearest percentage point and may not sum to 100%.