



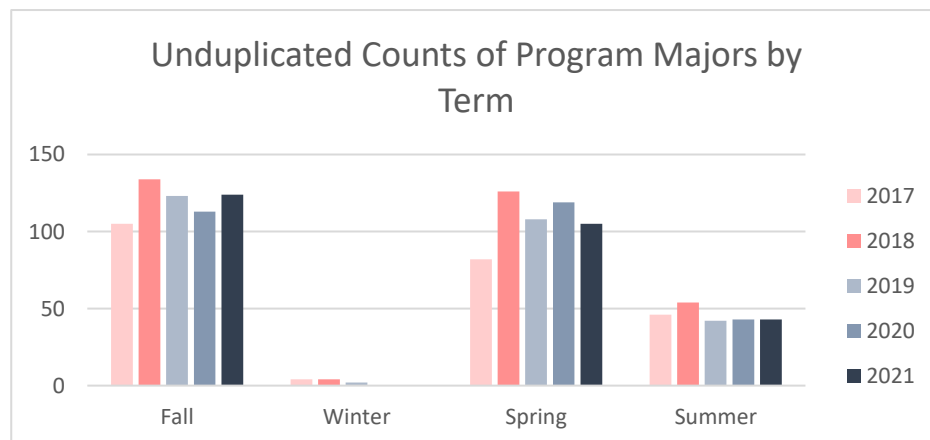
**Collin County Community College District
Program Review 2021 - 2022**

Unduplicated Student Enrollment by Program per Term
Academic Years 2017 - 2018 through 2020 - 2021

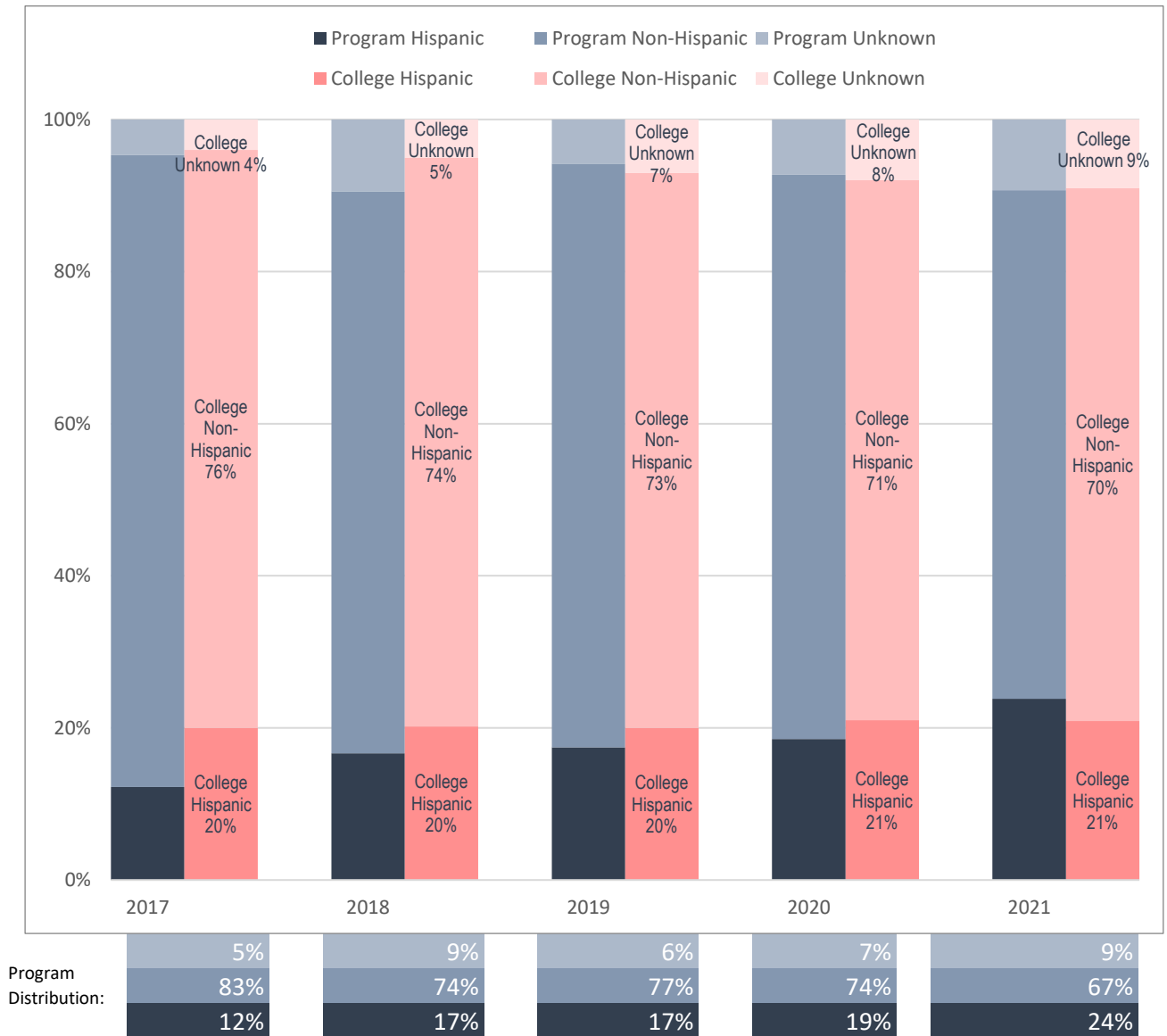
Computer-Aided Drafting & Design

Term	Count of Enrolled Program Majors
Academic Year 2016 - 2017	
Fall 2016	105
Winter 2016	4
Spring 2017	82
Summer 2017	46
Academic Year 2017 - 2018	
Fall 2017	134
Winter 2017	4
Spring 2018	126
Summer 2018	54
Academic Year 2018 - 2019	
Fall 2018	123
Winter 2018	2
Spring 2019	108
Summer 2019	42
Academic Year 2019 - 2020	
Fall 2019	113
Spring 2020	119
Summer 2020	43
Academic Year 2020 - 2021	
Fall 2020	124
Spring 2021	105
Summer 2021	43

Note: Students counted for this measure were enrolled at Collin during the specified term and are identified based on their declared major in ZogoTech.

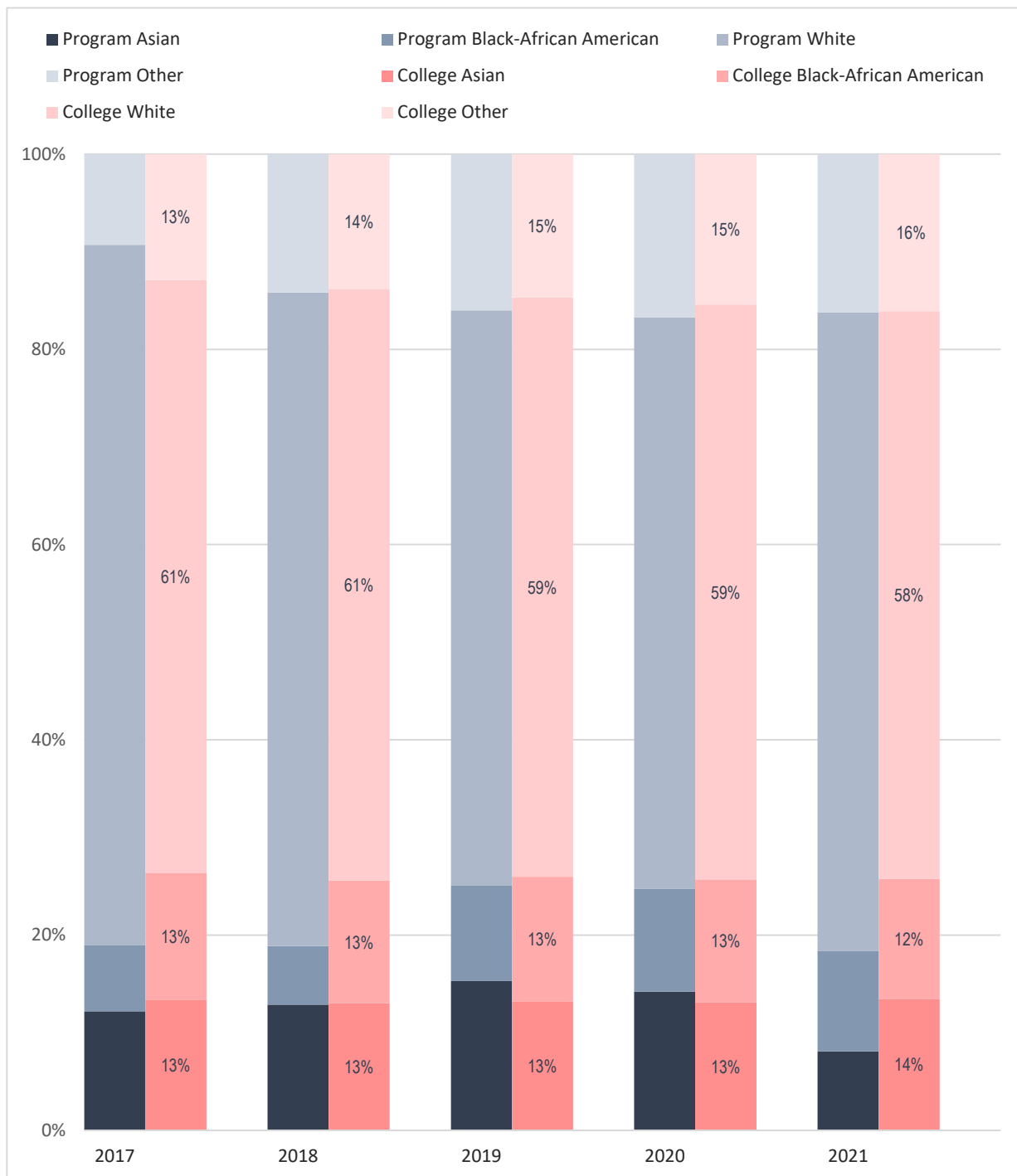


Ethnicity Distribution of Enrolled Computer-Aided Drafting & Design Majors, Compared to Collin College's Overall Student Ethnicity Distribution



Note: Values rounded to the nearest percentage point and may not sum to 100%.

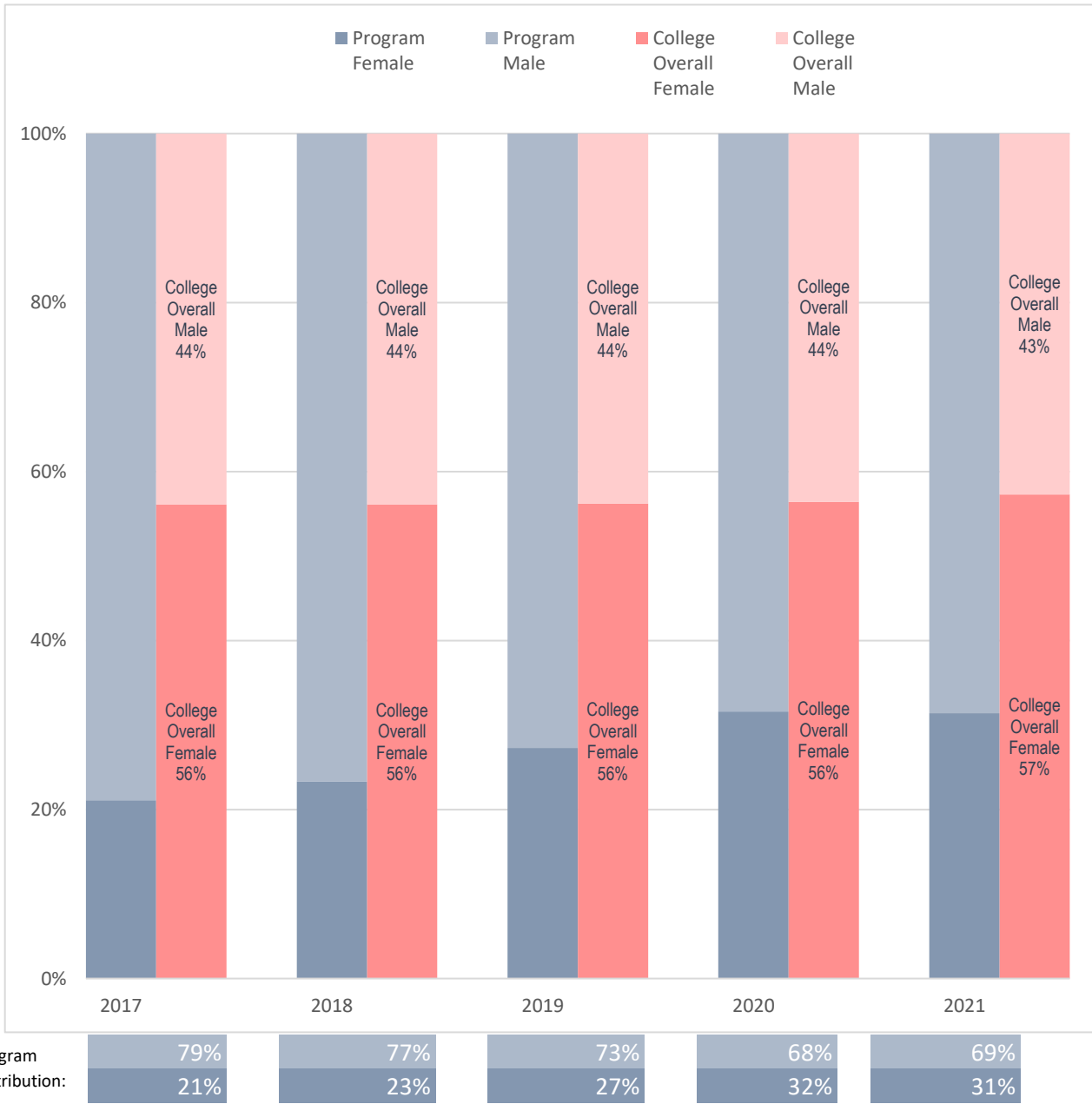
Racial Distribution of Enrolled Computer-Aided Drafting & Design Majors, Compared to Collin College's Overall Student Racial Distribution



Program Distribution:	2017	2018	2019	2020	2021
Asian	12%	13%	15%	14%	8%
Black-African American	7%	6%	10%	11%	10%
White	72%	67%	59%	59%	65%
Other	9%	14%	16%	17%	16%

Note: Values rounded to the nearest percentage and may not sum to 100%. The category "Other" includes "American Indian - Alaska Native", "Multi-Race", "Native Hawaiian - Other Pacific Islander" and "Unknown."

Sex Distribution of Enrolled Computer-Aided Drafting & Design Majors, Compared to Collin College's Overall Student Sex Distribution



Note: Values rounded to the nearest percentage point and may not sum to 100%.